

**600S 660SJ OSCILLATING
AXLE PARTS MANUAL S/N
00099 AND BEFORE**

SERIAL NUMBER 00099 and BEFORE



600S
660SJ



CE

REPAIR PARTS MANUAL

Part Number 1432679
April 2017

Serial numbers 00099 and before

GENERAL INFORMATION

GENERAL INFORMATION	1-1
---------------------------	-----

REPAIR PARTS

CHASSIS COUNTERWEIGHT INSTALLATION 600S	2-1
CHASSIS COUNTERWEIGHT INSTALLATION 660SJ	2-2
FRONT AXLE AND DRIVE SYSTEM INSTALLATION	2-3
FRONT AXLE ASSEMBLY 660SJ	2-4
HYDRAULIC MOTOR TO KNUCKLE LEFT HAND ASSEMBLY	2-5
HYDRAULIC MOTOR TO KNUCKLE RIGHT HAND ASSEMBLY	2-6
HYDRAULIC MOTOR REAR ASSEMBLY	2-7
TORQUE DRIVE HUB OMNI GEAR	2-8
DRIVE SYSTEM REAR INSTALL	2-9
WHEEL AND TIRE ASSEMBLY	2-10
STANDARD TIRES AND WHEELS INSTALLATION	2-11
CHASSIS COVER INSTALLATION	2-12
SLEW BEARING INSTALLATION	2-13
TURRET INSTALLATION	2-14
SWING DRIVE INSTALLATION	2-15
SWING DRIVE GEARBOX	2-16
LIFT AND MASTER LEVEL CYLINDER INSTALLATION 660SJ	2-17
LIFT CYLINDER ASSEMBLY 660SJ	2-18
ROTARY SWIVEL INSTALLATION 660SJ	2-19
BATTERY INSTALLATION	2-20
HORN INSTALLATION	2-21
EMERGENCY POWER UNIT INSTALLATION	2-22
MAIN MANIFOLD INSTALLATION	2-23
HYDRAULIC OIL COOLER CUMMINS INSTALLATION	2-24
OIL COOLER TRAY CUMMINS ASSEMBLY	2-25
ENGINE CUMMINS 2.8L ASSEMBLY	2-26
CUMMINS DIESEL QSF2.8L T4F REPLACEMENT PARTS LIST	2-27
MAIN HYDRAULIC PUMP 660S 660SJ INSTALLATION FIRST SN 660-11-170400032 - 660-11-190800218 AND AFTER	2-28
ENGINE INSTALLATION CUMMINS 2.8L T4F	2-29
AIR CLEANER CUMMINS	2-30
FUEL FILTER PRIMARY	2-31
FUEL FILTER SECONDARY	2-32
RADIATOR AND SUPPORT ASSEMBLY	2-33
TANK TRAY INSTALLATION	2-34
DIESEL FUEL TANK INSTALLATION	2-35
FUEL TANK LOW FILL	2-36
HYDRAULIC TANK ASSEMBLY	2-37
HYDRAULIC TANK INSTALL	2-38
TURRET COUNTERWEIGHT INSTALLATION 600S	2-39
TURRET COUNTERWEIGHT INSTALLATION 660SJ	2-40

LOWER CONTROL BOX INSTALLATION CUMMINS 600S	2-41
LOWER CONTROL BOX INSTALLATION CUMMINS 660SJ	2-42
COWLING INSTALLATION CUMMINS 600S 660SJ	2-43
FRAME LEFT HAND ASSEMBLY	2-44
FRAME RIGHT HAND ASSEMBLY	2-45
DOOR LEFT HAND REAR ASSEMBLY	2-46
DOOR LEFT HAND FRONT ASSEMBLY	2-47
DOOR RIGHT HAND REAR ASSEMBLY	2-48
DOOR RIGHT HAND FRONT ASSEMBLY	2-49
NOSE CONE RIGHT HAND	2-50
NOSE CONE LEFT HAND	2-51
WARE PAD CABLE ANCHOR UPDATE SN's 660SJ-11-161200002 TO 660SJ-11-170600039	2-52
MAIN BOOM INSTALL	2-53
MAIN BOOM ASSEMBLY	2-54
TIP BOOM TO INTERMEDIATE BOOM ASSEMBLY	2-55
EXTEND CYLINDER ASSEMBLY	2-56
BOOMS TO TURRET ASSEMBLY	2-57
CYLINDER SUPPORT ASSEMBLY	2-58
TOP BOOM ASSEMBLY 660SJ	2-59
TIP BOOM TO MID BOOM ASSEMBLY 600S 660SJ	2-60
MAIN BOOM CYLINDER SUPPORT ASSEMBLY	2-61
CABLE TRACK INSTALL	2-62
MID BOOM CARRIER SUPPORT ASSEMBLY	2-63
CARRIER TRACK ASSEMBLY 600S 660SJ	2-64
CARRIER TRACK ASSEMBLY 600S 660SJ	2-65
PLATFORM ROTATOR 400S/600S INSTALL	2-66
HELAC ROTATOR HOSE FITTING installation	2-67
78 INCHES JIB ASSEMBLY JANUARY 2019 AND BEFORE	2-68
78 INCHES JIB ASSEMBLY FEBRUARY 2019 AND AFTER	2-69
JIB 460SJ 660SJ INSTALL	2-70
PLATFORM ROTATOR 460SJ / 660SJ ASSEMBLY	2-71
QUADRANT ASSEMBLY	2-72
PLATFORM ROUND TUBE ASSEMBLY COMPONENTS	2-73
SNORKEL GUARD ASSEMBLY	2-74
PLATFORM MOUNT ASSEMBLY	2-75
PLATFORM ANSI CE EXPORT CSA EXPORT 660SJ INSTALL	2-76
PLATFORM CONTROL BOX CUMMINS 600S INSTALL	2-77
PLATFORM CONTROL BOX CUMMINS 660SJ INSTALL	2-78
PLATFORM ASSEMBLY	2-79
DECAL KIT INSTALLATION ANSI CUMMINS 600S	2-80
DECAL KIT INSTALLATION CE AS 600S	2-81
DECAL DOMESTIC CUMMINS 660SJ INSTALL	2-82
DECALS FRENCH 660SJ INSTALL	2-83

HYDRAULICS

CHASSIS HYDRAULIC HOSE INSTALLATION	3-1
TRACTION MANIFOLD ASSEMBLY	3-2
TRACTION MANIFOLD	3-3
LOAD SENSE PUMP HENGLI	3-4
PRESSURE FILTER ASSEMBLY	3-5
HYDRAULIC RETURN FILTER IN TANK	3-6
ROTARY MANIFOLD ASSEMBLY	3-7
ROTARY MANIFOLD	3-8
MAIN MANIFOLD OSCILATING ASSEMBLY	3-9
CONTROL VALVE HAWE	3-10
HEATER VALVE	3-11
SELECTOR VALVE ASSEMBLY	3-12
EMERGENCY POWER UNIT ASSEMBLY	3-13
TURRET HYDRAULIC HOSE INSTALLATION	3-14
BOOM HOSES INSTALLATION 600S	3-15
BOOM HOSES INSTALLATION 660SJ	3-16
SELECTOR VALVE JIB ROTATE	3-17
DUAL COUNTERBALANCE VALVE HELAC ROTATOR	3-18
AXLE LOCK CYLINDER HENGLI	3-19
MASTER LEVEL CYLINDER ASSEMBLY 600S 660SJ	3-20
MASTER LEVEL CYLINDER ROSENBOOM	3-21
LIFT CYLINDER ROSENBOOM	3-22
EXTEND CYLINDER ROSENBOOM	3-23
EXTEND CYLINDER HENGLI	3-24
JIB CYLINDER HENGLI	3-25
SLAVE LEVEL CYLINDER HENGLI	3-26
SLAVE LEVEL CYLINDER ROSENBOOM	3-27

ELECTRICAL

LOWER CONTROL BOX CUMMINS 600S	4-1
LOWER CONTROL BOX CUMMINS 660SJ	4-2
LOWER CONTROL TO LIMIT SWITCH HARNESS	4-3
LOWER CONTROL BOX TO AMBER LIGHT HARNESS	4-4
LOWER CONTROL TO PRESSURE SWITCH HARNESS	4-5
CUMMINS ENGINE QSF 2.8L ECU J2 TO J8 HARNESS	4-6
TEMPERATURE SWITCH ASSEMBLY	4-7
HYDRAULIC COOLER FAN HARNESS	4-8
MAIN MANIFOLD HARNESS CUMMINS 660SJ	4-9
HORN ASSEMBLY	4-10
TURRET ELECTRICAL HARNESS INSTALL	4-11
BOOM ELECTRICAL INSTALLATION 600S	4-12
BOOM ELECTRICAL INSTALLATION 660SJ	4-13
UPPER CABLE ASSEMBLY 600S	4-14
UPPER CABLE ASSEMBLY 660SJ	4-15
ELEVATION SWITCH TO DT06-4S HARNESS	4-16

OVERLOAD CABLE HARNESS	4-17
FOOT SWITCH WIDE TREDLE ASSEMBLY	4-18
FOOT SWITCH	4-19
FOOT SWITCH HARNESS	4-20
UPPER CONTROL BOX ASSEMBLY CUMMINS 600S	4-21
UPPER CONTROL BOX ASSEMBLY CUMMINS 660SJ	4-22
BOOM TURRET AND DRIVE CONTROLLER 600S/660SJ	4-23
TWO AXIS JIB AND PLATFORM JOYSTICK CONTROLLER 600S/660SJ	4-24
SINGLE AXIS TELESCOPE CONTROLLER 600S/660SJ	4-25
SNORKEL GUARD CABLE M12 X 2M L	4-26

OPTIONS

AMBER BEACON INSTALLATION	5-1
BEACON LIGHT HARNESS	5-2
AMBER RUNNING LIGHT HARNESS	5-3
EXTRME COLD WEATHER PACKAGE INSTALLATION	5-4
COLD WEATHER PACKAGE INSTALLATION	5-5
TOGGLE ELECTRICAL COLD WEATHER PACKAGE INSTALLATION	5-6
BATTERY BLANKET INSTALLATION	5-7
HEATER VALVE INSTALLATION 660SJ	5-8
HYDRAULIC WARM UP CIRCUIT INSTALLATION	5-9
HEATER VALVE HYDRAULIC HOSE INATALLATION	5-10
BLOCK HEATER CUMMINS 2.8L INSTALLATION	5-11
BIODEGRADABLE OIL INSTALLATION	5-12
AIRLINE TO PLATFORM INSTALLATION 600S	5-13
AIR HOSE ASSEMBLY 600S	5-14
AIRLINE TO PLATFORM INSTALLATION 660SJ	5-15
AIR HOSE ASSEMBLY 660SJ	5-16
GENERATOR FABCO CUMMINS QSF2.8L INSTALLATION	5-17
AC POWER TO PLATFORM INSTALLATION ANSI 600S	5-18
AC POWER TO PLATFORM INSTALLATION NON ANSI 600S	5-19
AC POWER TO PLATFORM INSTALLATION ANSI 660SJ	5-20
AC POWER TO PLATFORM INSTALLATION NON ANSI 660SJ	5-21
110V RECEPTACLE ASSEMBLY	5-22
ACCESSORY SWITCH ENCLOSURE INSTALLATION	5-23

MAINTENANCE

MAINTENANCE	6-1
-------------------	-----

SCHEMATICS

ELECTRICAL SCHEMATIC CUMMINS	7-1
HYDRAULIC SCHEMATICS	7-2
A	A
B	B

DANGER

The aerial platform is not electrically insulated. Death or serious injury will result from contact with, or inadequate clearance from, an energized conductor.

Do not go closer than the Minimum Safe Approach Distance as defined by ANSI standards.

Regard all conductors as energized.

Allow for electrical wire sag and aerial platform sway.

If the platform, boom structure, or any part of the aerial platform contacts a high-voltage electrical conductor, the entire machine can become electrically charged.

If that happens, remain on the machine and do not contact any other structure or object. This includes the ground, adjacent buildings, poles, and any other objects that are not part of the aerial platform.

Such contact could make your body a conductor to the other object, creating an electrical shock hazard resulting in death or serious injury.

If an aerial platform is in contact with an energized conductor the platform operator must warn ground personnel in the vicinity to stay away. Their bodies can conduct electricity creating an electrical shock hazard resulting in death or serious injury.

Do not approach or leave the aerial platform until the electricity has been turned off.

Do not attempt to operate the lower controls when the platform, scissors structure, or any part of the aerial platform is in contact with a high-voltage electrical conductor or if there is an immediate danger of such contact.

Personnel on or near an aerial platform must be continuously aware of electrical hazards, recognizing that death or serious injury can result from contact with an energized conductor.

California

Proposition 65 Warning

Battery posts, terminals and related accessories contain lead and lead components, chemicals known to the State of California to cause cancer and birth defects or other reproductive harm. Wash hands after handling.

California

Proposition 65 Warning

Diesel and gasoline engine exhaust and some of its constituents are known by the State of California to cause cancer, birth defects or other reproductive harm.

General Information

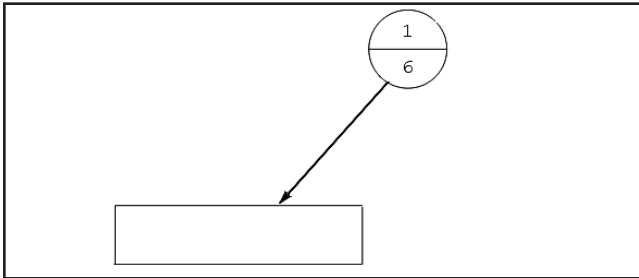
About This Manual

This manual covers 600S/660SJ aerial platforms. Information is included for machines that have been manufactured to conform to all applicable requirements of the following organizations:

- American National Standards Institute (ANSI)
- Canadian Standards Association (CSA)
- European Committee for Standardization (CE)
- Australian Standards (AS) certification

Part pages include a drawing and a bill of material. The bill of material lists the item number that is on the drawing, the Snorkel part number, quantity used and a description of the item.

Some callouts in the drawings may have a balloon with two numbers. The top number is the item number and the bottom number is the quantity of the item at that location.



While Snorkel has attempted in every way to confirm that all information in this manual is correct, improvements are being constantly made to the machine that may not be reflected in this manual.

If you find information in this manual that is not correct or is confusing, you are urged to report your findings to Snorkel for our evaluation. Your input is important to us and will be used in future printings of this manual.

This machine is covered by a limited warranty that specifically identifies items warrantied by Snorkel and those items covered by original manufacturer's warranty. A copy of the Snorkel Limited Warranty is located on the inside of the back cover of this manual.

Repairs and Maintenance

Every person who maintains, inspects, tests or repairs the machine must be qualified and authorized to do so.

⚠Caution

Do not modify this aerial platform without prior written consent of Snorkel Engineering Department. Modification may void the warranty, adversely affect stability or affect the operational characteristics of the aerial platform.

Abbreviations

The following abbreviations may be used in this manual.

AC	alternating current
ANSI	American National Standards Institute
AR	as required
CCA	cold cranking amps
cm	centimeter
DC	direct current
ft	feet
GFCI	ground fault circuit interruptor
in	inch
lbs	pounds
mm	millimeter
no	number
NPT	national pipe thread
psi	pounds per square inch
qty	quantity
rpm	revolutions per minute
UL	Underwriters Laboratories Inc.

Additional Information

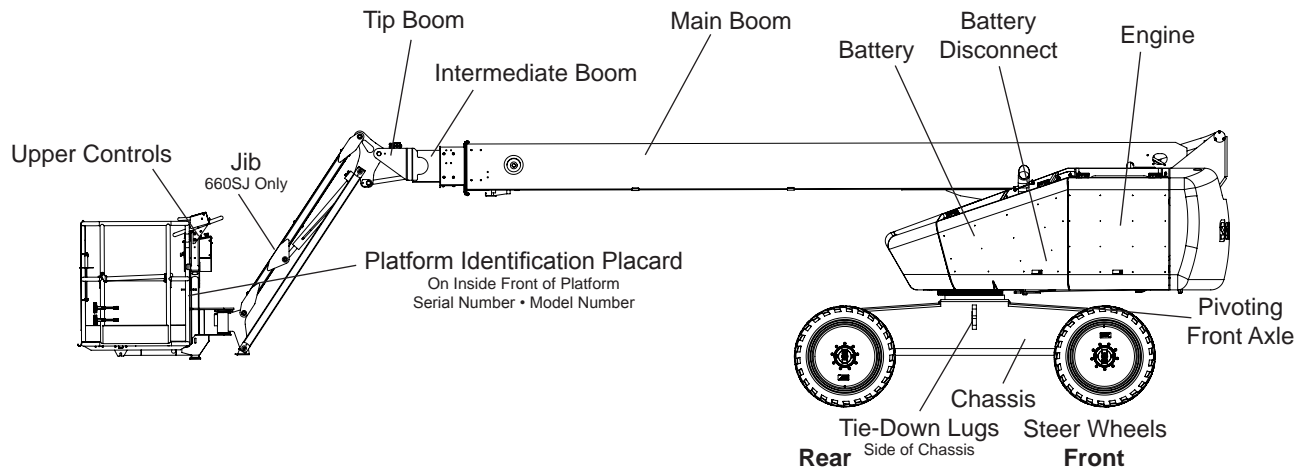
All correspondence relative to this machine, such as field reports, discrepancy reports, requests for information, etc., should be directed to:

Snorkel North America
P.O. Box 1160
St. Joseph, MO 64502-1160 USA
Phone: 1-800-255-0317

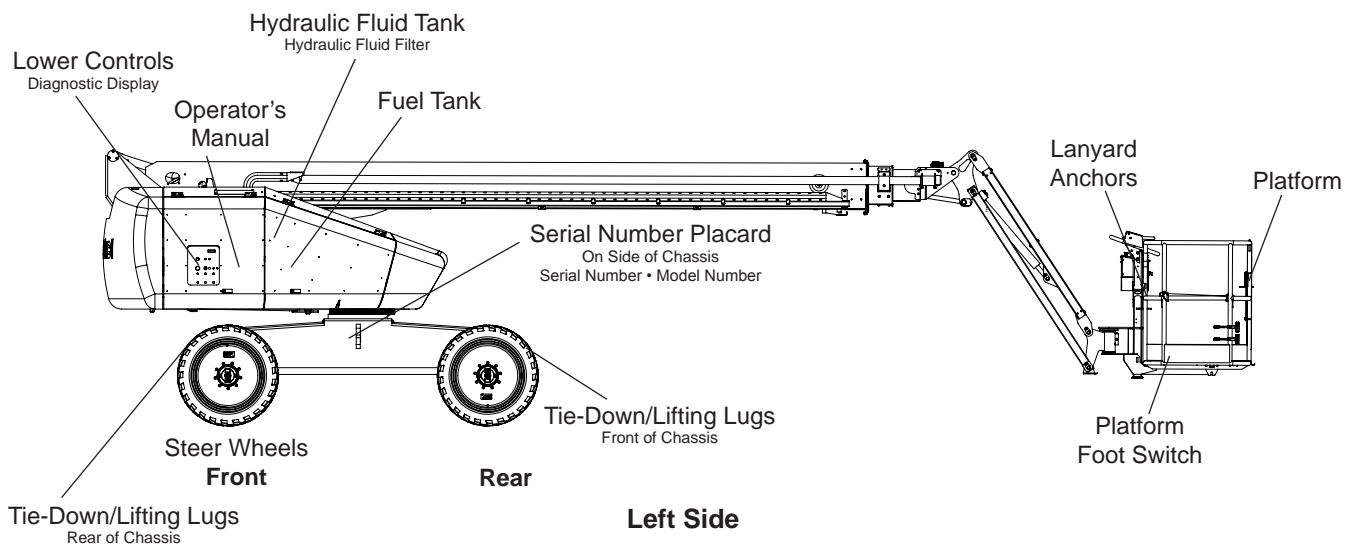
Snorkel Europe
Vigo Centre
Birtley Road
Washington
Tyne & Wear
NE38 9DA
Phone: +44 (0) 845 1550 058

<http://www.snorkellifts.com>

Component Identification



Right Side



Left Side

Service and Parts Information

Ordering Parts

When placing an order for service or repair parts, please have the following machine information readily available.

- Model number
- Serial number
- Snorkel part number
- Description of part
- Quantity of parts required
- Your purchase order number
- Address for order to ship to
- The desired shipment method

If ordering parts off-line, the parts order form on the following page may be mailed or faxed to the attention of the Parts Department at the following location:

Snorkel North America
P.O. Box 1160
St. Joseph, MO 64502-1160 USA
Phone: 1-800-255-0317
Parts Fax: 1-785-989-3077

Snorkel Europe
Vigo Centre
Birtley Road
Washington
Tyne & Wear
NE38 9DA
Phone: +44 (0) 845 1550 058
Parts Fax: +44 (0) 1952 607 678

Attention: Parts Department

For your convenience, our electronic on-line ordering system is accessible from the following Internet location:

<http://www.snorkellifts.com>

ANSI and OSHA Compliance

All owners and users of the aerial platform must read, understand and comply with all applicable regulations. Ultimate compliance to OSHA regulations is the responsibility of the user and their employer.

ANSI publications clearly identify the responsibilities of all personnel who may be involved with the aerial platform. A reprint of the "Manual of Responsibilities for Dealers, Owners, Users, Operators, Lessors and Lessees of ANSI/SIA A92.5-2006 Boom-Supported Elevating Work Platforms" is available from Snorkel dealers or from the factory upon request.

Copies are also available from:

Scaffold Industry Association, Inc.
P.O. Box 20574
Phoenix, AZ 85036-0574 USA

Manuals

Manuals are available from Snorkel to support any of the machines that we produce.

The specific manuals for 600S/660SJ aerial platforms are as follows:

600S/660SJ – Operator’s Manual ANSI
Snorkel part number – 1430571

600S/660SJ – Operator’s Manual CE
Snorkel part number – 1430692

600S/660SJ – Repair Parts Manual
Snorkel part number – 1432679

ANSI Manual of Responsibilities
ANSI/SIA A92.5-2006
Snorkel part number – 0084053

Machine Information

Model Number: _____

Serial Number: _____

Date of Purchase: _____

Purchased From: _____

Snorkel Dealer or Distributor: _____

Parts Order Form

Fill out completely and fax attention Parts Department to:
Snorkel USA 1-785-989-3077
Snorkel Europe +44 (0) 1952 607 678

Date: _____ Account Number: _____

Company: _____ Purchase Order Number: _____

Address: _____ Model Number: _____

Serial Number: _____

Ship To: _____

Contact Name: _____

Phone Number: _____

Fax Number: _____

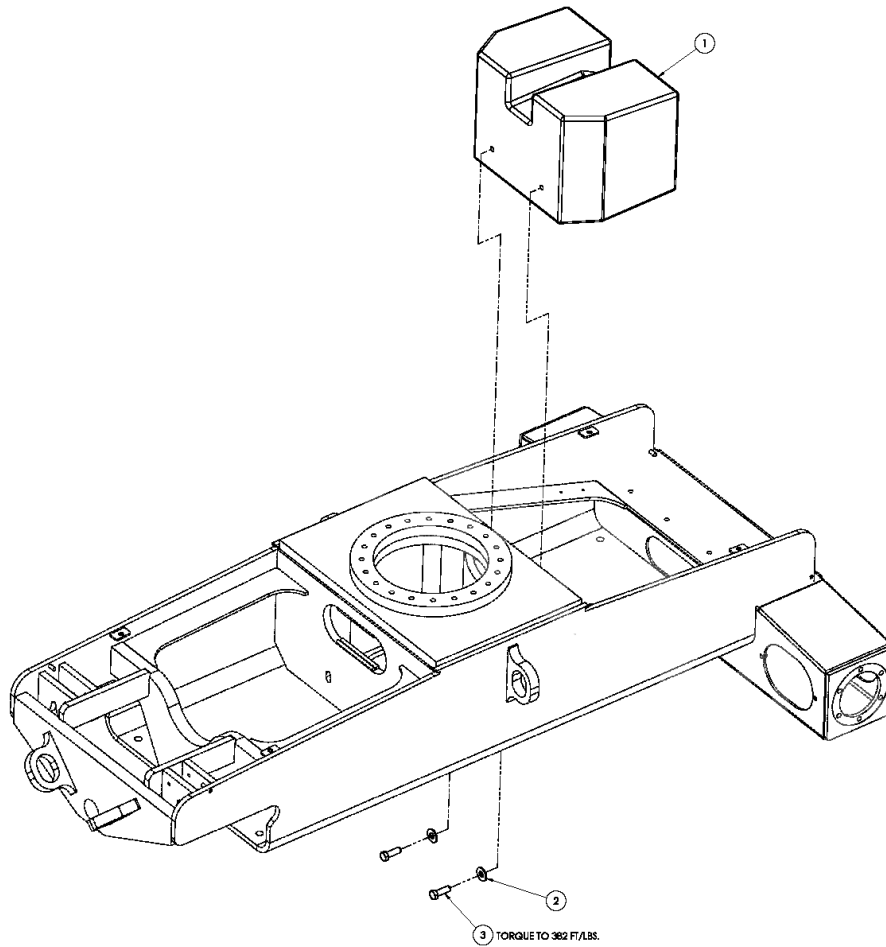
Shipping Method: _____

Part Number	Description	Quantity

Note: Backordered parts will be shipped as soon as available using the same shipping method as the original order unless otherwise indicated below.

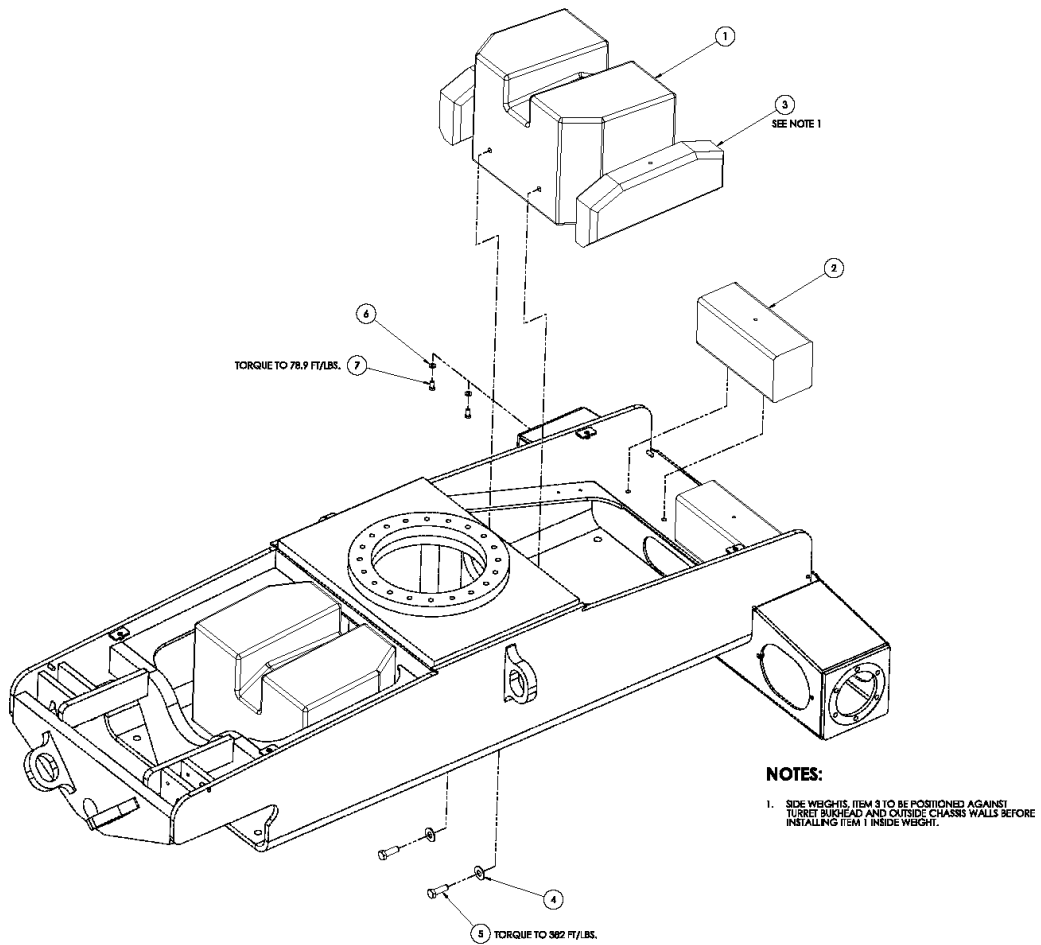
- Ship complete order only. Do not backorder parts.
- Ship all available parts and disposition of backordered parts.
- Other instructions as specified: _____

REPAIR PARTS



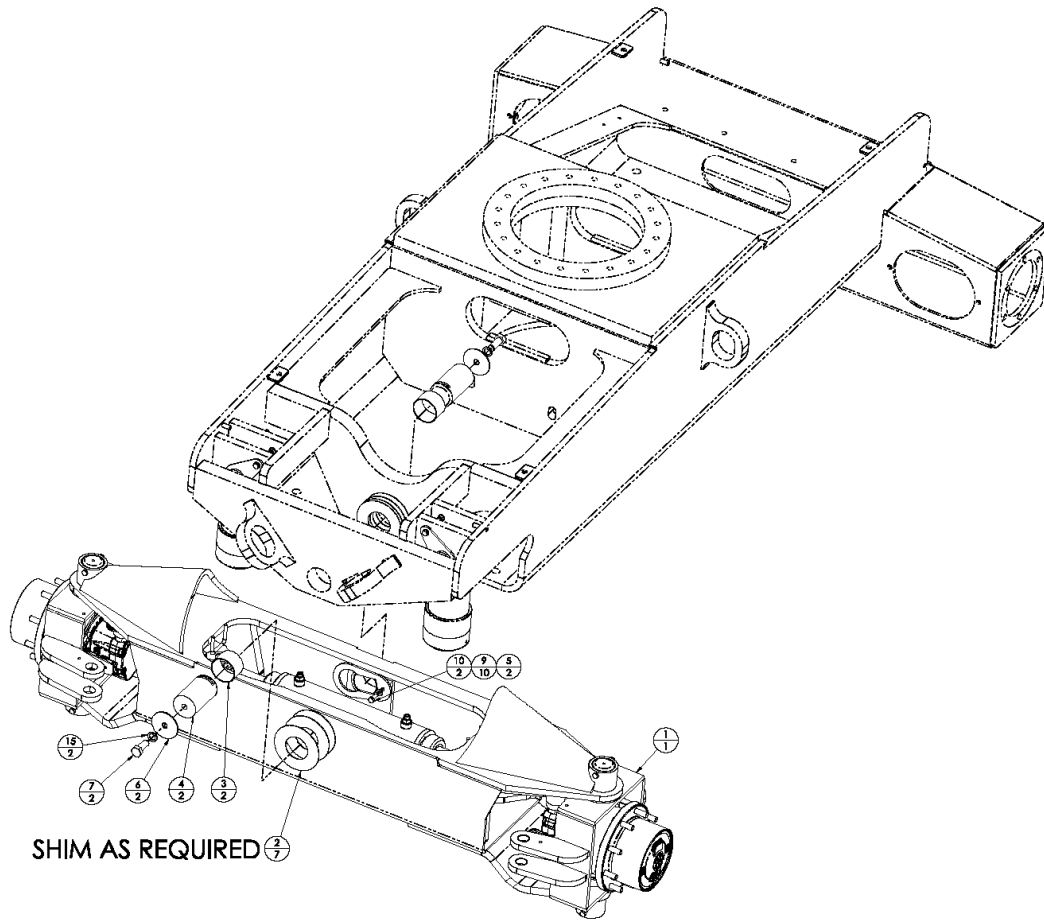
アイテム	部品番号	名前	数量	UOM
	1432167 A	CHASSIS COUNTERWEIGHT 600S INSTALL		EA
1	1430627	WEIGHT, INSIDE, LG	1	EA
2	508247 020	M20 FLAT WASHER DIN 9021	2	EA
3	5563530	HHCS M20 X 2.5 X 60 GR 10.9 DIN 933	2	EA

REPAIR PARTS



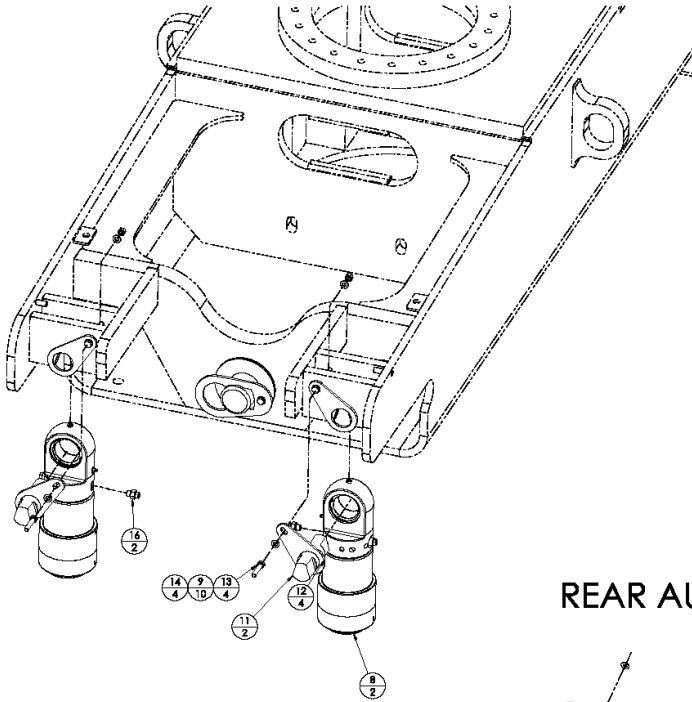
アイテム	部品番号	名前	数量	UOM
	1432168 A	CHASSIS COUNTERWEIGHT 660SJ INSTALL		EA
1	1430627	WEIGHT, INSIDE, LG	2	EA
2	1431079	WEIGHT, CHASSIS NOSE	2	EA
3	1431686	WEIGHT, SIDE CAST	2	EA
4	508247 020	M20 FLAT WASHER DIN 9021	4	EA
5	5563530	HHCS M20 X 2.5 X 60 GR 10.9 DIN 933	4	EA
6	056069 012	WASHER DIN125A M12 ZP	4	EA
7	5563507	BLT THXHD M12 X 1.75 X 25 YZ GR10.9	4	EA

REPAIR PARTS

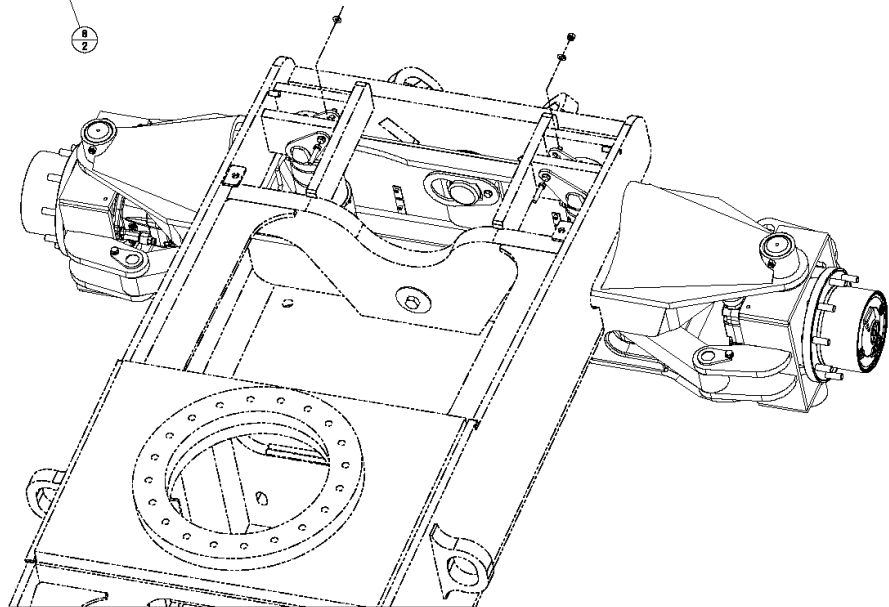


アイテム	部品番号	名前	数量	UOM
	1432161B	FRONT AXLE AND DRIVE SYSTEM INSTALL		EA
1	1432185	ASSEMBLY FRONT AXLE	1	EA
2	1431819	SPACER, OSC AXLE	7	EA
3	1430921	CSB 50 48IB32	2	EA
4	1430919	OSC AXLE PIVOT PIN	2	EA
5	1430920	3IN PIN SECUREMENT TAB	2	EA
6	1430923	OSC AXLE PIN BUSHING RETAINER	2	EA
7	510684 040	HHCS M20X2.5X40 GR8.8	2	EA
8	5290013	AXLE LOCK CYLINDER HENGLI	2	EA
9	056069 010	Washer, SteelFlatWasher DIN125A M10 ZincPlated	10	EA
10	058508 025	HHCS M10 X 25MM GR10.9 DIN933	2	EA
11	1431009	OSC LOCK CYL PIN TAPERED	2	EA
12	1431010	OSC LOCK CYL PIN RETAINER	4	EA
13	058509 050	HHCS M10X1.5X50 G10.9 DIN 933	4	EA
14	056064 010	Nut NylockNut DIN985 M10 10.0	4	EA
15	3631 20	WASHER NORD LOCK, M20 ZP	2	EA
16	100432 004	Hyd Fitting Straight ORFS(04) SAE(06)	2	EA

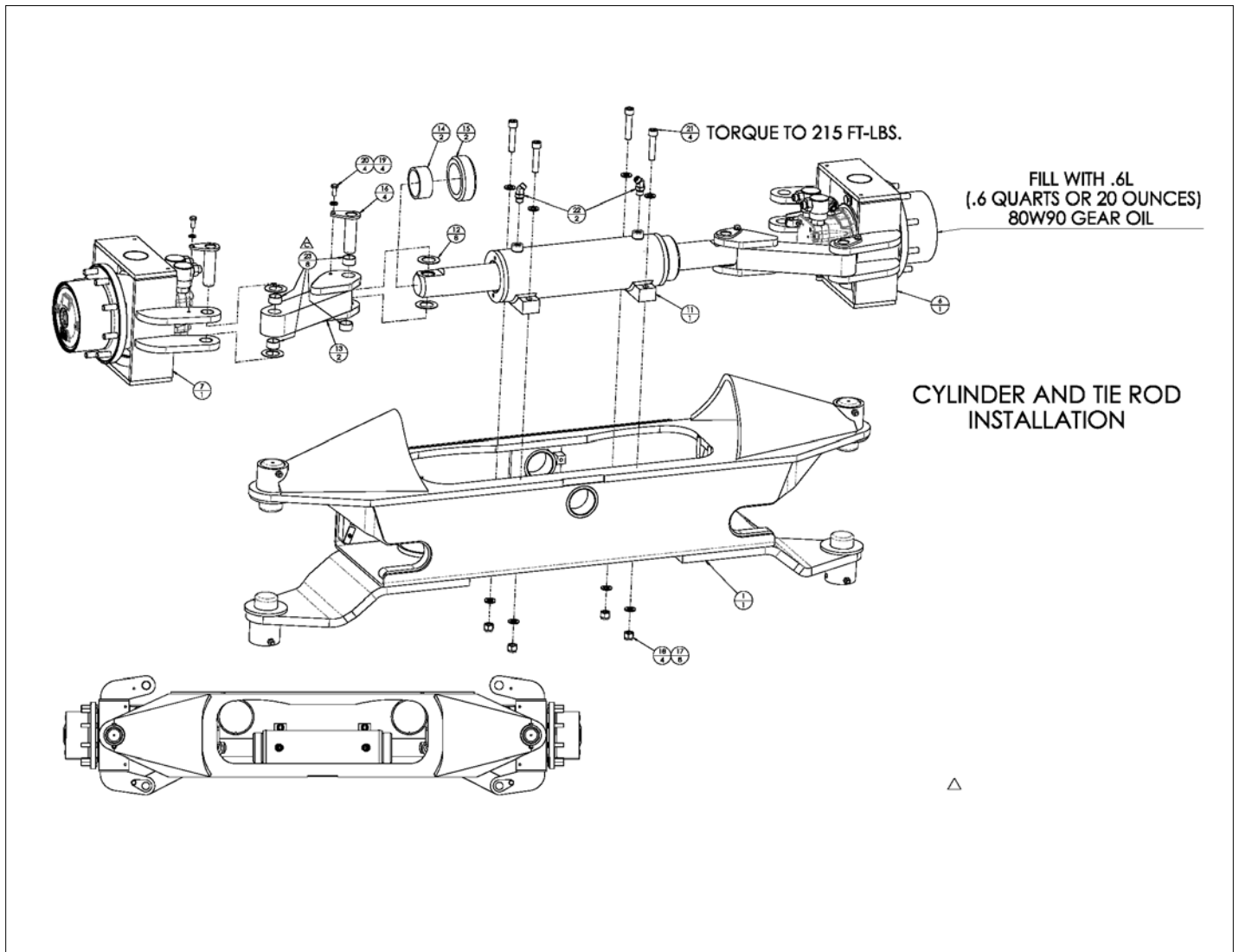
FRONT AUXILIARY VIEW



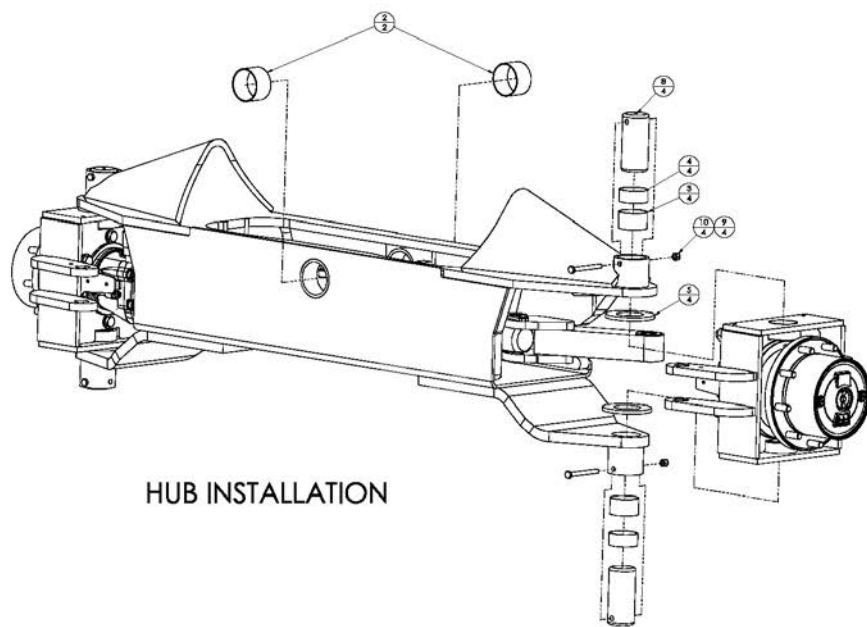
REAR AUXILIARY VIEW



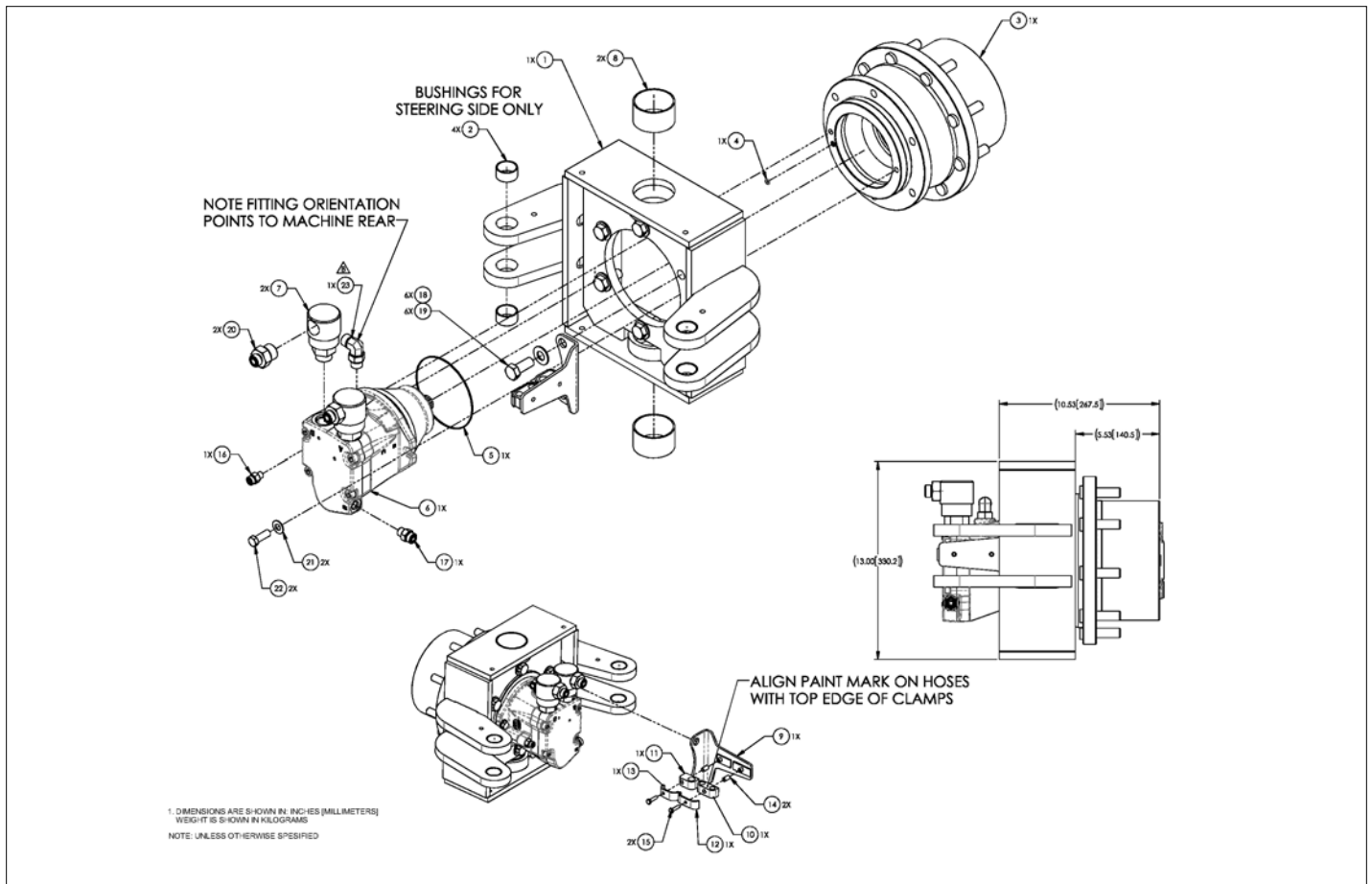
REPAIR PARTS



アイテム	部品番号	名前	数量	UOM
	1432185 C	FRONT AXLE 660SJ ASSEMBLY		EA
1	1432114	OSCILLATING AXLE WELDMENT	1	EA
2	1430921	CSB 50 48IB32	2	EA
3	2509809	70 OD X 65 ID X 40MM LONG	4	EA
4	2509813	70 OD X 65 ID X 30MM LONG BEARING	4	EA
5	2509812	WSHR, THRUST	4	EA
6	1432020	ASSEMBLY, HYDRAULIC MOTOR TO KNUCKLE RH	1	EA
7	1432102	ASSEMBLY, HYDRAULIC MOTOR TO KNUCKLE LH	1	EA
8	1430611	65MM X 140MM LONG PIN	4	EA
9	058509 100	HHCS M10 X 1.50 GR10.9 SELF LOCKING DIN 985	4	EA
10	056064 010	Nut NylockNut DIN985 M10 10.0	4	EA
11	5290010	660 STEER CYLINDER	1	EA
12	2580431	BSHG THRUST 36MM X 1.5MM	8	EA
13	1431303 8	WLDMNT, STEER LINK	2	EA
14	2504856	Bearing	2	EA
15	1431688	BUSHING, STEERING STOP	2	EA
16	5580016	CLEVIS PIN 1IN X 3IN FLAG	4	EA
17	056069 016	WASHER STEELFLATWASHER M16 DIN	8	EA
18	056064 016	NUT NYLOCKNUT DIN985 M16 10.0	4	EA
19	056069 010	Washer, SteelFlatWasher DIN125A M10 ZincPlated	4	EA
20	058508 025	HHCS M10 X 25MM GR10.9 DIN933	4	EA
21	5563722	SHCS M16 X 1.5 X 75 G12.9 ISO 4762 BLACK OXIDE	4	EA
22	511257 000	8MB X 6M ORFF 45 ° FITTING	2	EA
23	062642 024	BRG 1.25 ID X 1.41 OD X 0.75 L	8	EA



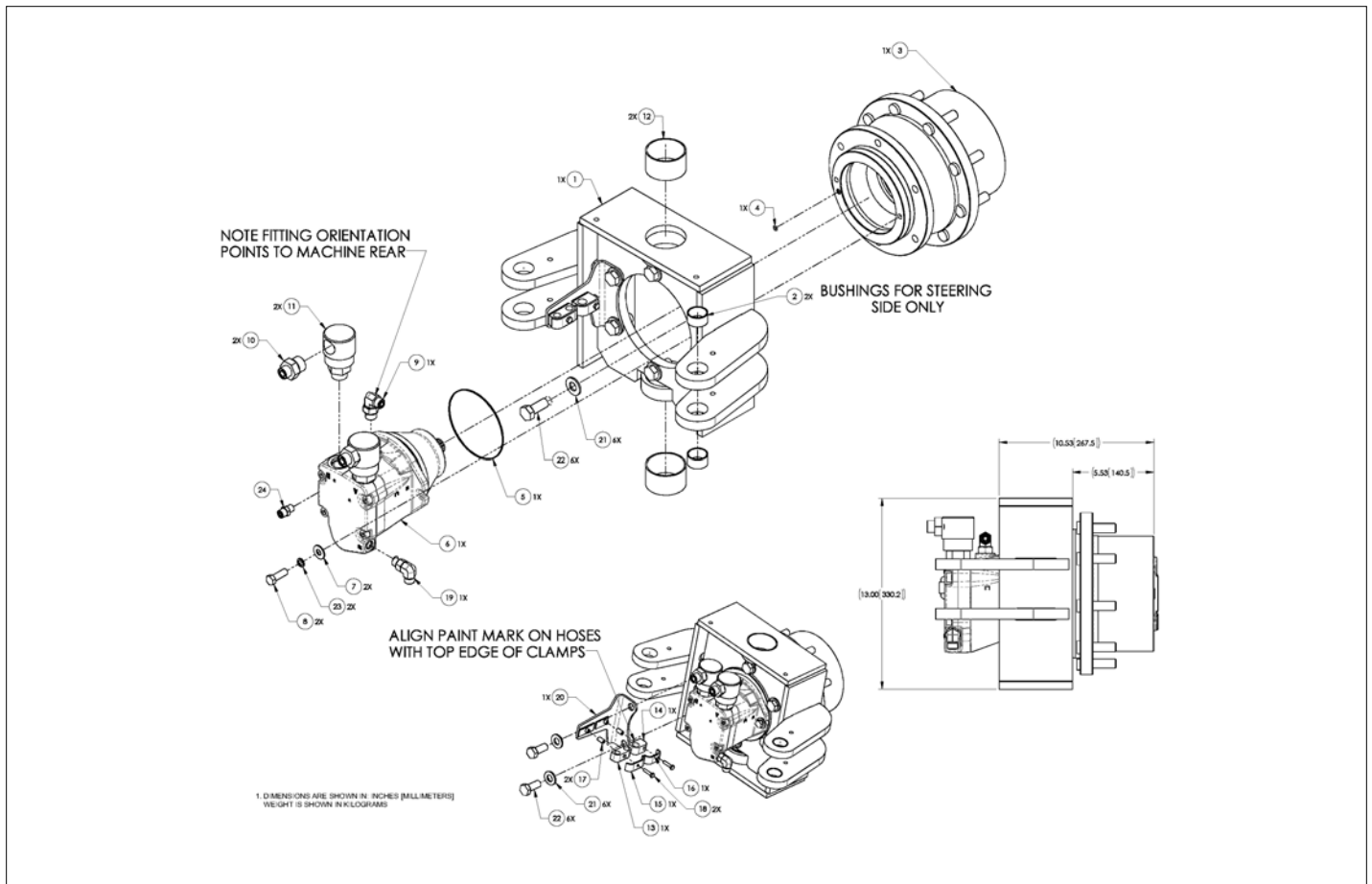
REPAIR PARTS



アイテム	部品番号	名前	数量	UOM
	1432102 B	HYDRAULIC MOTOR TO KNUCKLE LEFT HAND ASSEMBLY		EA
1	1431489	WELDMENT, STEER KNUCKLE	1	EA
2	062642 024	BRG 1.25 ID X 1.41 OD X 0.75 L	4	EA
3	116324 000	Wheel Gearbox	1	EA
	116324 011	BRAKE	1	EA
4	0260070	O Ring	1	EA
5	0260099	O Ring	1	EA
6	104665 000	DRIVE MOTOR HYD 38cc/9.22cc	1	EA
7	106964 001	SWIVEL FITTING, 12MB X 12FB	2	EA
8	2509809	70 OD X 65 ID X 40MM LONG	2	EA
9	1432026	BRACKET HYD HOSE	1	EA
10	11355 006	BODY TUBE CLAMP #1 X 1/2	1	EA
11	11355 012	BODY TUBE CLAMP #0B X 5/8	1	EA
12	100434 013	Hyd Fitting 90 Elbow ORFS(08) SAE(08)	1	EA
13	11356 002	STIRRUP TUBE CLAMP #2, HYDAC	1	EA
14	11354 000	SLEEVE TUBE CLAMP	2	EA
15	512630 025	HHCS M6 X 1 X 25 GR 10.9 DIN 933	2	EA
16	100432 002	Hyd Fitting Straight ORFS(04) SAE(04)	1	EA
17	100432 009	Hyd Fitting Straight ORFS(06) SAE(06)	1	EA
18	5563785	WASHER FLAT .625	6	EA
19	5563787	HHCS.625 11 UNC STL GR8 1.50LG	6	EA
20	100432 025	FTG, STR, 8MORFF X 12MORB	2	EA
21	5563786	WASHER FLAT .438 NARROW PLTD	2	EA
22	5563116	Bolt, HDD	2	EA

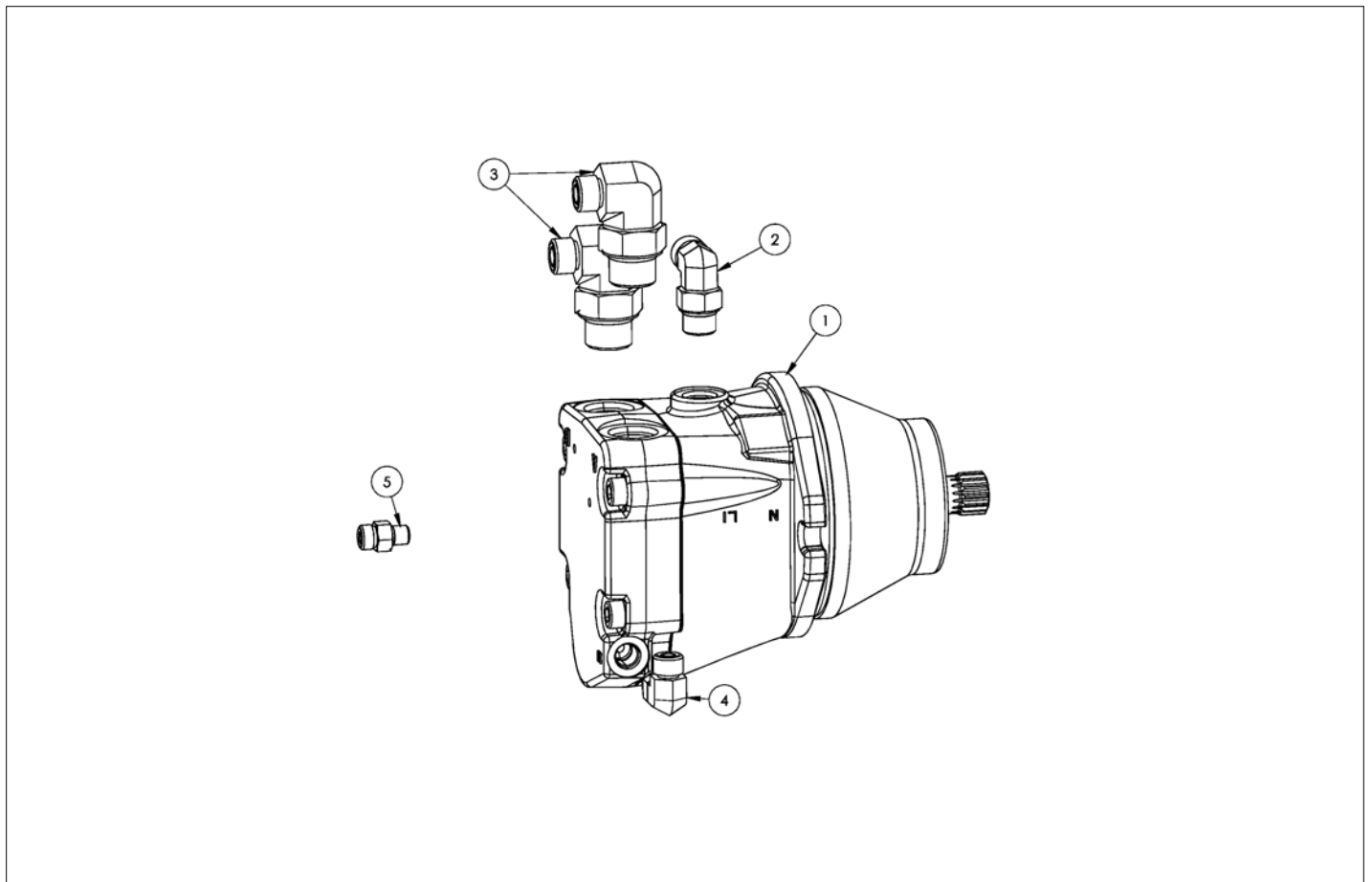
アイテム	部品番号	名前	数量	UOM
23	100434 013	Hyd Fitting 90 Elbow ORFS(08) SAE(08)	1	EA

REPAIR PARTS



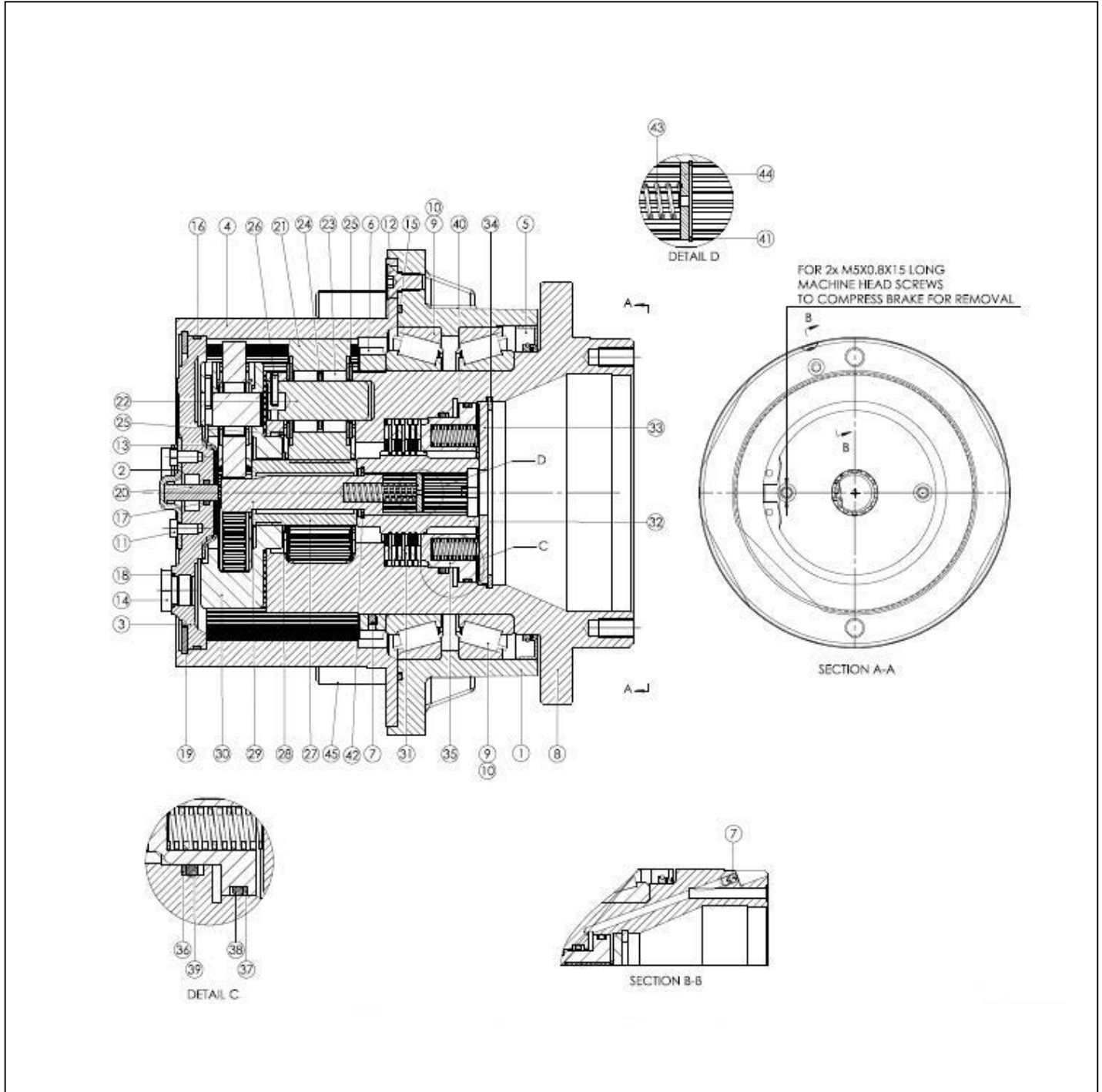
アイテム	部品番号	名前	数量	UOM
Not Shown	1432020 A	HYDRAULIC MOTOR TO KNUCKLE RIGHT HAND ASSEMBLY		EA
1	1431489	WELDMENT, STEER KNUCKLE	1	EA
2	062642 024	BRG 1.25 ID X 1.41 OD X 0.75 L	2	EA
3	116324 000	Wheel Gearbox	1	EA
4	0260070	O Ring	1	EA
5	0260099	O Ring	1	EA
6	104665 000	DRIVE MOTOR HYD 38cc/9.22cc	1	EA
7	986179	WSHR 7/16 FLAT	2	EA
8	5563116	Bolt, HDD	2	EA
9	100434 013	Hyd Fitting 90 Elbow ORFS(08) SAE(08)	1	EA
10	511618 000	8 M ORFF X 12 MB STR FITTING	2	EA
11	106964 001	SWIVEL FITTING, 12MB X 12FB	2	EA
12	2509809	70 OD X 65 ID X 40MM LONG	2	EA
13	11355 006	BODY TUBE CLAMP #1 X 1/2	1	EA
14	11355 012	BODY TUBE CLAMP #0B X 5/8	1	EA
15	100434 013	Hyd Fitting 90 Elbow ORFS(08) SAE(08)	1	EA
16	11356 002	STIRRUP TUBE CLAMP #2, HYDAC	1	EA
17	11354 000	SLEEVE TUBE CLAMP	2	EA
18	512630 025	HHCS M6 X 1 X 25 GR 10.9 DIN 933	2	EA
19	511481 000	FTG, 90 ° , 6MORFF X 6MORB	1	EA
20	1432027	BRACKET HYD HOSE RH	1	EA
21	011239 010	WASHER, FLAT ASTM A325 5/8"	6	EA
22	5560283	HHD BLT.625 11X1.5 GR8	6	EA
23	987129	WSHR 7/17 MED LOCK	2	EA
24	100432 002	Hyd Fitting Straight ORFS(04) SAE(04)	1	EA

REPAIR PARTS



アイテム	部品番号	名前	数量	UOM
	511581 000 B	HYDRAULIC MOTOR REAR ASSEMBLY		EA
1	104665 000	DRIVE MOTOR HYD 38cc/9.22cc	1	EA
2	100434 013	Hyd Fitting 90 Elbow ORFS(08) SAE(08)	1	EA
3	100434 015	Hyd Fitting 90 Elbow ORFS(08) SAE(12)	1	EA
4	511481 000	FTG, 90 ° , 6MORFF X 6MORB	2	EA
5	100432 002	Hyd Fitting Straight ORFS(04) SAE(04)	1	EA

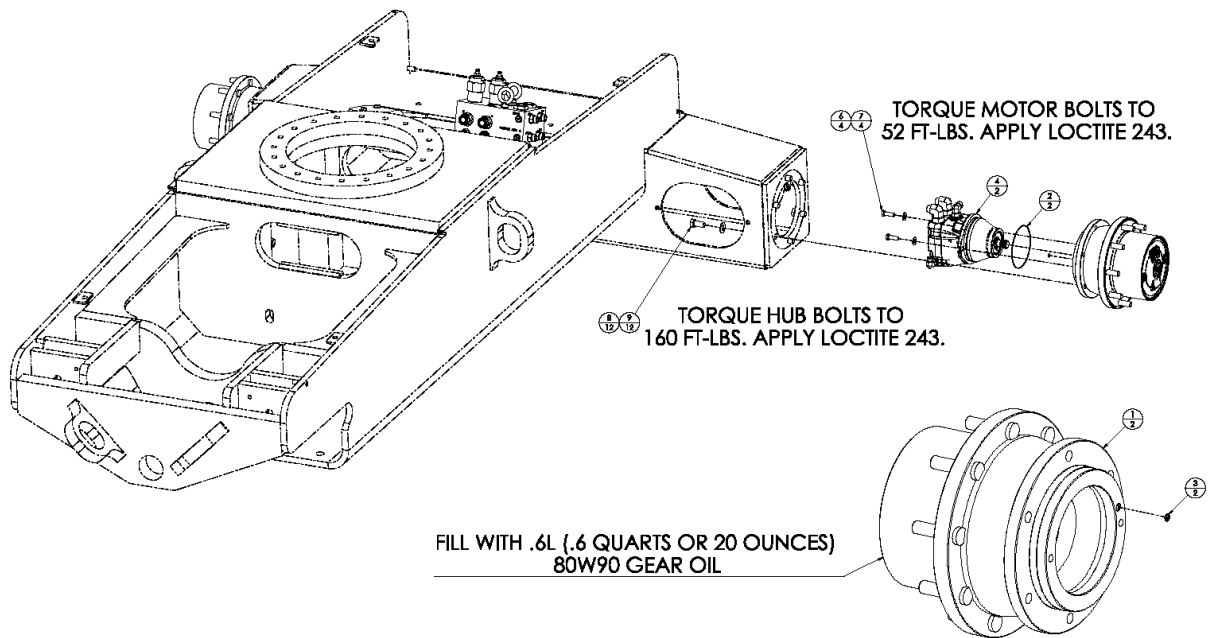
REPAIR PARTS



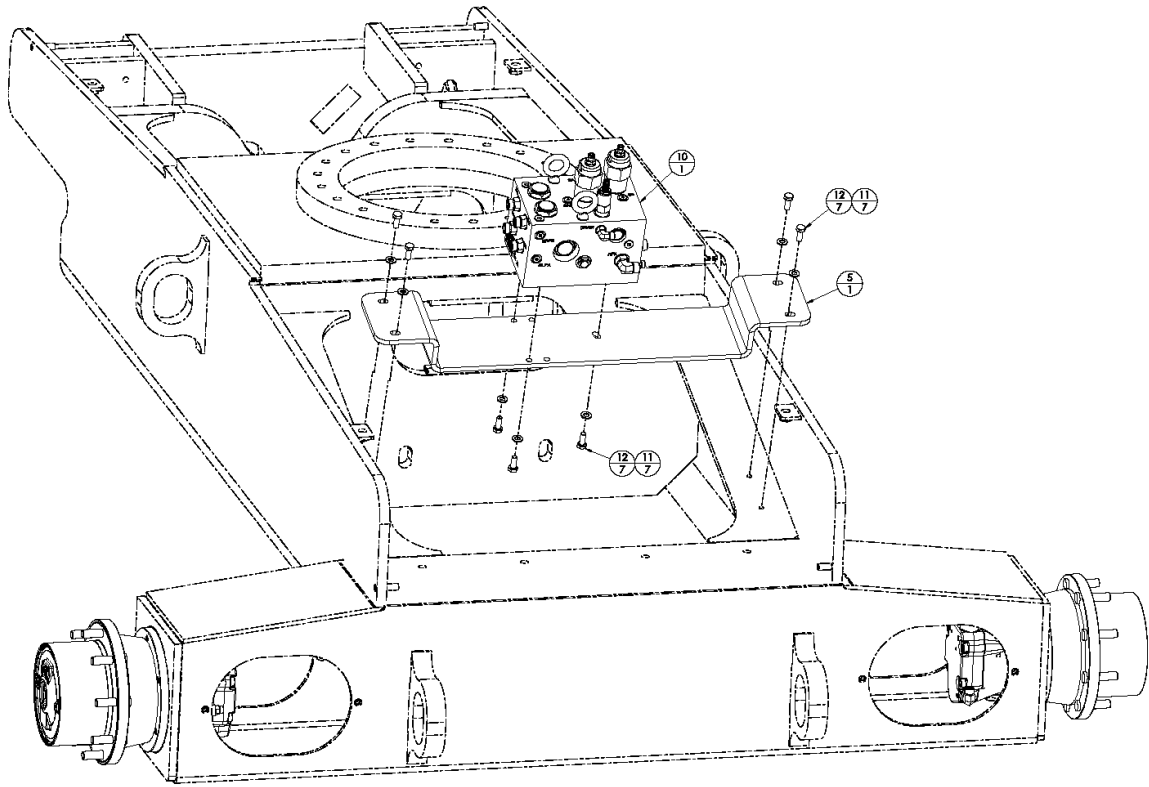
アイテム	部品番号	名前	数量	UOM
	116324 000 A	TORQUE DRIVE HUB OMNI GEAR	1	EA
1	8010399	HOUSING VB07 H1	1	EA
2	8010401	CAP LOCKOUT VB07	1	EA
3	8010400	CAP END VB07	1	EA
4	8010402	GEAR RING VB07 119T	1	EA
5	8010412	SEAL OIL; 0637 60008	1	EA
6	056066 014	NUT NYLOCK DIN985 M14 8.0 ZINC PLTD	1	EA
7	058490 000	SET SCREW, M5 X 0.8 X 6	4	EA
8	8010406	SPINDLE VB07	1	EA
9	8010409	BEARING CONE 32928	2	EA
10	8010408	BEARING CUP 32928	2	EA
11	056058 012	BLT HEXBOLT 6MM X 12MM DIN931 GR8.8 ZP	2	EA
12	512727 020	CAPSCREW, MACH. HD. M10 X 1.5 X 20	3	EA
13	8010444	THRUSTWASHER SUN VB07	1	EA
14	8010421	FLANGE PLUG MAGNETIC; M18 X 1.5	2	EA
15	8010414	SEAL O RING; 172	1	EA
16	8010411	SEAL O RING 166	1	EA
17	8010413	SEAL O RING; 110	3	EA
18	8010417	O RING (113) VITON MAT'L	2	EA
19	8010432	SNAP RING; GB#180; INTERNAL	1	EA
20	8010434	PLUNGER; VB07	1	EA
21	8010404	GEAR PLANET VB07 46T LS	3	EA
22	8010407	SHAFT SEC. PLANET VB07	3	EA
23	8010410	BEARING NEEDLE VB07	84	EA
24	8010418	SPACER BEARING; VB07 2.2 THICK	3	EA
25	8010443	WASHER BRG RETAINING VB07 1.5MM	12	EA

アイテム	部品番号	名前	数量	UOM
26	8010419	ROLL PIN HD; 4MM X19	3	EA
27	8010405	GEAR SUN VB07 25T LS	1	EA
28	8010429	SNAP RING; GB#40	1	EA
29	8010403	INPUT SHAFT VB07 13T	1	EA
30	8010422	CARRIER ASSY; VB07 PRI 10.15	1	EA
31	8010428	BRAKE ASSY; VB07	1	EA
32	8010440	BRAKE ROTOR; VB07	1	EA
33	8010436	PLATE SPRING RETAINING VB07	1	EA
34	8010430	SNAP RING; GB#105; INTERNAL	1	EA
35	8010441	HYDRAULIC PISTON; VB07	1	EA
36	8010438	BACKUP RING; VB07	1	EA
37	8010437	BACKUP RING; VB07	1	EA
38	8010415	SEAL O RING 154	1	EA
39	8010416	SEAL O RING; 237	1	EA
40	8010442	SPRING; VB07	12	EA
41	8010431	SNAP RING; GB#19; INTERNAL	1	EA
42	8010432	SNAP RING; GB#180; INTERNAL	1	EA
43	8010439	SPRING; VB07	1	EA
44	8010435	PLUG SPRING RETAINING VB07	1	EA
45	8010420	STUD; 5/8 18 UNFX2A	9	EA
Not Shown	7220055	KIT SEAL TORQUE HUB OMNI GEAR 116324 000	1	EA
Not Shown	7220056	BRAKE KIT TORQUE HUB OMNI GEAR 116324 000	1	EA

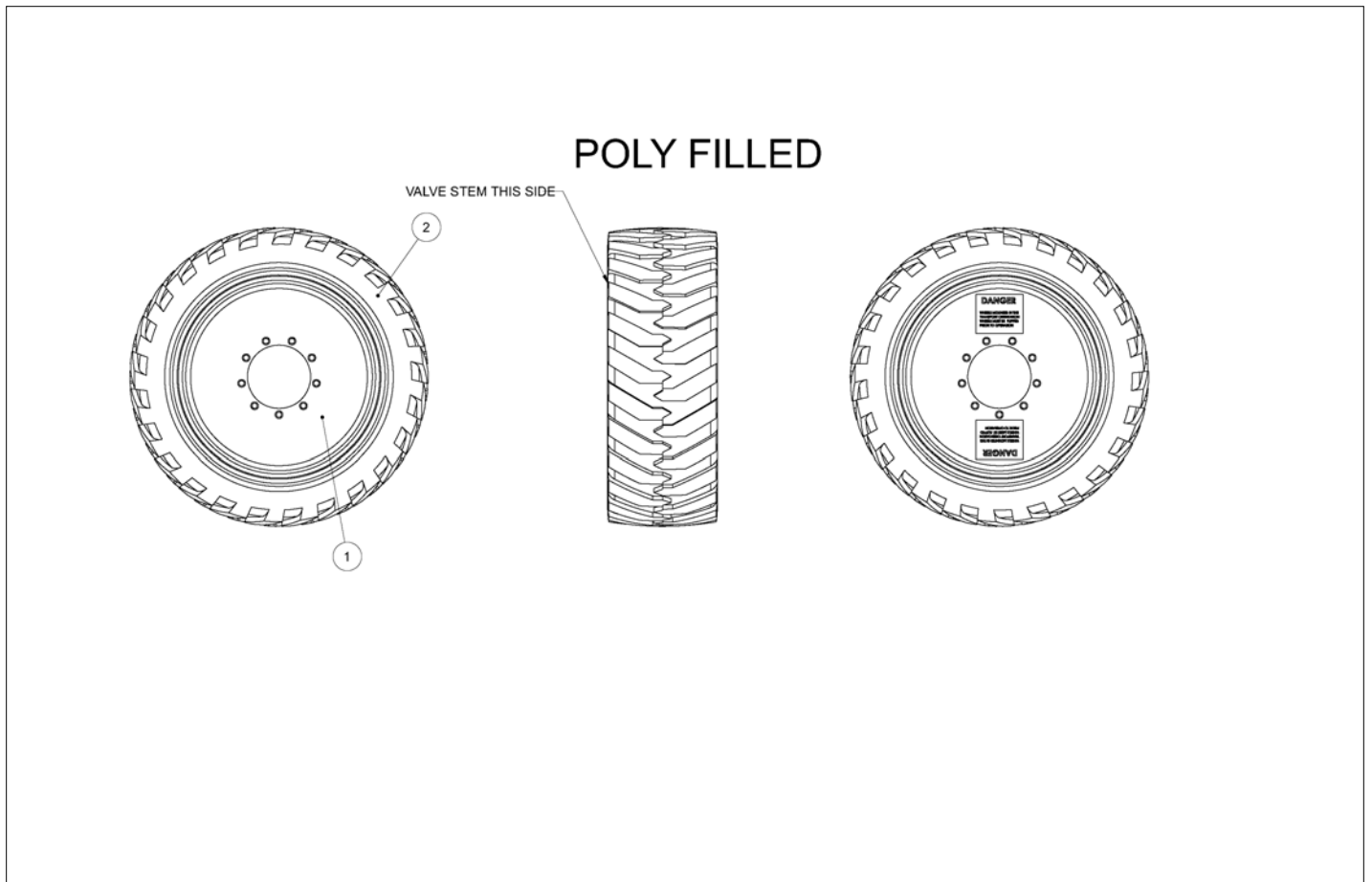
REPAIR PARTS



アイテム	部品番号	名前	数量	UOM
	1432162 A	DRIVE SYSTEM REAR INSTALL		EA
1	116324 000	Wheel Gearbox	2	EA
	116324 011	BRAKE	1	EA
2	0260099	O Ring	2	EA
3	0260070	O Ring	2	EA
4	511581 000	HYDRAULIC MOTOR ASSEMBLY FOR REAR	2	EA
5	1431685	MOUNT, TRACTION MANIFOLD	1	EA
6	5563786	WASHER FLAT .438 NARROW PLTD	4	EA
7	5563116	Bolt, HDD	4	EA
8	5563785	WASHER FLAT .625	12	EA
9	5563124	HHCS, .625 11 UNC, STL, GR 8, 1.25 LG.	12	EA
10	1432158	TRACTION MANIFOLD ASSY 660 G2	1	EA
11	056069 010	Washer, SteelFlatWasher DIN125A M10 ZincPlated	7	EA
12	058508 025	HHCS M10 X 25MM GR10.9 DIN933	7	EA

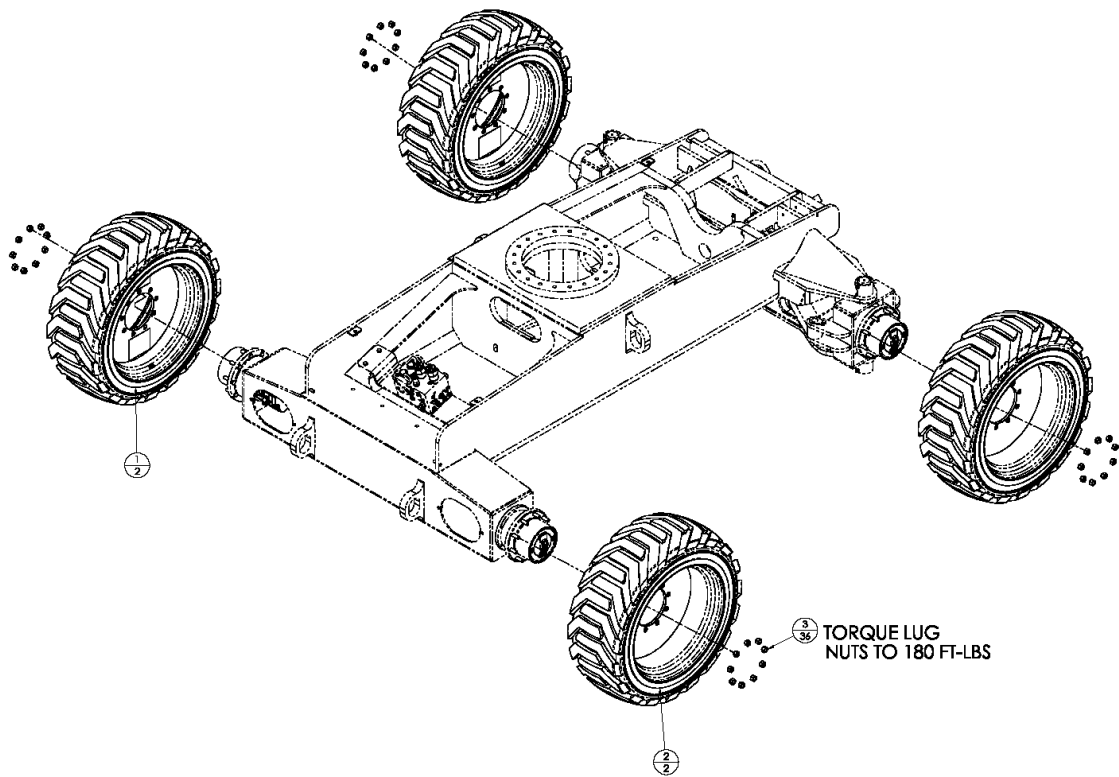


REPAIR PARTS



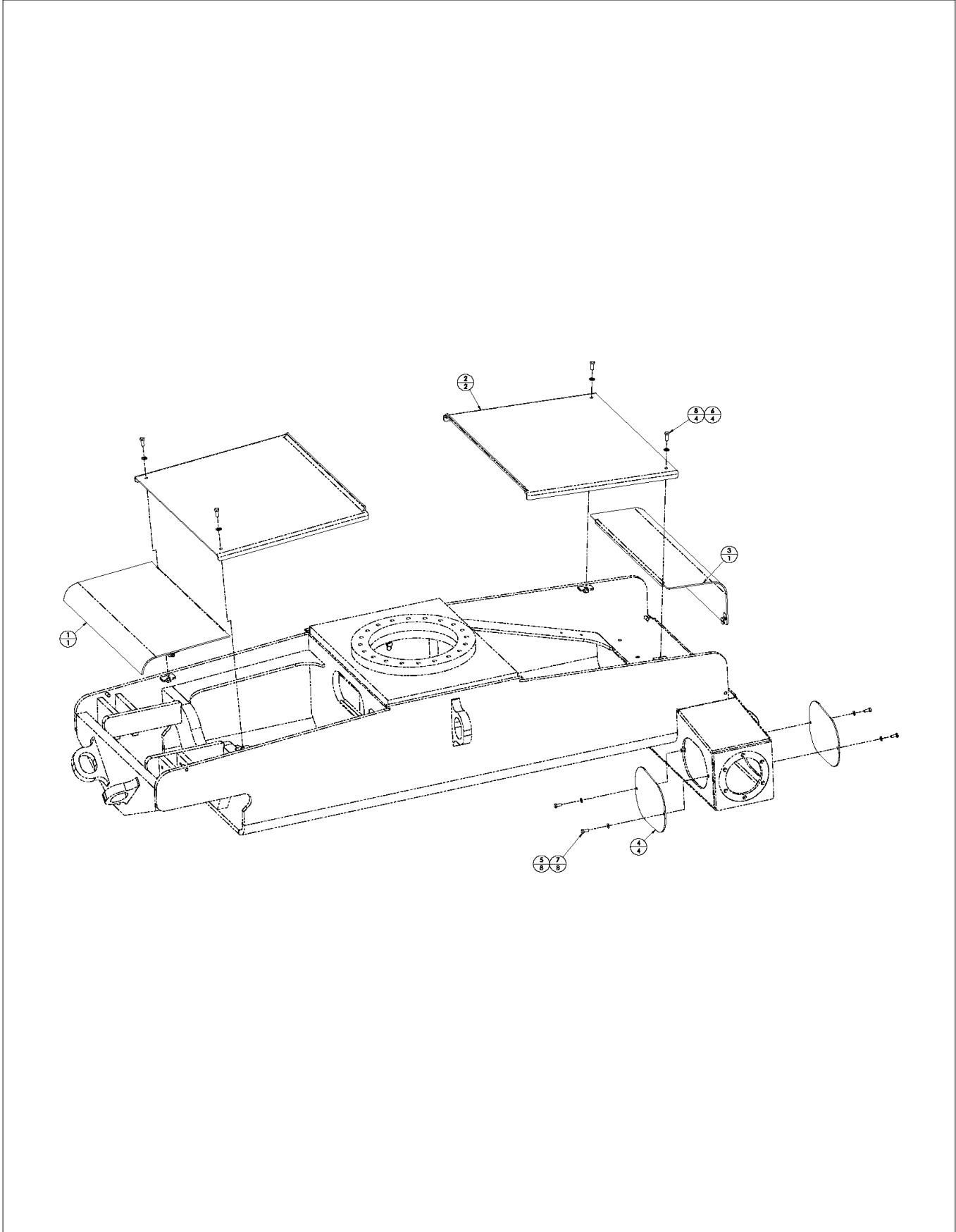
アイテム	部品番号	名前	数量	UOM
	106717 001 A	WHEEL AND TIRE ASSEMBLY		EA
1	0260880	TIRE FOAM FILLED RH	2	EA
	0260881	TIRE FOAM FILLED LH	2	EA
2	106717 003	decal, danger wheel position CE ONLY	4	EA

REPAIR PARTS



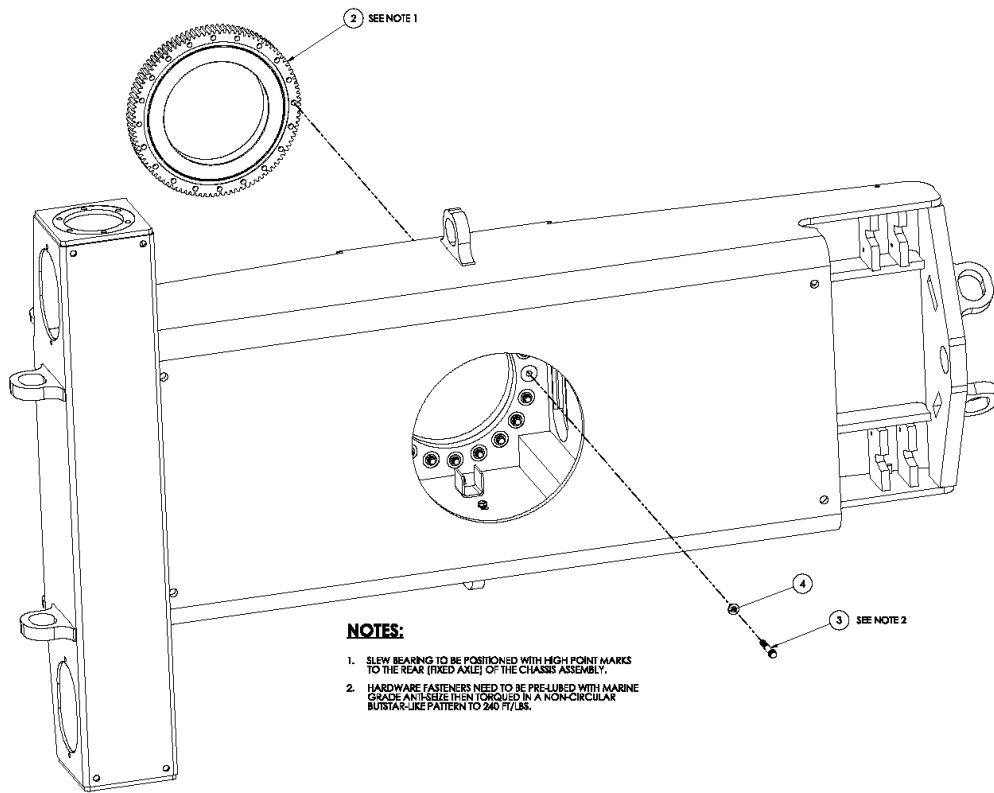
アイテム	部品番号	名前	数量	UOM
	1432163B	STANDARD TIRES AND WHEELS INSTALL		EA
1	106718 001	WHEEL & TIRE ASSEMBLY LH FOAM FILLED – ansi OPTION/CE STANDARD	2	EA
2	106717 001	WHEEL & TIRE ASSEMBLY RH foam FILLED – ansi OPTION/CE STANDARD	2	EA
3	5563848	LUG NUT-5/8X18 RH, 1.06 FLAT	36	EA

REPAIR PARTS



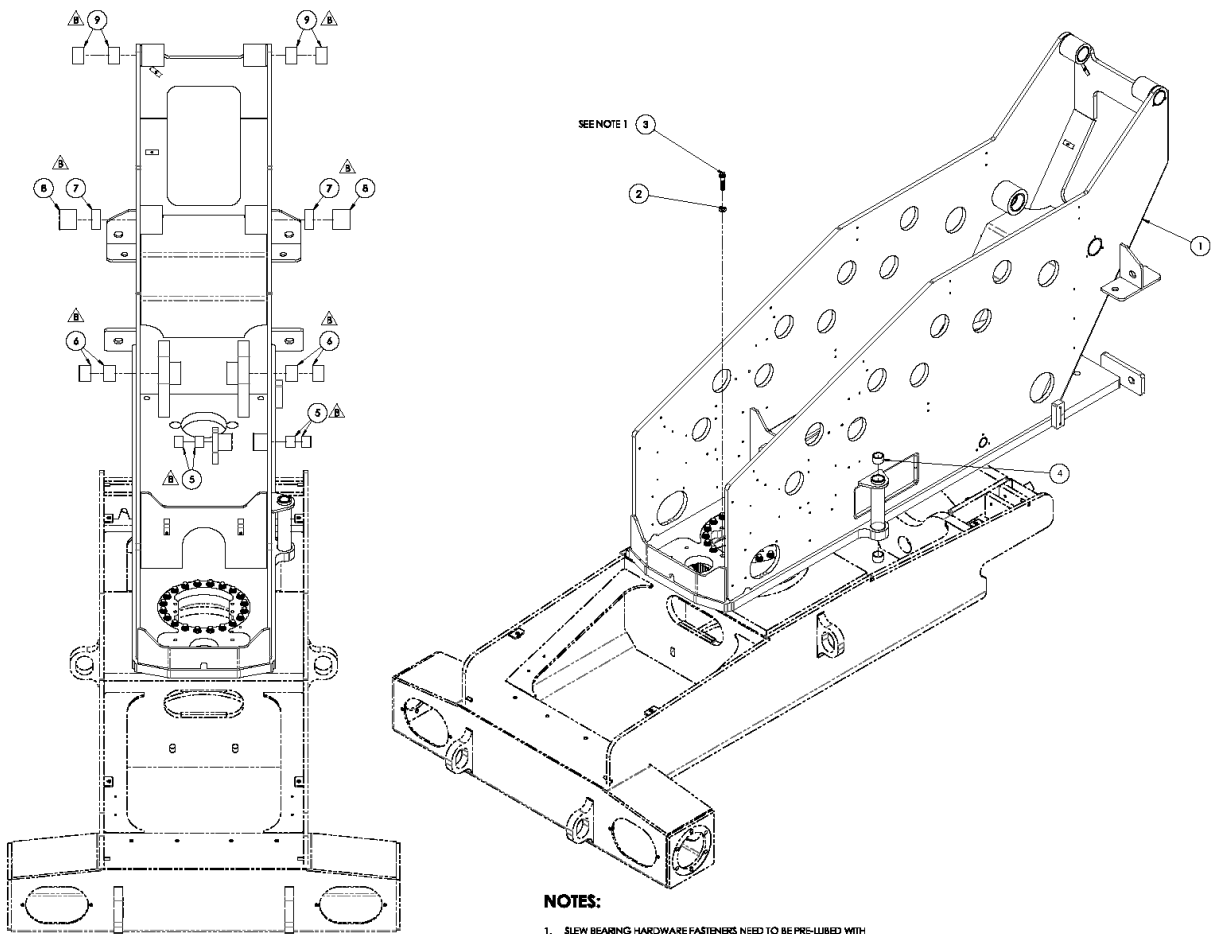
アイテム	部品番号	名前	数量	UOM
	1432165 A	CHASSIS COVER INSTALL		EA
1	1431680	WELD FRONT COVER	4	EA
2	1431677	COVER, TOP CHASSIS	8	EA
3	1431681	WELD REAR COVER	4	EA
4	1431687	CS 3/16 GR50	8	EA
5	056069 010	Washer, SteelFlatWasher DIN125A M10 ZincPlated	4	EA
6	056069 012	WASHER DIN125A M12 ZP	8	EA
7	058508 025	HHCS M10 X 25MM GR10.9 DIN933	4	EA
8	5563508	BOLT HEXBOLT DIN931 M12 X 1.75 X 30 10.11	4	EA

REPAIR PARTS



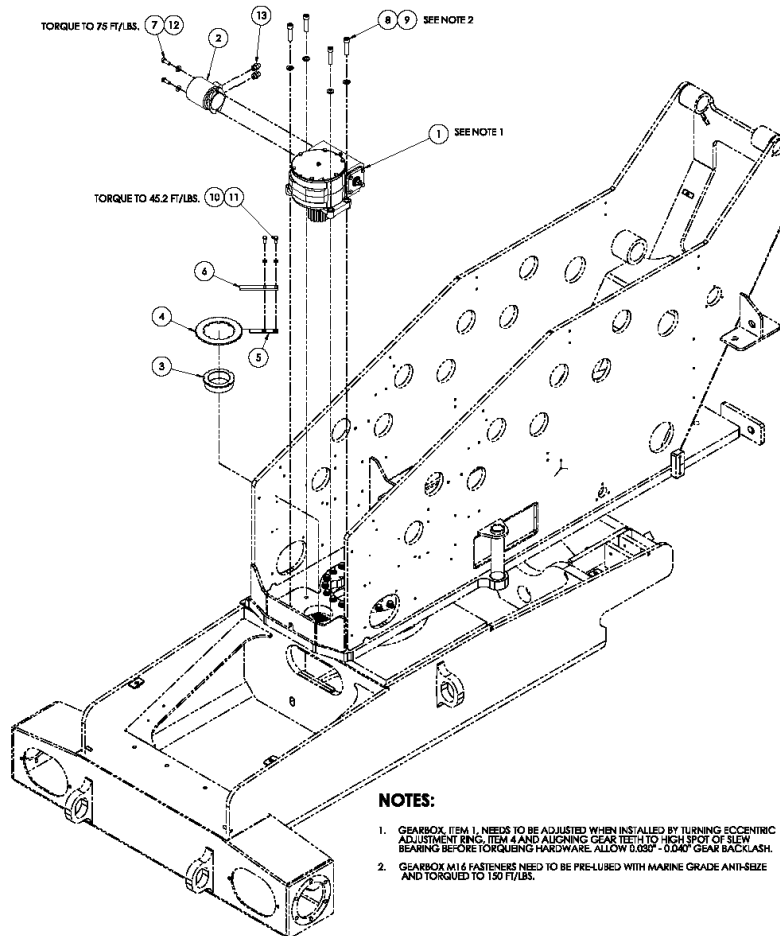
アイテム	部品番号	名前	数量	UOM
	1432166A	SLEW BEARING INSTALL		EA
2	1430832	BEARING SLEW	1	EA
3	5560216	CAPSCREW 5/8 11 SELF LOCKING	20	EA
4	5560169	WSHR FLAT HARD .625 SP	20	EA

REPAIR PARTS



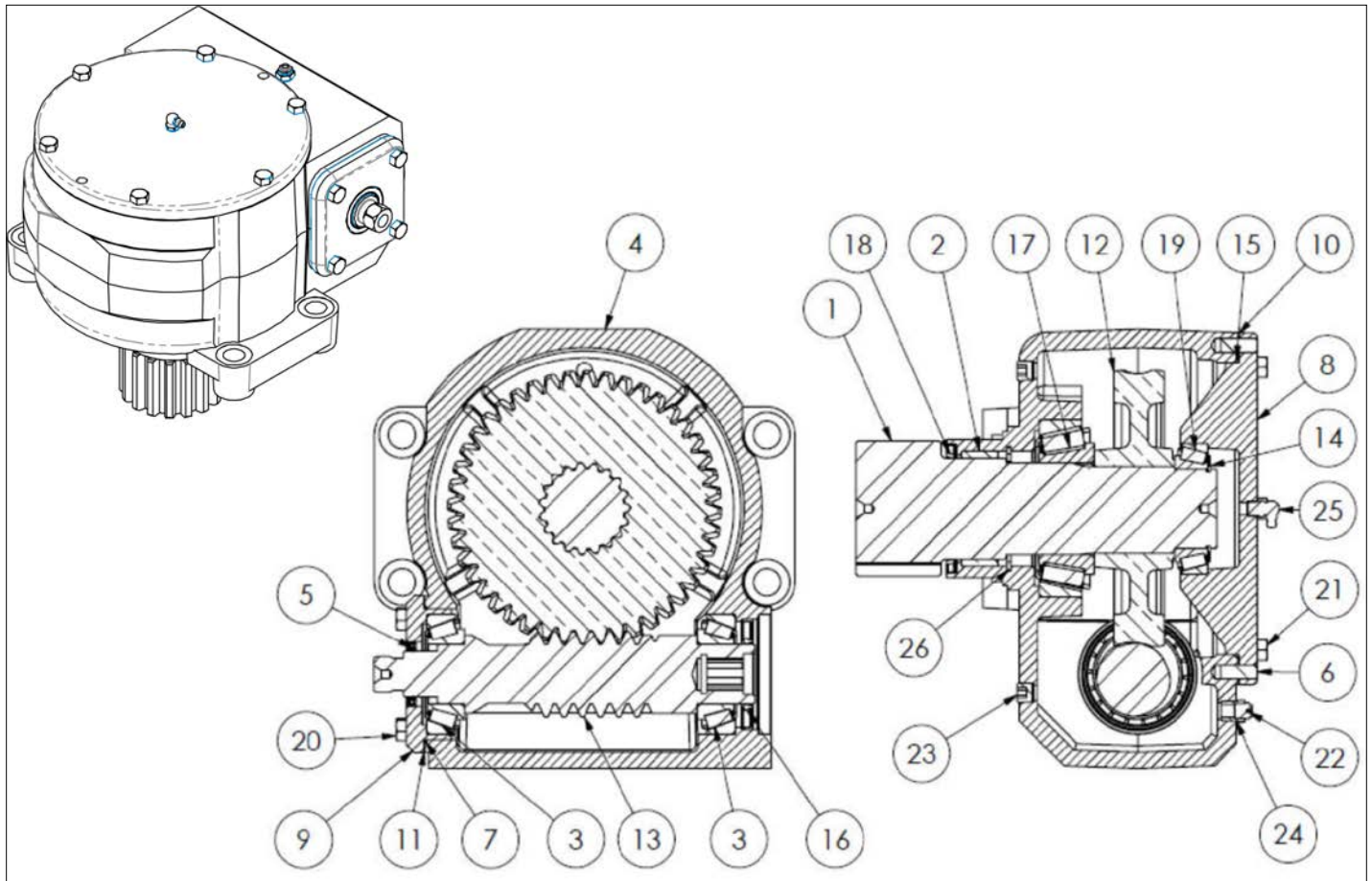
アイテム	部品番号	名前	数量	UOM
	1432170 C	TURRET INSTALL		EA
1	1431603	WELDMENT, TURRET 660SJ M	1	EA
2	5563777	WASHER FLAT, .75 1.25OD X .812ID	20	EA
3	5563452	FHCS 3/4 10 x 2.75 GR9 12PT	20	EA
4	104662 000	BUSHING CRG 404830	2	EA
5	2509849	BUSHING 40X50X6	4	EA
6	2509848	BUSHING, LIFT CYLINDER LOWER	4	EA
7	2504856	Bearing	2	EA
8	2504857	BEARING	2	EA
9	511302 000	65 ID X 75 OD X 50 MM LONG BEARING	4	EA

REPAIR PARTS



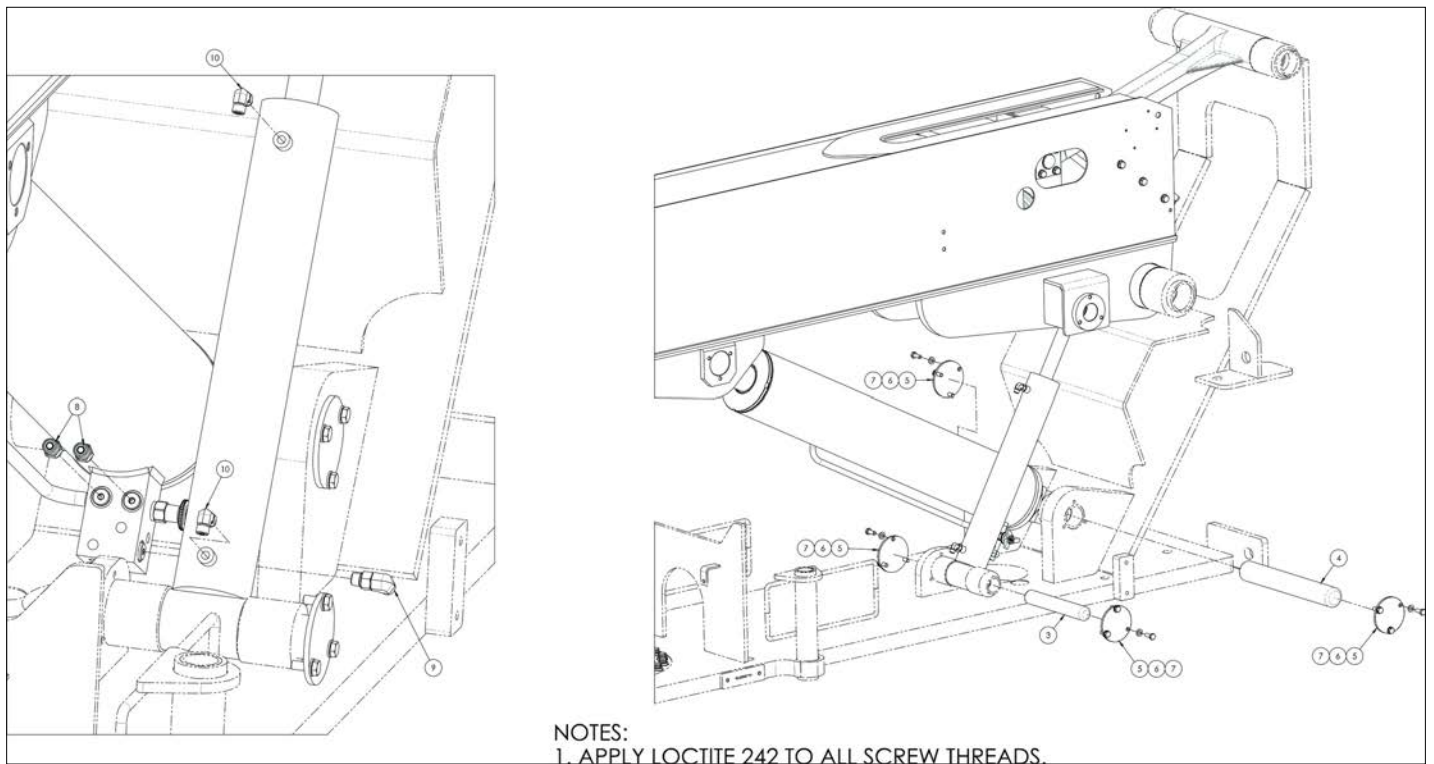
アイテム	部品番号	名前	数量	UOM
Not Shown	1432172A	SWING DRIVE INSTALL		EA
1	106755 000	Swing Gearbox	1	EA
2	1430681	SWING MOTOR	1	EA
3	106759 000	Swing GearBox Eccentric	1	EA
4	106762 000	SWING GEARBOX ECCENTRIC ADJUSTMENT RING	1	EA
5	106794 000	Eccentric Lock	1	EA
6	106793 000	ECCENTRIC HOLD DOWN	1	EA
7	5563017	BLT HEX HD .500 13X1.25 GR5	2	EA
8	511159 000	BOLT, SKTCAPSCREW DIN912 M16 DIN912 M16 1.5 X 70MM 12.9 ZINCPLATED	4	EA
9	056069 016	WASHER STEELFLATWASHER M16 DIN	4	EA
10	056069 010	Washer, SteelFlatWasher DIN125A M10 ZincPlated	2	EA
11	058508 025	HHCS M10 X 25MM GR10.9 DIN933	2	EA
12	5560168	WSHR FLAT HARD .500 SP	2	EA
13	511327 000	Adapter JICM > UNO Straight, 9/16 > 7/8	2	EA

REPAIR PARTS



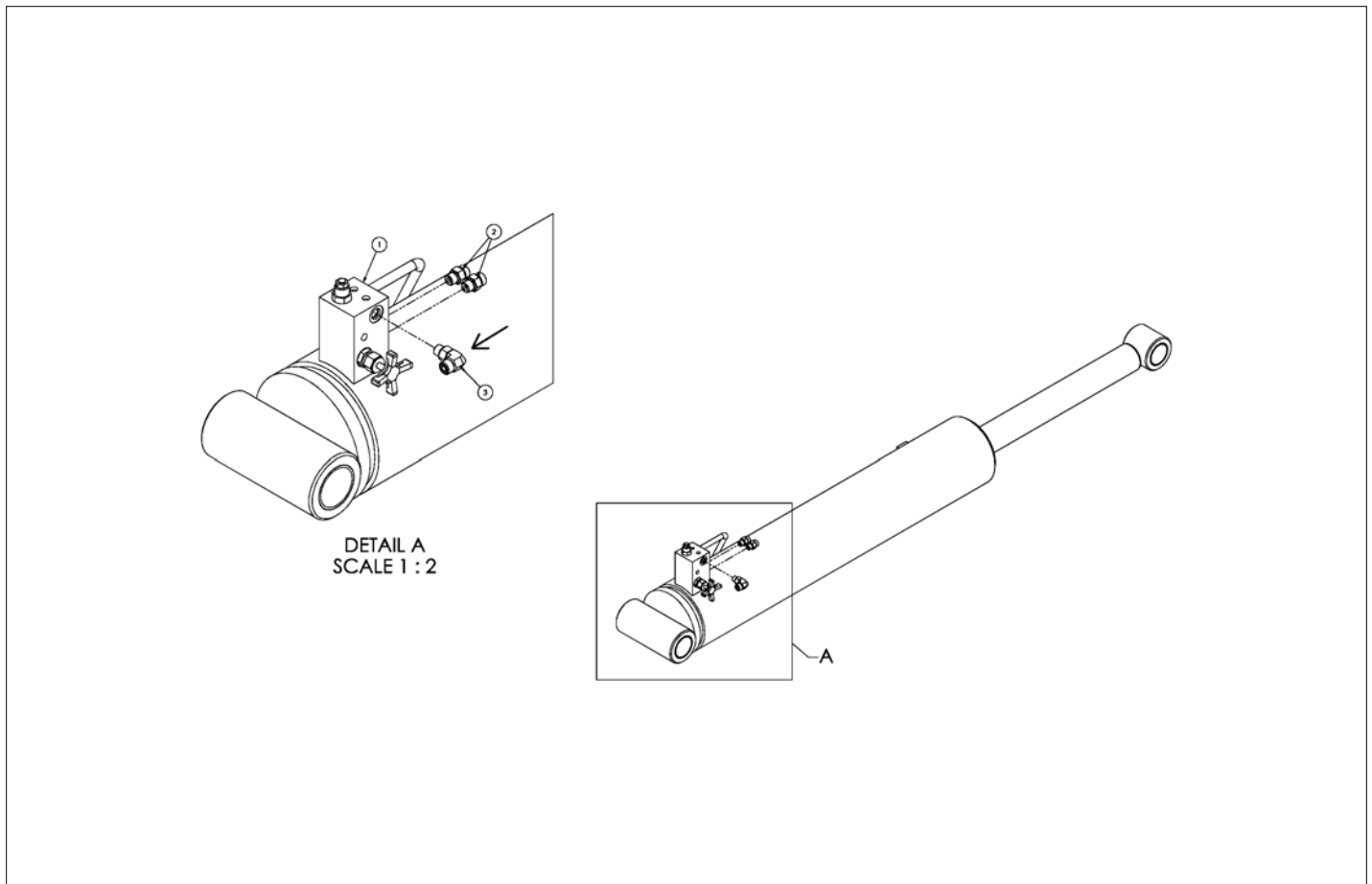
アイテム	部品番号	名前	数量	UOM
	106755 000 A	SWING DRIVE GEARBOX		EA
1	106755 100	PINION, OUTPUT	1	EA
2	106755 101	BUSHING, BRONZE	1	EA
3	106755 102	BRG, ROLL CUP M802011 & CONE M802048	2	EA
4	N/A	NOT SOLD SEPARATELY	N/A	EA
5	106755 103	SEAL, OIL #12172PTC	1	EA
6	106755 104	PIN, DOWELL 3/8x1"	2	EA
7	106755 105	O RING, PARKER 2 043	1	EA
8	106755 106	CAP, BLIND GEAR	1	EA
9	106755 107	CAP, WORM	1	EA
10	N/A	NOT SOLD SEPARATELY	N/A	EA
11	N/A	NOT SOLD SEPARATELY	N/A	EA
12	106755 108	WORM GEAR 44:1	1	EA
13	106755 109	WORM 44:1	1	EA
14	106755 110	SNAP RING EXT MRRXAN 215	1	EA
15	106755 111	O RING, PARKER 2 170	1	EA
16	106755 112	SEAL, OIL#16422	1	EA
17	106755 113	BRG, ROLLER CUP HM212011 & CONE HM212049 1		EA
18	106755 114	SEAL, OIL #27271	1	EA
19	106755 115	BRG, ROLL SET 32011XM 90KMI	1	EA
20	106755 116	3/8 16X1"LG HHCS	4	EA
21	106755 117	3/8 16X1 1/8"LG HHCS	6	EA
22	106755 118	VENT, PRESSURE 1 5 PSIG	1	EA
23	106755 119	1/4 18 NPTF HEX PLUG	2	EA
24	106755 120	BUSHING, RED 1/4 1/8 NPTF	1	EA
25	106755 121	GREASE FITTING #1613 B	1	EA
26	106755 122	SNAP RING INT HO315STPA	1	EA

REPAIR PARTS



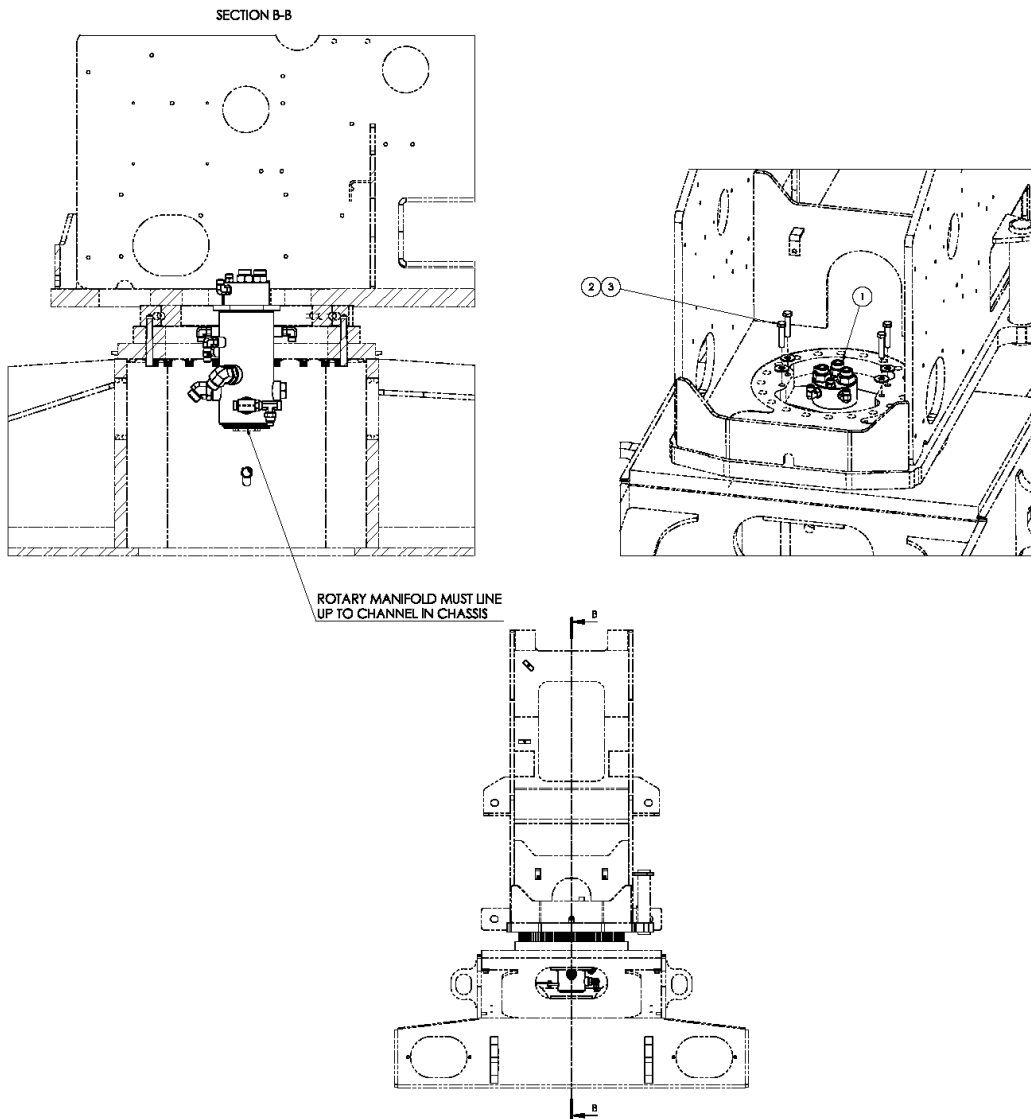
アイテム	部品番号	名前	数量	UOM
	1432240 B	LIFT AND MASTER LEVEL CYLINDER INSTALLATION 660SJ		EA
Not Shown	1433744	LIFT CYLINDER, 6.50 X 33.13 X 3.00	1	EA
Not Shown	100553 100	CYLINDER, MASTER LEVEL	1	EA
3	1431509	MASTER CYLINDER BASE FLT	1	EA
4	1431510	LIFT CYLINDER END PLATE	1	EA
5	1431508	PLATE, FLOATING PIN COVER	4	EA
6	056069 010	Washer, SteelFlatWasher DIN125A M10 ZincPlated	12	EA
7	058493 025	HHCS M10 X 25MM GR10.9 DIN933	12	EA
8	100432 009	Hyd Fitting Straight ORFS(06) SAE(06)	2	EA
9	511481 000	FTG, 90 ° , 6MORFF X 6MORB	1	EA
10	100434 002	FITTING 4MORFF X 4MORB 90 °	2	EA

REPAIR PARTS



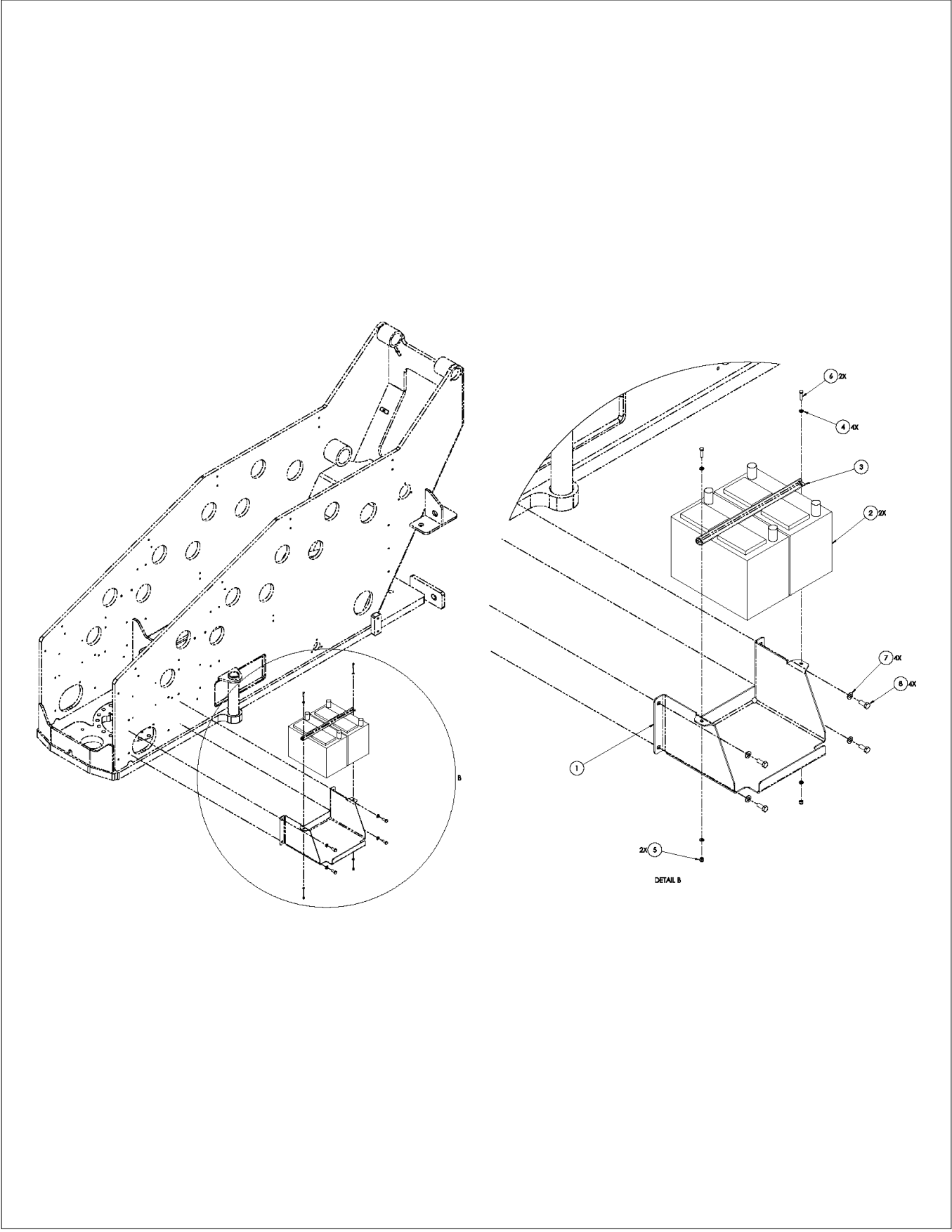
アイテム	部品番号	名前	数量	UOM
	1432243 A	LIFT CYLINDER 660SJ ASSEMBLY		EA
1	1431076	BOOM LIFT CYLINDER	1	EA
2	100432 009	Hyd Fitting Straight ORFS(06) SAE(06)	2	EA
3	511481 000	FTG, 90 ° , 6MORFF X 6MORB	1	EA

REPAIR PARTS



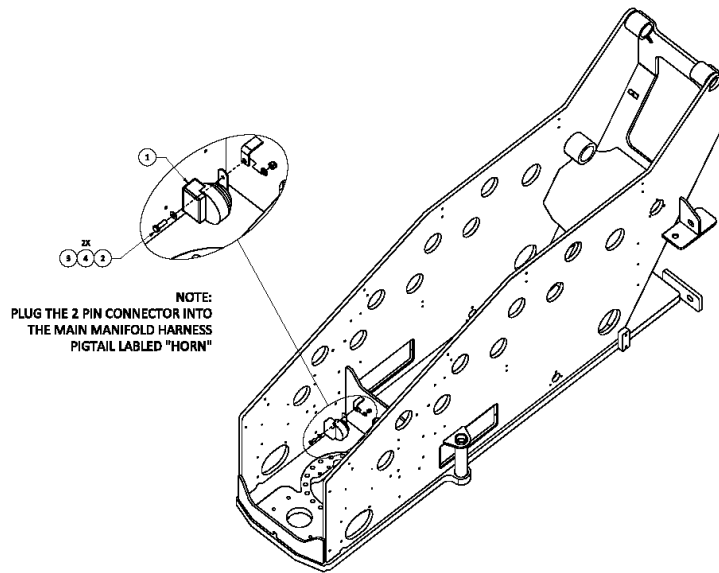
アイテム	部品番号	名前	数量	UOM
	1432207B	ROTARY SWIVEL 660SJ INSTALL		EA
1	1432206	ASSY ROTARY MAINFOLD 660SJ	1	EA
2	986359	FLATWASHER 1/2"	4	EA
3	5563812	HHCS .500 13UNC STL GR8 2.25LG	4	EA

REPAIR PARTS



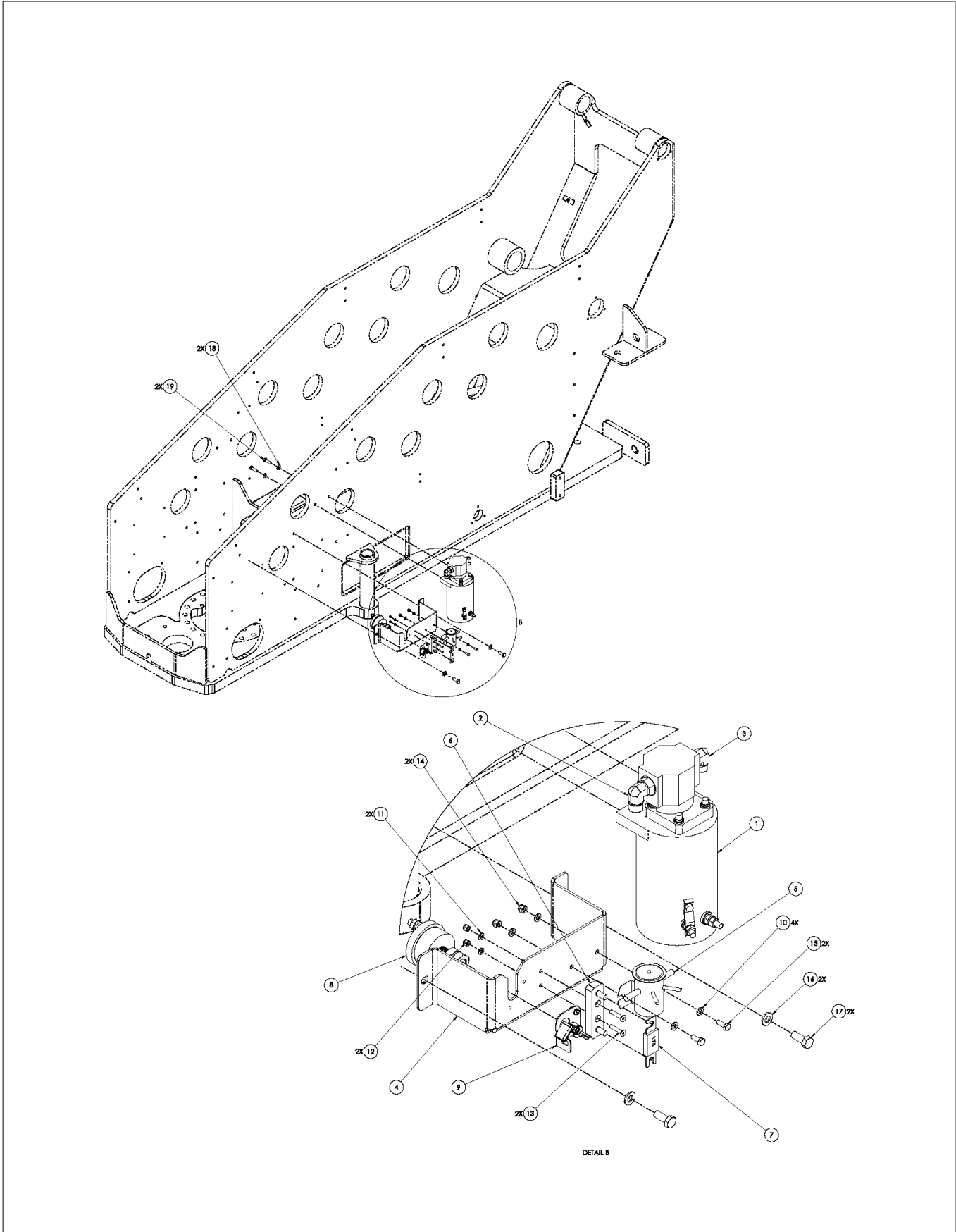
アイテム	部品番号	名前	数量	UOM
	1432171 B	BATTERY INSTALL		EA
1	1432193	PLT BATTERY TRAY	1	EA
2	3050002	BATTERY 12V	2	EA
3	1432194	PLT BATTERY HOLD DOWN BAR	1	EA
4	056069 006	WSHR STEELFLATWSHE M6 DIN125A	4	EA
5	056064 006	NUT NYLOCK DIN985 M6 10.0 ZP	2	EA
6	512630 020	HHCS M6 X X 20 G10.9 DIN 933	2	EA
7	056069 010	Washer, SteelFlatWasher DIN125A M10 ZincPlated	4	EA
8	058508 025	HHCS M10 X 25MM GR10.9 DIN933	4	EA

REPAIR PARTS



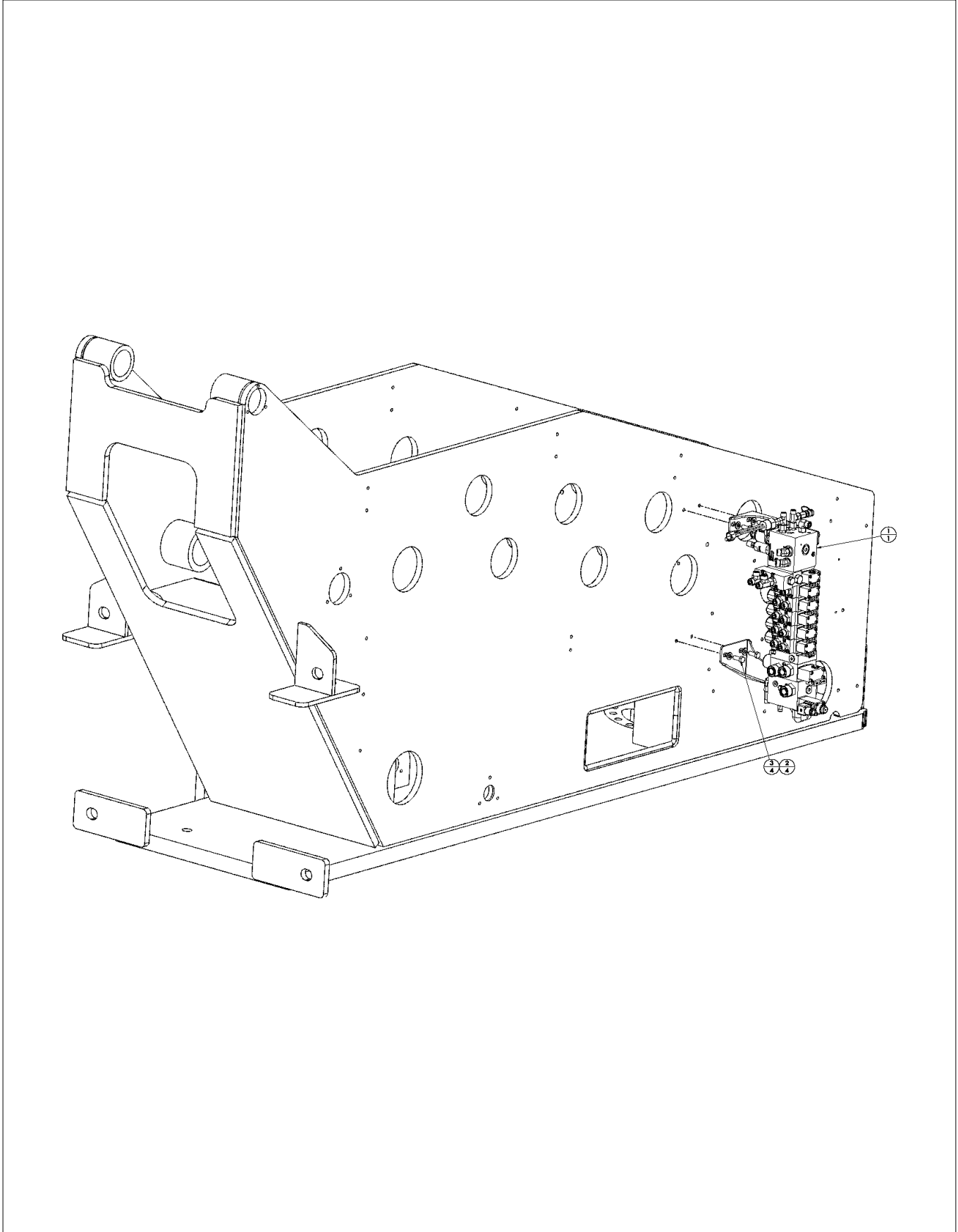
アイテム	部品番号	名前	数量	UOM
	1432202B	HORN INSTALL		EA
1	5563543	WSHR, FLAT M10 YL ZN GR 10.9	2	EA
2	3014787	ASSY HORN	1	EA
3	510681	M8 HHCS X 30MM	1	EA
4	056064 008	NUT HEX M8 1.25 GR10.9 SELF LOCKING DIN 985	1	EA

REPAIR PARTS



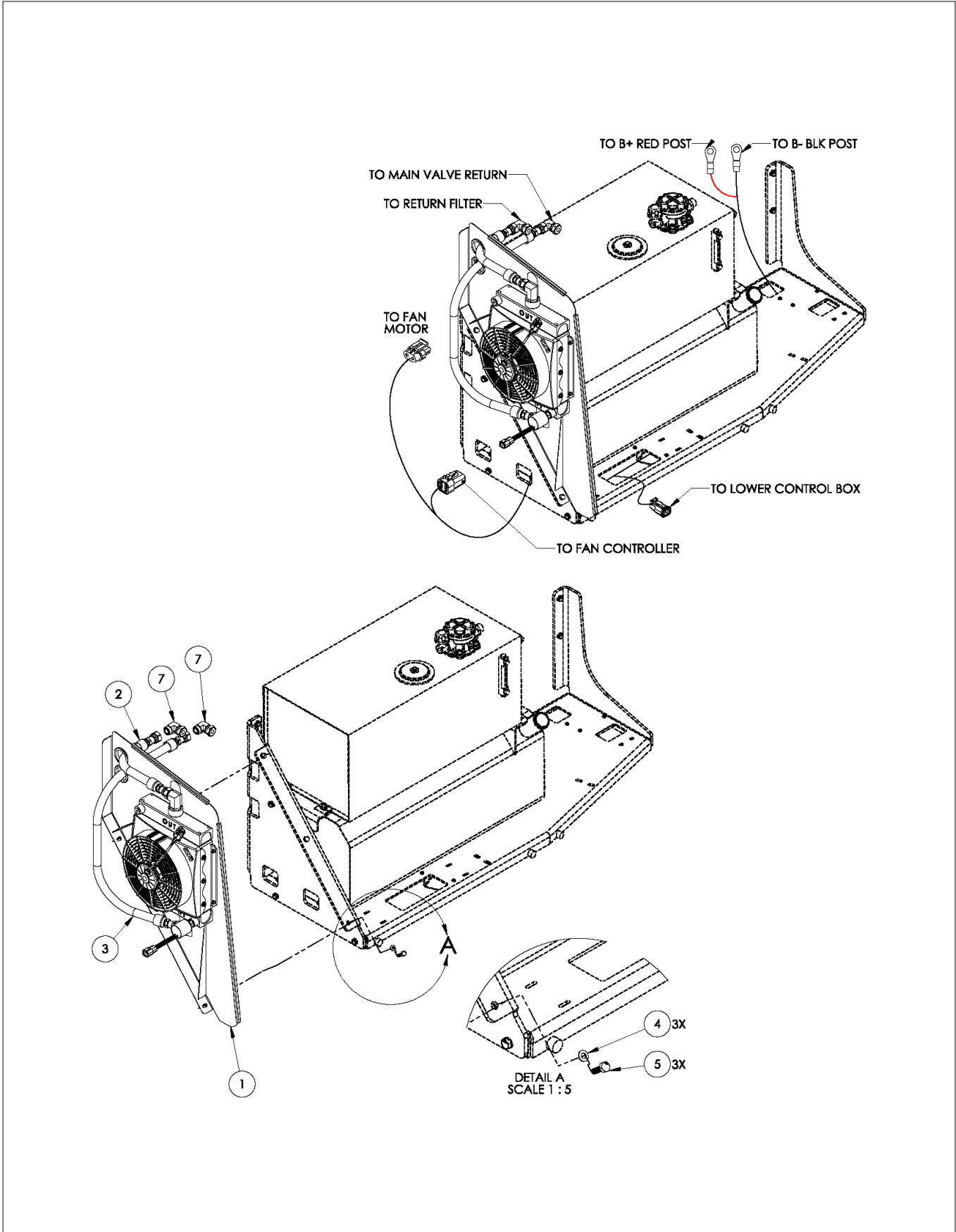
アイテム	部品番号	名前	数量	UOM
Not Shown	1432208 A	EMERGENCY POWER UNIT INSTALL		EA
1	6020058	EMERGENCY PWR UNIT TB/ATB	1	EA
2	100434 013	Hyd Fitting 90 Elbow ORFS(08) SAE(08)	1	EA
3	511481 000	FTG, 90 ° , 6MORFF X 6MORB	1	EA
4	1432220	PLT, BATTERY DISCONNECT ORG	1	EA
5	3040506	SOLENOID 12V 150	1	EA
6	010149 000	FUSE BLOCK	1	EA
7	010148 001	FUSE BUSS	1	EA
8	3020049	Switch, Battery Disconnect	1	EA
9	300840	Lock Out Lever Assembly	1	EA
10	056069 006	WSHR STEELFLATWSHE M6 DIN125A	4	EA
11	056069 005	Washer SteelFlatWasher DIN125A	2	EA
12	056066 005	Nut NylockNut DIN985 M5 8.0 Zi	2	EA
13	513876 025	Bolt,CskSktFltMachScrew,DIN799	2	EA
14	056064 006	NUT NYLOCK DIN985 M6 10.0 ZP	2	EA
15	512630 016	BOLT, HEXBOLT DIN933 M6 x 16mm 10.9 ZINCPLATED	2	EA
16	056069 010	Washer, SteelFlatWasher DIN125A M10 ZincPlated	2	EA
17	058508 025	HHCS M10 X 25MM GR10.9 DIN933	2	EA
18	056069 012	WASHER DIN125A M12 ZP	2	EA
19	5560704	BLT HEXHD .375 16 1.25 GR8	2	EA

REPAIR PARTS



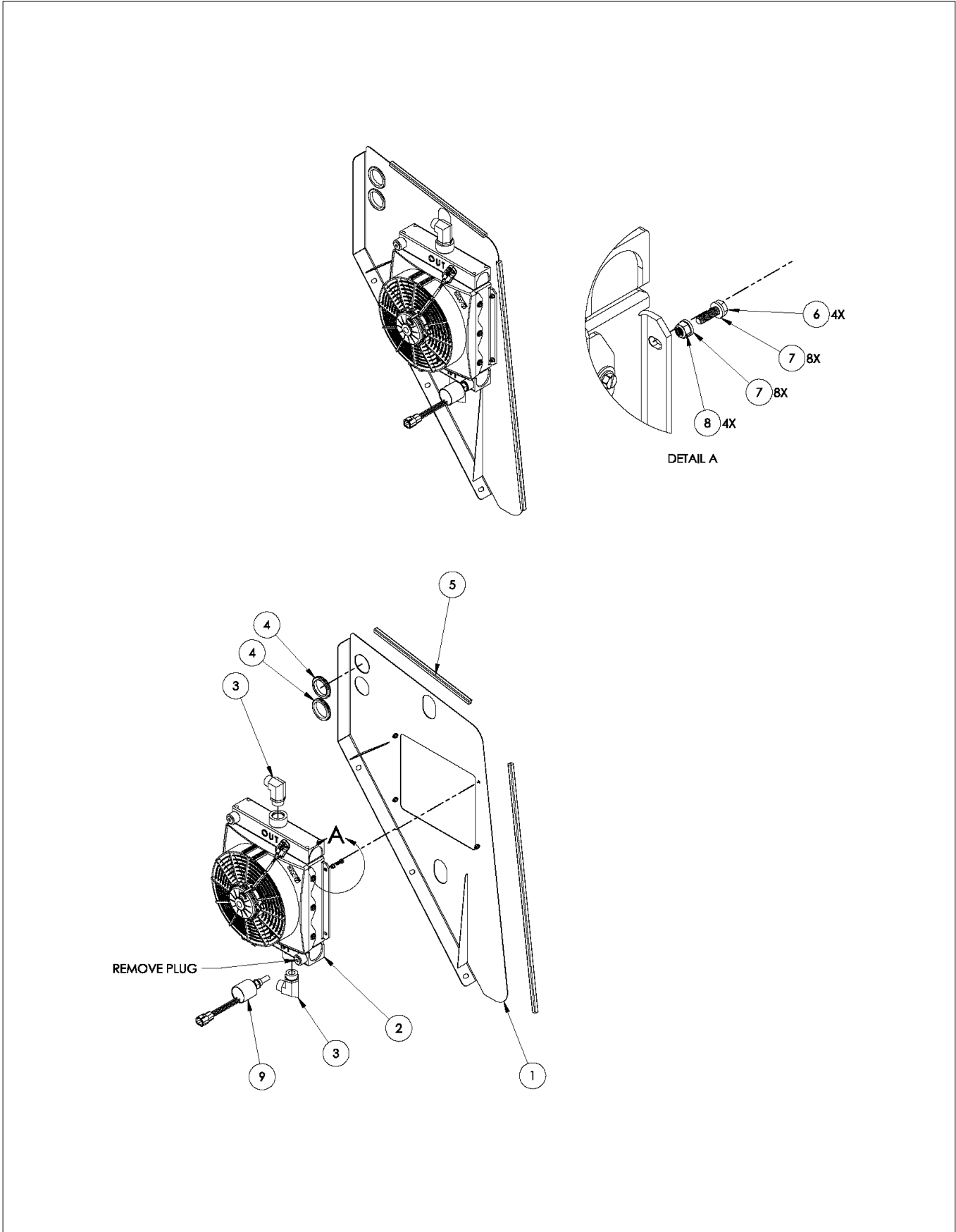
アイテム	部品番号	名前	数量	UOM
	1432115A	MAIN MANIFOLD INSTALL		EA
1	1432076	MAIN MANIFOLD ASSY OSC	1	EA
2	5563543	WSHR, FLAT M10 YL ZN GR 10.9	4	EA
3	058508 025	HHCS M10 X 25MM GR10.9 DIN933	4	EA

REPAIR PARTS



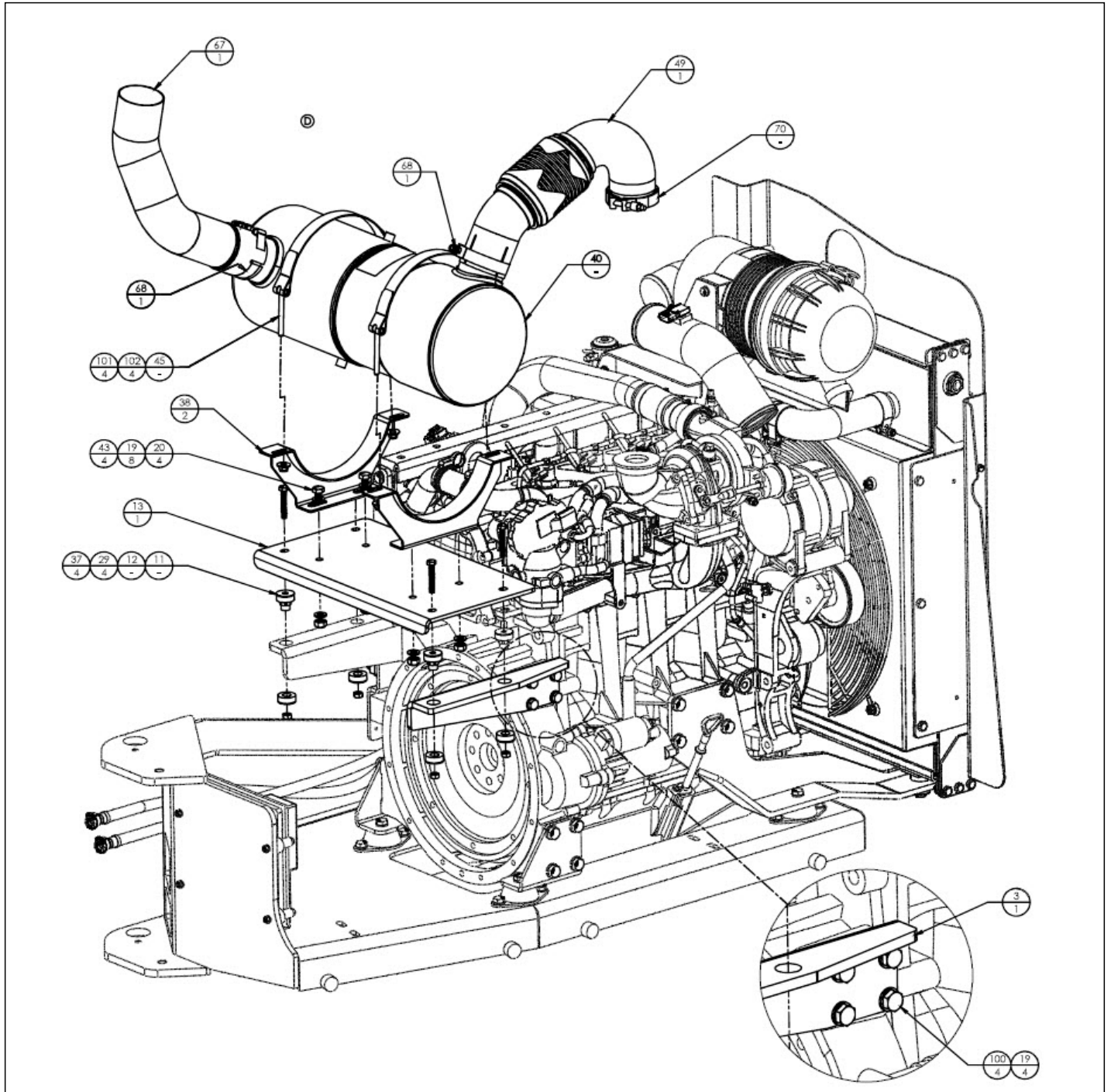
アイテム	部品番号	名前	数量	UOM
	1432210A	HYDRAULIC OIL COOLER CUMMINS INSTALL		EA
1	1432211	ASSY OIL COOLER AKG CMNS TRY	1	EA
2	1432217	HYD HOSE 3/4"12ORFFX12ORFFX72"	1	EA
3	1432216	HYD HOSE 1" 12ORFFX12ORFFX105"	1	EA
4	5563543	WSHR, FLAT M10 YL ZN GR 10.9	3	EA
5	5563501	BOLT HXHD M10X1.5X35 YZ GR10.9	3	EA
Not Shown	1432178	HARNESS AKG COOLER FAN	1	EA
7	5033066	FTG, 90 ° , 10MORFF X 10FORFF	2	EA

REPAIR PARTS

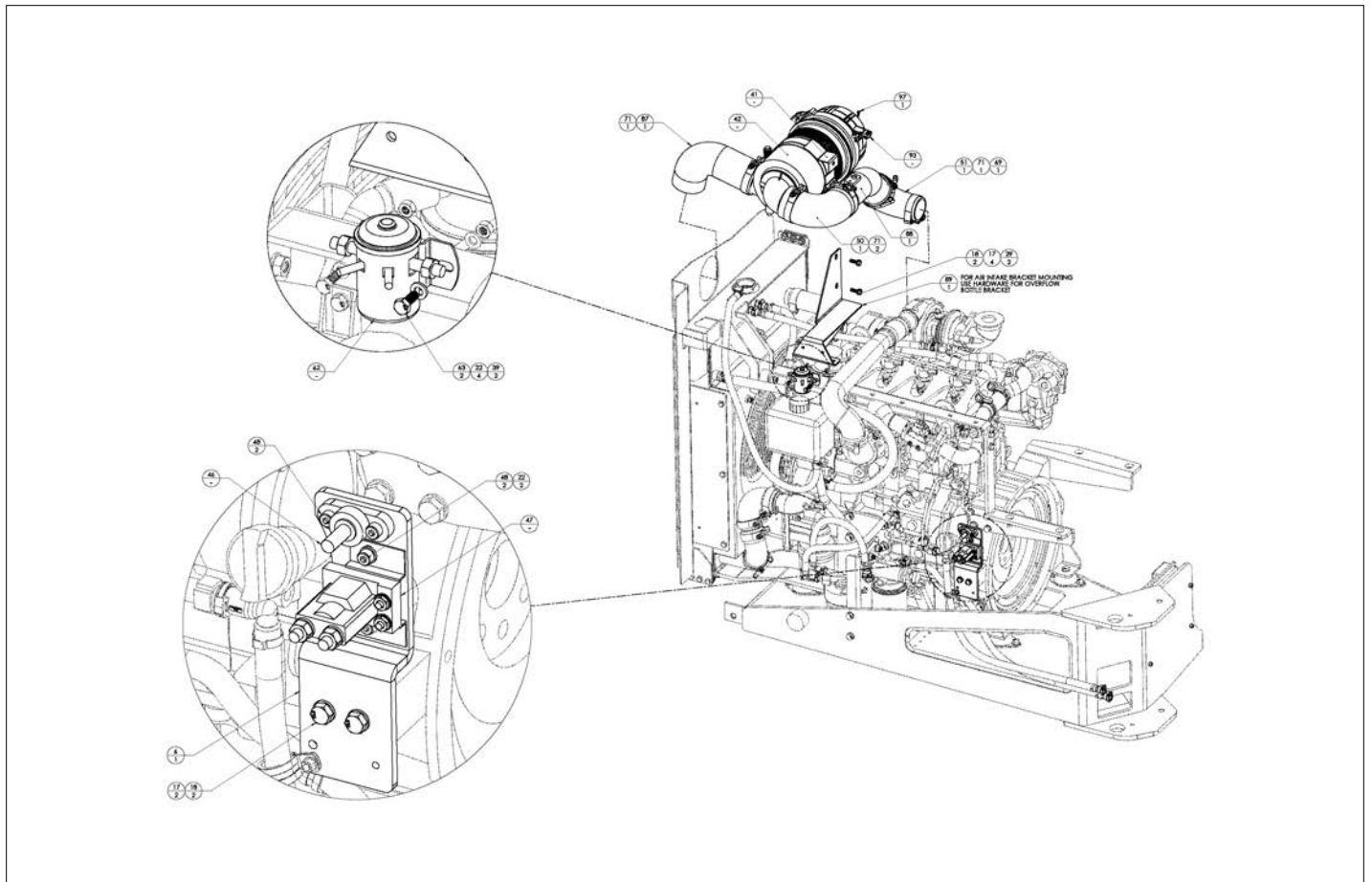


アイテム	部品番号	名前	数量	UOM
	1432211A	OIL COOLER TRAY CUMMINS ASSEMBLY		EA
1	1432212	WLDMT CMNS AKG COOLER MNT	1	EA
2	6050012	HYD OIL COOLER AKG	1	EA
3	104762 000	FTG 12MORFF X 16MORB 90 °	2	EA
4	5563779	GROMMET 2.25" HOLE MCM9600K127	2	EA
5	9920034	EDGE PRTR BLB WR#0972	1	EA
6	5563483	BOLT HXHD M6X1X20 YL ZN GR10.9	4	EA
7	5563541	WASHER, FLAT, M6, STEEL, C10.9, YELLOW ZINC	8	EA
8	5563554	NUT HEX M6X1 YL ZN PLT GR10.9	4	EA
9	3028892	ASSY AKG TCP TO DTP04 4P	1	EA

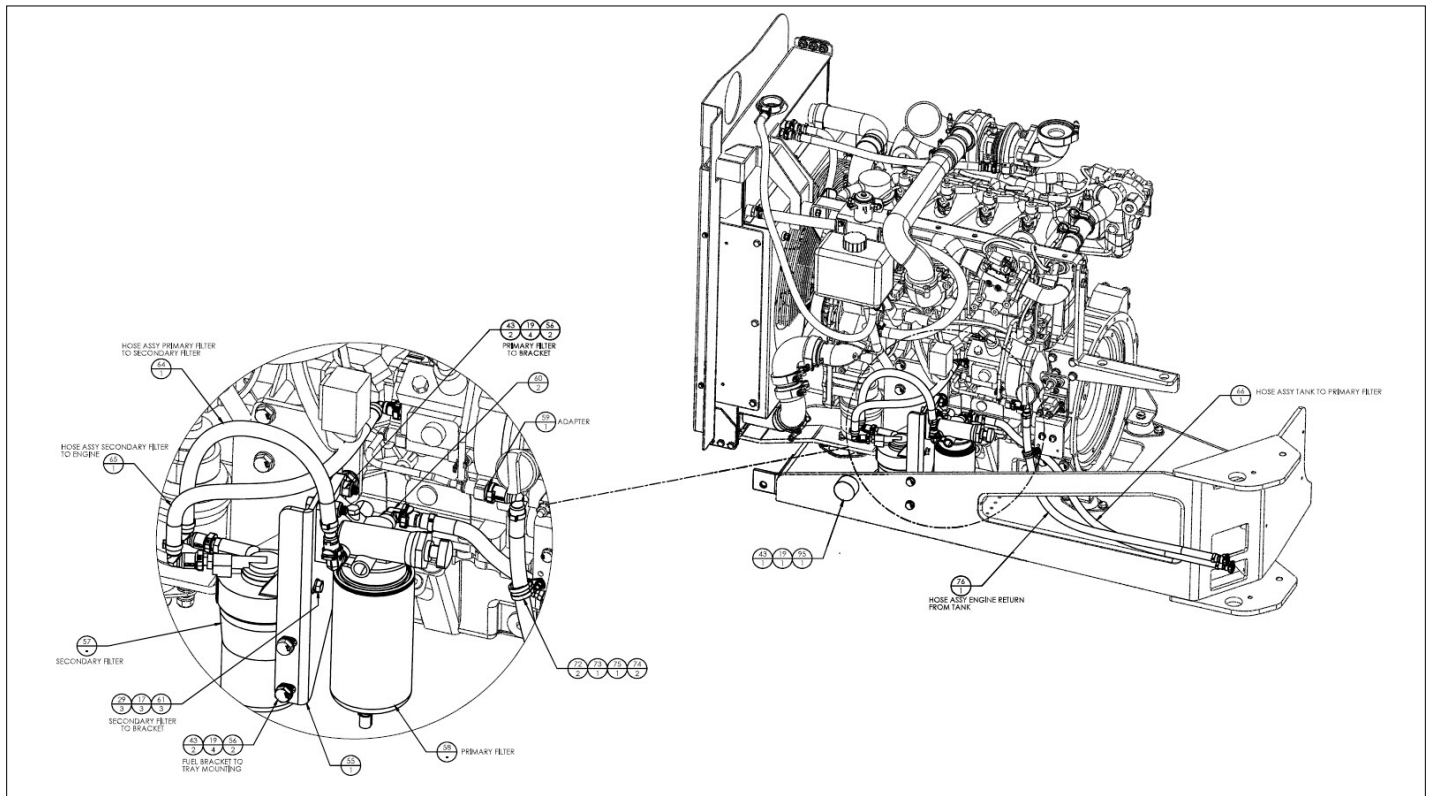
REPAIR PARTS



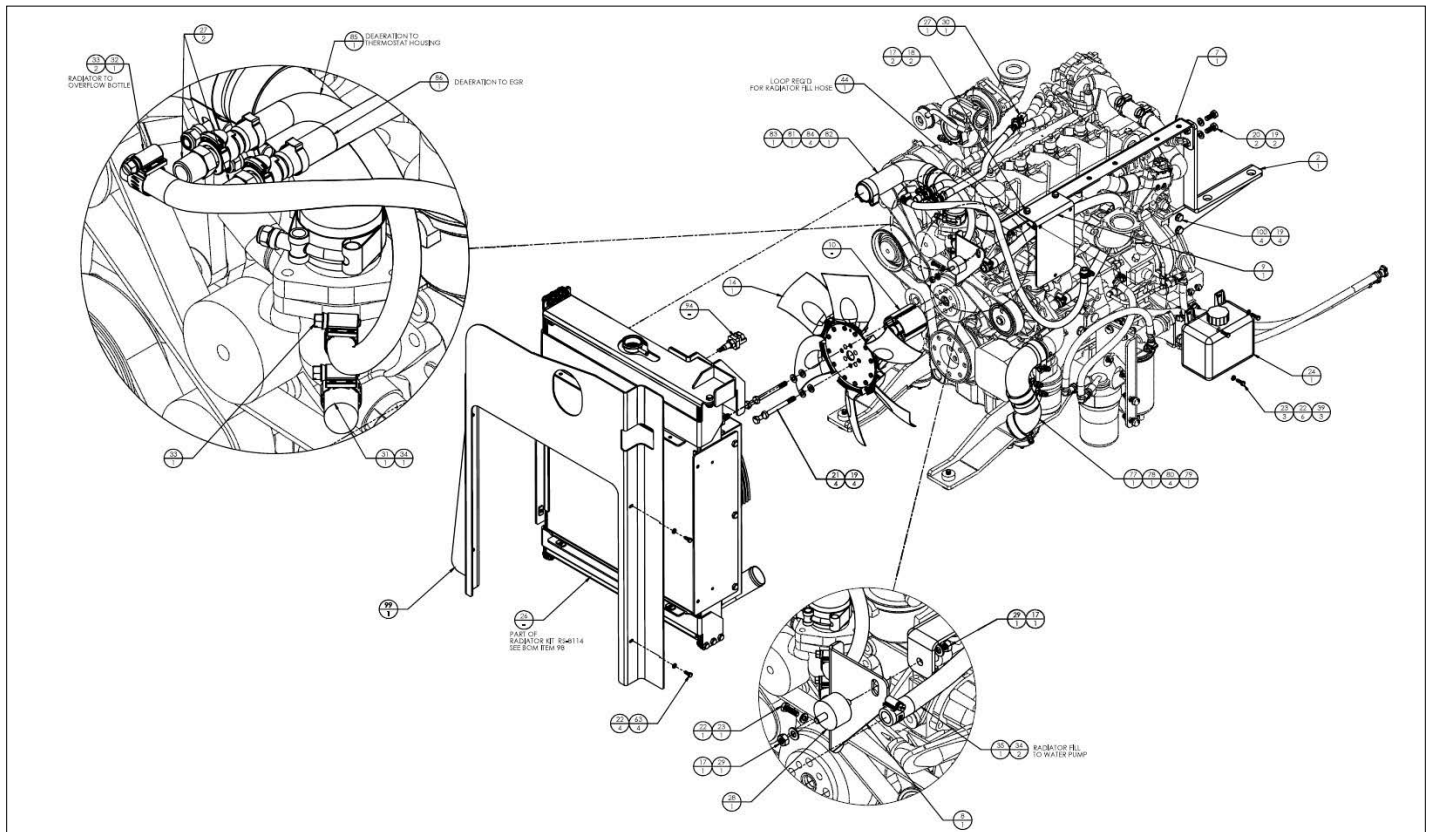
アイテム	部品番号	名前	数量	UOM
	1432150D	ENGINE CUMMINS 2.8L ASSEMBLY		EA
1	7624801	ENGINE, DIESEL DIESEL QSF2.8L	1	EA
2	1431745	BRKT DOC MOUNT FLW LT QSF2.8L	1	EA
3	1432147	BRKT RH DOC MT FLYWHL	1	EA
4	1431746	ENG MOUNT FLW RT QSF2.8L	1	EA
5	1431747	ENG MOUNT FLW LT QSF2.8L	1	EA
6	1431889	BRKT STARTER RELAY MOUNT	1	EA
7	1432096	BRKT INTK SPT WLDMENT	1	EA
8	1431752	BRKT FEAD RAIL SPT QSF2.8L	1	EA
9	1432136	BRKT OVRFLW BTL MNT 2.8L	1	EA
10	7624819	FAN SPACER 3.0IN. CMNS 2.8L	2	EA
11	1431802	VIBR MNT CMNS 3955220	4	EA
12	1431803	VIBR MNT CMNS 3955219	4	EA
13	1432149	BASE PLATE DOC MT	1	EA
14	7621062	FAN CCW PLR HORTON 7YR06S	1	EA
15	5563544	WSHR, FLAT M12 YL ZN GR 10.9	24	EA
16	5563508	BOLT HEXBOLT DIN931 M12 X 1.75 X 30 10.11	24	EA
17	5563542	WSHR, FLAT M8 YL ZN GR 10.9	17	EA
18	5563491	BOLT HXHD M8X1.25X25YLZNGR10.9	6	EA
19	5563543	WSHR, FLAT M10 YL ZN GR 10.9	47	EA
20	058508 025	HHCS M10 X 25MM GR10.9 DIN933	14	EA
21	5563689	SCRW M10x100 931 10.9 HCSYZ	4	EA
22	5563541	WASHER, FLAT, M6, STEEL, C10.9, YELLOW ZINC	21	EA
23	5563483	BOLT HXHD M6X1X20 YL ZN GR10.9	4	EA
24	1430527	FLUID RESERVOIR	1	EA



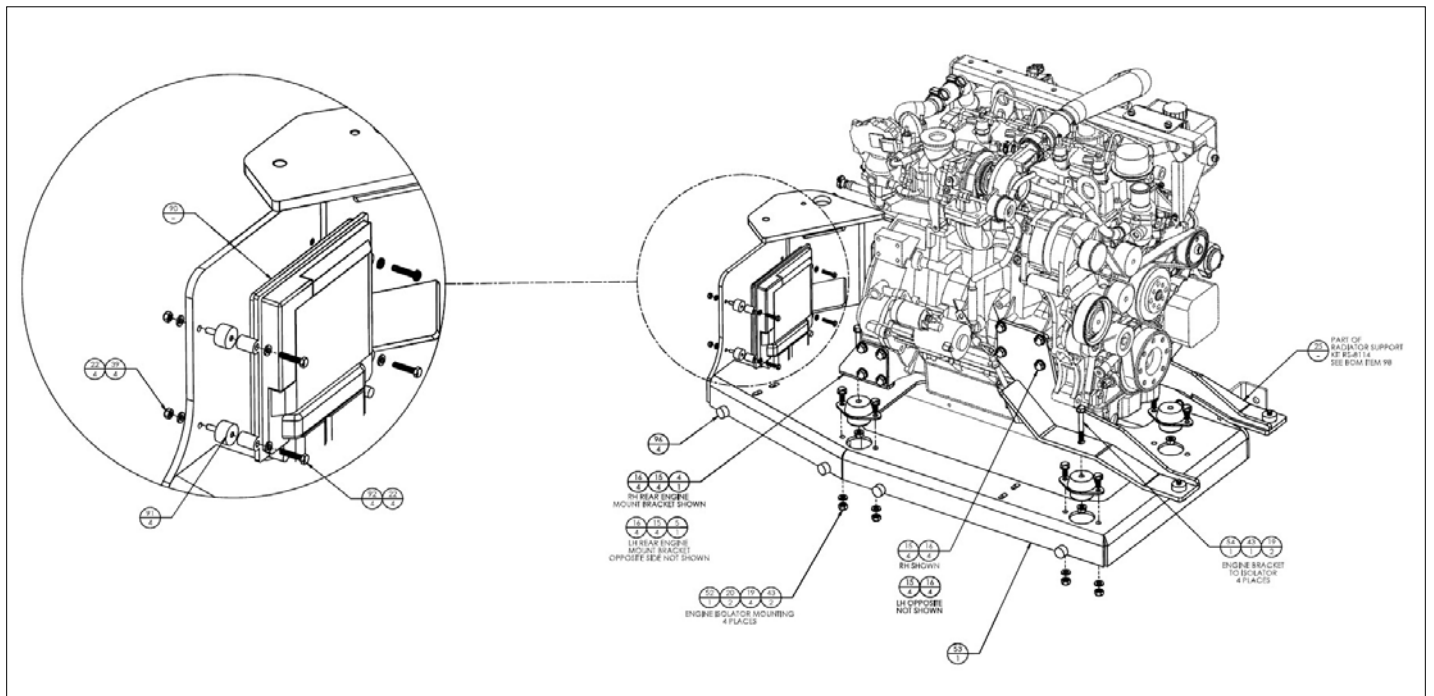
アイテム	部品番号	名前	数量	UOM
25	1432022	ASSY SPT RAD JB QSF2.8L RS 8114 (SEE ITEM 98)		EA
26	1432021	ASSY RAD JBQSF2.8 (SEE ITEM 98)		EA
27	5028035	3/8 straight safe lock x 1/4	3	EA
28	1431806	VIBRATION DAMPER MCM 9225K81	1	EA
29	5563555	NUT HEX M8X1.25 YL ZN GR10.9	15	EA
30	5033084	FTG 90DEG 1/4NPT FML TO 1/8NPT	1	EA
31	7624814	CAP RND RBR 5/8IN MCM 92805K23	1	EA
32	1432081	3/8 ID SILICONE HEATER HOSE	1	EA
33	5059717	HOSE CLAMP .375 ID WORM DRIVE	3	EA
34	5059718	HOSE CLAMP .625 ID WORM DRIVE	3	EA
35	1432079	5/8 ID SILICONE HEATER HOSE	1	EA
37	5563495	BOLT HXHD M8X1.25X50YLZNGR10.9	4	EA
38	1431797	ASSY DOC SPT FLANGE	2	EA
39	5563554	NUT HEX M6X1 YL ZN PLT GR10.9	9	EA
40	7624804	DOC SISO 90 DEG DMNS QSF2.8L	1	EA
41	7624807	AIR CLEANER BRKT CMNS 3918196	1	EA
42	7624808	AIR CLEANER CUMMINS AH19489	1	EA
43	5563556	NUT HEX M10X1.5 YL ZN GR10.9	21	EA
44	5059719	LOOP CLAMP VBRTN DAMPING	1	EA
45	1431800	STRAP DOC MOUNT QSF2.8L	2	EA
46	3220282	STUD GND LUG BUSSMAN	1	EA
47	7631064	RELAY STRTR CMNS 10000448	1	EA



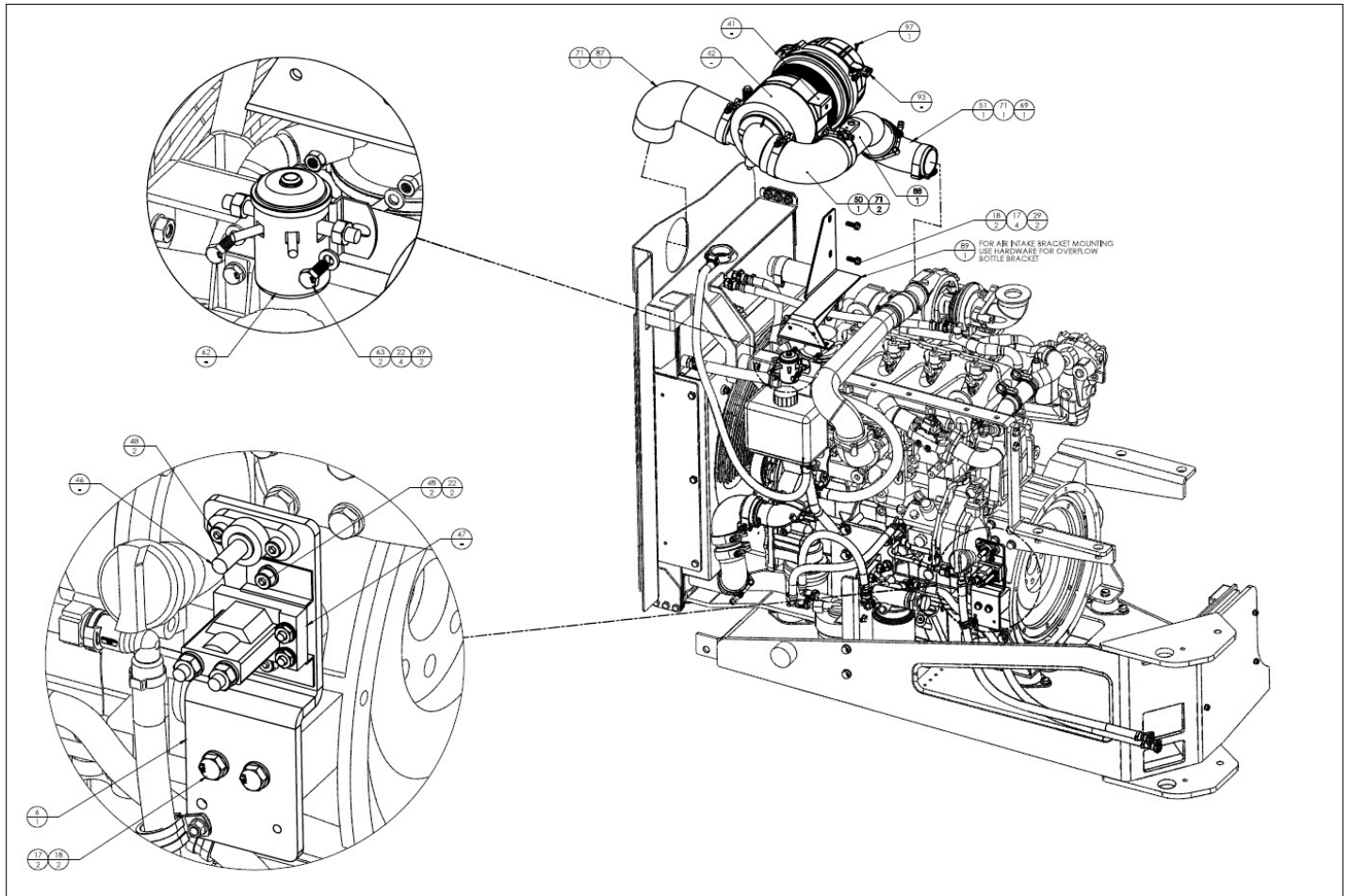
アイテム	部品番号	名前	数量	UOM
48	5563875	SHCS M6 X 1 X 12 G 12.9 ISO 4762 BLACK OXIDE	4	EA
49	1432225	TUBE DOC EXH QSF2.8L 3"	1	EA
50	5033088	HOSE 90 3.0 ID 6.25"X6.25"	1	EA
51	5033087	ELBOW 90DEG 2.25 3.0 REDUCER	1	EA
52	1431761	VIB MNT RUBR BAR CTLS 507 5NS	4	EA
53	1432137	WLDMNT ENG TRAY QSF2.8L	1	EA
54	5563766	BOLT HHCS M10 X 1.5 X 80MM YZ8	4	EA
55	1432146	BRKT FUEL FILTER DUAL MT	1	EA
56	5563502	BOLT HXHD M10X1.5X40 YZ GR10.9	4	EA
57	1431770	FUEL FILTER #2 QSF2.8L	1	EA
58	1431769	FUEL FILTER #1 QSF2.8L	1	EA
59	5028033	FTG FUEL QD PKR QD PKR Q62 ALS	1	EA
60	5033082	FTG FUEL OD PKR CMS 071069 M14	2	EA
61	5563493	BOLT HXHD M8X1.25X35YLZNGR10.9	3	EA
62	7621065	RELAY GRID HTR CMNS 10001214	1	EA
63	5563482	BOLT HXHD M6X1X16 YL ZN GR10.9	2	EA
64	1432119	HOSE ASSY F FLTR1 TO F FLTR2	1	EA
65	1432117	HOSE ASSY F FLTR2 TO ENG	1	EA
66	1432123	HOSE ASSY TANK TO F FLTR1	1	EA
67	1431743	TUBE DOC EXH QSF2.8L 3"	1	EA
68	5059722	BOLT CLAMP TIGHT SEAL	2	EA
69	5059723	BOLT CLAMP CNSTNT TENSION	1	EA
70	5059724	CLAMP V BAND 3.0 DIA	1	EA
71	5059721	T BOLT TUBE CLAMP	4	EA



アイテム	部品番号	名前	数量	UOM
72	5059720	LOOP CLAMP VBRTN DAMPING	2	EA
73	5563052	BOLT HEX HD M5 0.8 X 20MM LG	1	EA
74	5563048	FLAT WASHER M 5	2	EA
75	5563054	NUT HEX M5 0.8	1	EA
76	1432121	HOSE ASSY ENG RTN FROM TANK	1	EA
77	1432057	ELBOW 2.0 SIL BTM TNK 2	1	EA
78	1432056	ELBOW 2.0 SIL BTM TNK 1	1	EA
79	1432058	HOSE JOINER 2.0 IN	1	EA
80	1432059	CLAMP T BOLT 2.31	4	EA
81	1432051	ELBOW 1.75 SIL TOP TNK 1	1	EA
82	1432052	ELBOW 1.75 SIL TOP TNK 2	1	EA
83	1432053	HOSE JOINER 1.75 IN	1	EA
84	1432054	CLAMP T BOLT 2 IN	4	EA
85	1432106	ASY DEAERATION HOSE TO WTR PMP	1	EA
86	1432107	ASY DEAERATION HOSE TO EGR	1	EA
87	5033085	HOSE 90 3.0 ID 9.25"X6.25"	1	EA
88	1432227	TUBE INTK WLDMNT 3.0 OD 2.8L	1	EA
89	1432133	BRKT WLDMNT INTK SUPT 2.8L	1	EA
90	7624805	SNSR CLNT LVL QSF2.8L 2872769	1	EA
91	1432135	VIBRATION DAMPING MNT	4	EA
92	5563485	BOLT HXHD M6X1X30 YL ZN GR10.9	4	EA
93	1431783	SNSR TRAP QSF2.8L CMN A029B335	1	EA
94	1431784	SNSR CLNT LVL QSF2.8L 2872769	1	EA
95	1431885	RUBBER STOP FOR OVERFLOW	1	EA
96	5563642	BUMPER RUBBER M6X1.0	4	EA



アイテム	部品番号	名前	数量	UOM
97	5563776	PPH M4 X 0.7 X 14MM	1	EA
98	1432025	ASY RAD+SPT JB RS 8114	1	EA
99	1432186	RECIRC SHIELD RAD CMNS2.8L	1	EA
100	058509 030	Bolt, HexBolt DIN931 M10 x 30mm 10.9 Dacromet	8	EA
101	5560184	NUT HEX LKG .313 24	4	EA
102	986269	WSHR FLAT .313	4	EA

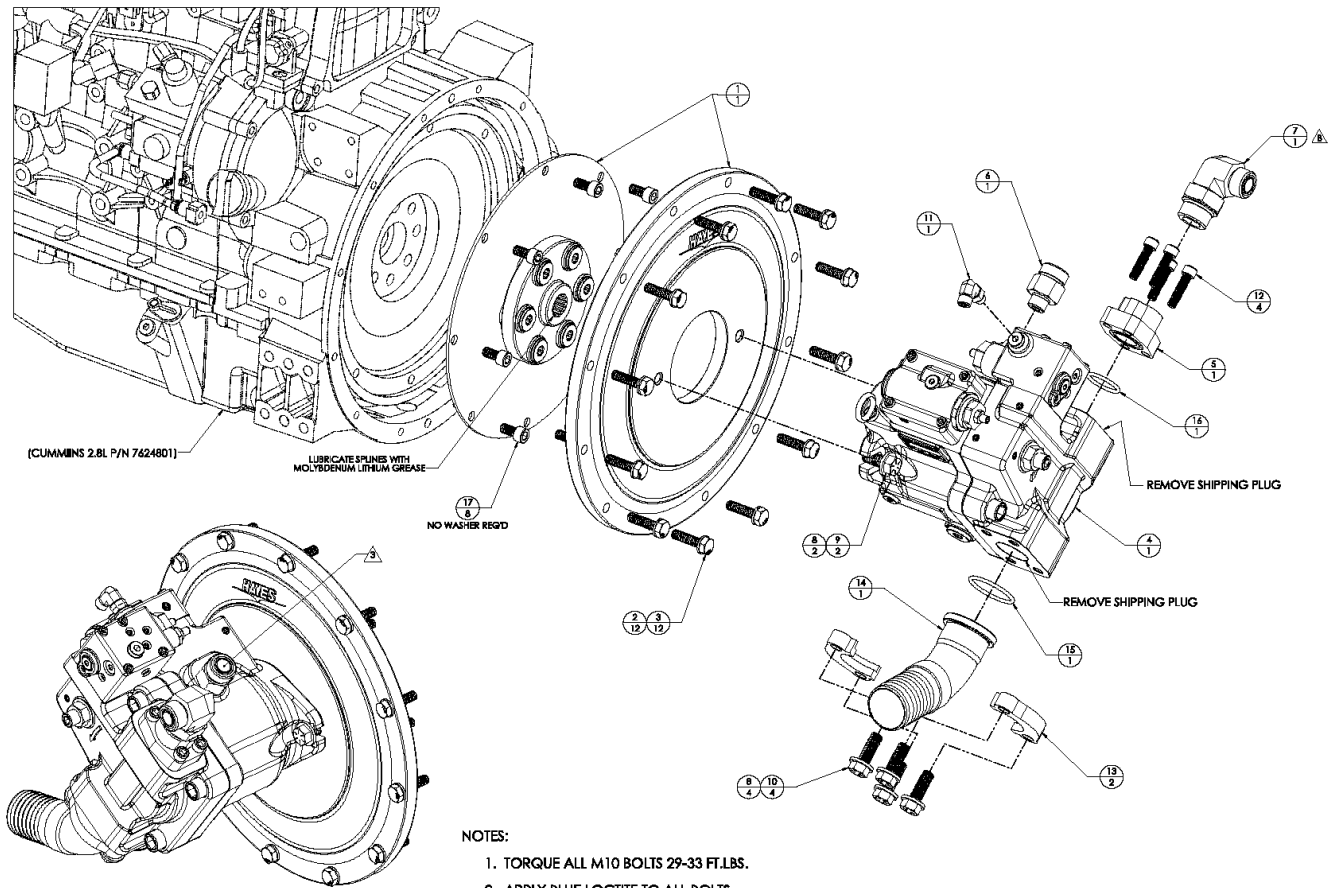


REPAIR PARTS

**NO IMAGE AVAILABLE
(BOM FOR REFERENCE ONLY)**

アイテム	部品番号	名前	数量	UOM
	7624801 A	CUMMINS DIESEL QSF2.8L T4F REPLACEMENT PARTS LIST		EA
1	7631103	PRIMARY ELEMENT FOR 7624808	1	EA
2	7631107	REPLACEMENT ELEMENT	1	EA
3	7631108	REPLACEMENT ELEMENT	1	EA
4	7631185	OIL FILTER	1	EA
5	7631227	ALTERNATER FOR CUMMINS DIESEL QSF2.8L	1	EA
6	7631224	STARTER, CUMMINS QSF2.8L T4F ENGINE	1	EA

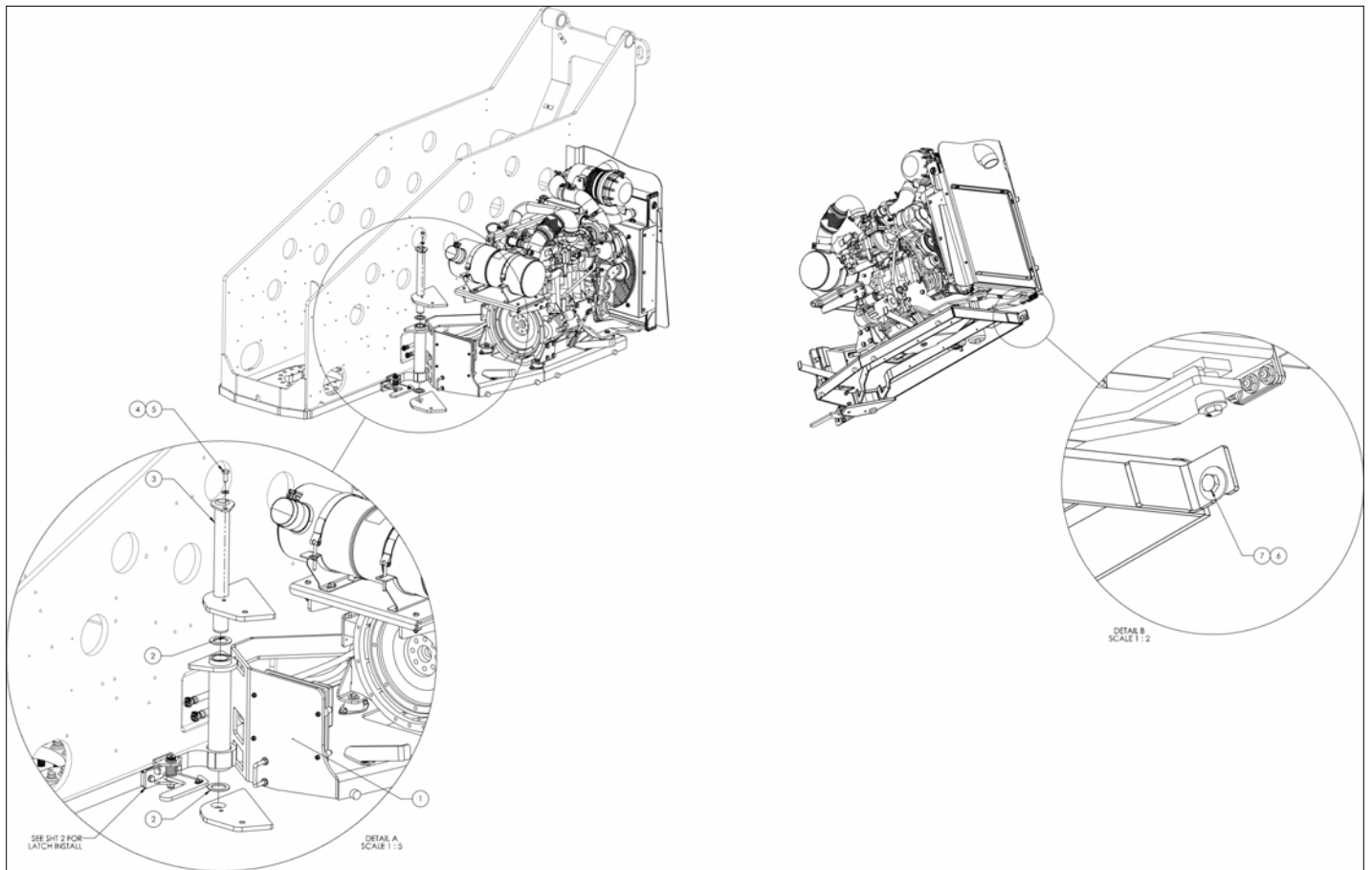
REPAIR PARTS



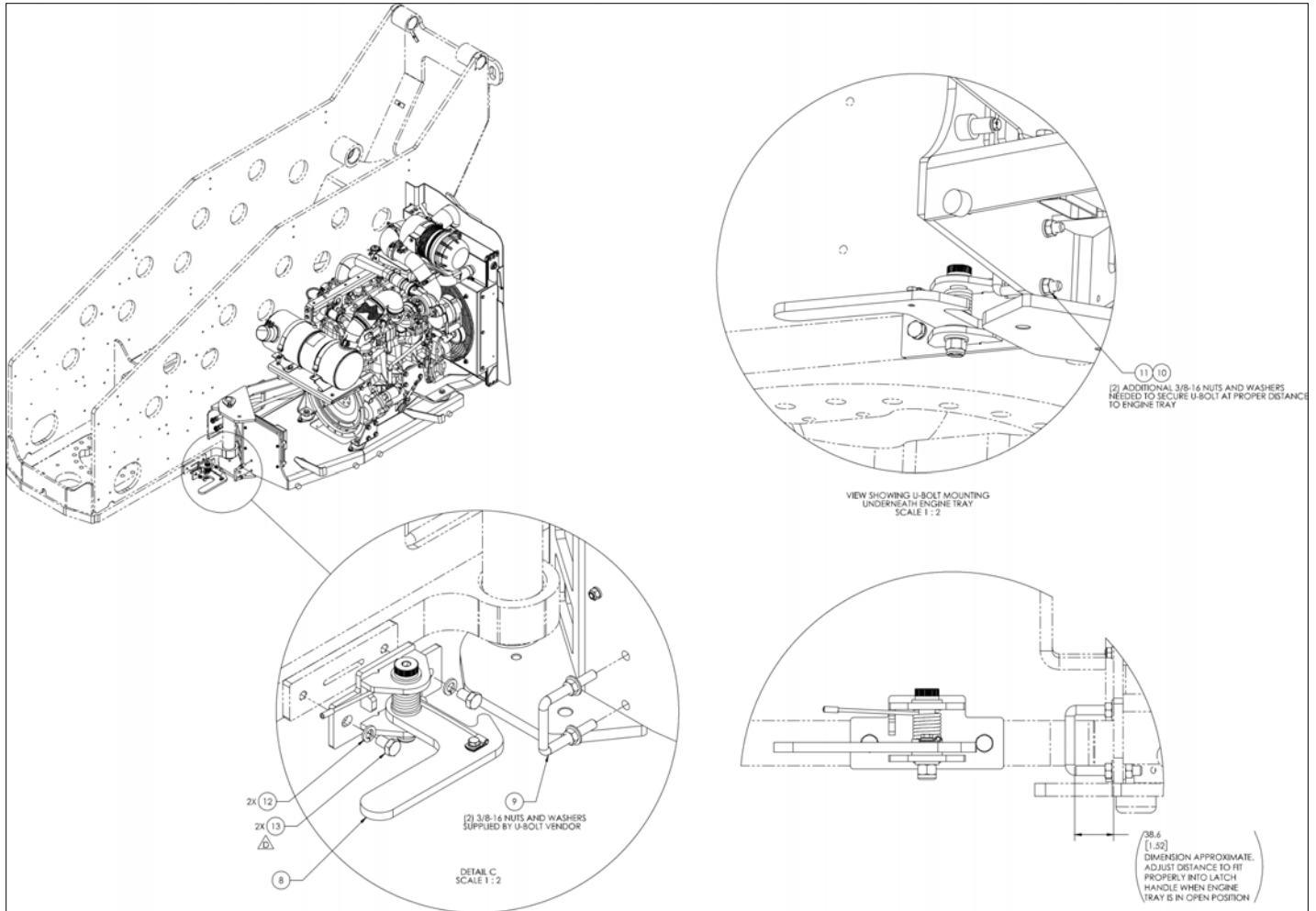
- NOTES:
1. TORQUE ALL M10 BOLTS 29-33 FT.LBS.
 2. APPLY BLUE LOCTITE TO ALL BOLTS.
 3. HYDRAULIC PUMP MUST BE FILLED WITH OIL PRIOR TO START UP.

アイテム	部品番号	名前	数量	UOM
	1432187B	MAIN HYDRAULIC PUMP 660S 660SJ INSTALLATION SN 660 11 170400032 AND AFTER		EA
1	7624806	FLWHL CPLG HAYES 978005 QSF2.8	1	EA
2	5563543	WSHR, FLAT M10 YL ZN GR 10.9	12	EA
3	5563502	BOLT HXHD M10X1.5X40 YZ GR10.9	12	EA
4	6029697	LOAD SENSE PUMP HENGLI	1	EA
5	511605 000	SAE PORT BLOCK ADAPTER 16ORB 16	1	EA
6	5028025	FTG, STR, 12MORFF X 8MORB	1	EA
7	104762 000	FTG 12MORFF X 16MORB 90 °	1	EA
8	5563625	WASHER, FLAT 1/2" YL ZN GR8	6	EA
9	5563589	BOLT HXHD 1/2 13X1 1/4YLZN GR8	2	EA
10	5563590	HHCS .500 13 UNC STL GR8 1.50 LG ZP	4	EA
11	100434 002	FITTING 4MORFF X 4MORB 90 °	1	EA
12	5563775	SHCS 3/8 16X1.5 BLOX GR8	4	EA
13	511604 000	SPLIT FLANGE 1.50	2	EA
14	5260037	INLT ADPTR BRB TO SPLT FLNG	1	EA
15	7119926	O RING, 225 NBR 90	1	EA
16	7119925	O RING 219 NBR 90	1	EA
17	5563784	SHCS M10X1.5X20 GR 12.9 ZN	8	EA

REPAIR PARTS



アイテム	部品番号	名前	数量	UOM
	1432156 D	ENGINE INSTALLATION CUMMINS 2.8L T4F		EA
1	1432150	ASSY, ENGINE CUMMINS 2.8L	1	EA
2	104640 000	UHMW THRUST WASHER	2	EA
3	104713 000	TRAY PIN WELDMENT	1	EA
4	5563543	WSHR, FLAT M10 YL ZN GR 10.9	1	EA
5	058508 025	HHCS M10 X 25MM GR10.9 DIN933	1	EA
6	508247 012	M12 FLAT WASHER DIN 9021	1	EA
7	514160 035	Bolt, HexSetScrew DIN933 M12 x 35MM	1	EA
8	1433412	LATCH ASSY, ENG TRAY, LWR 460/660	1	EA
9	5563956	SQUARE U BOLT, 2.0 IN 3/8 16	1	EA
10	987119	WSHR LOCK .375	2	EA
11	984109	NUT HEX .375 16	2	EA
12	056021 010	Washer, SpringWasher DIN127B M	2	EA
13	058493 016	BOLT HEXSCREW DIN933 M10 X 16MM 8.8 ZINCPLATED	2	EA

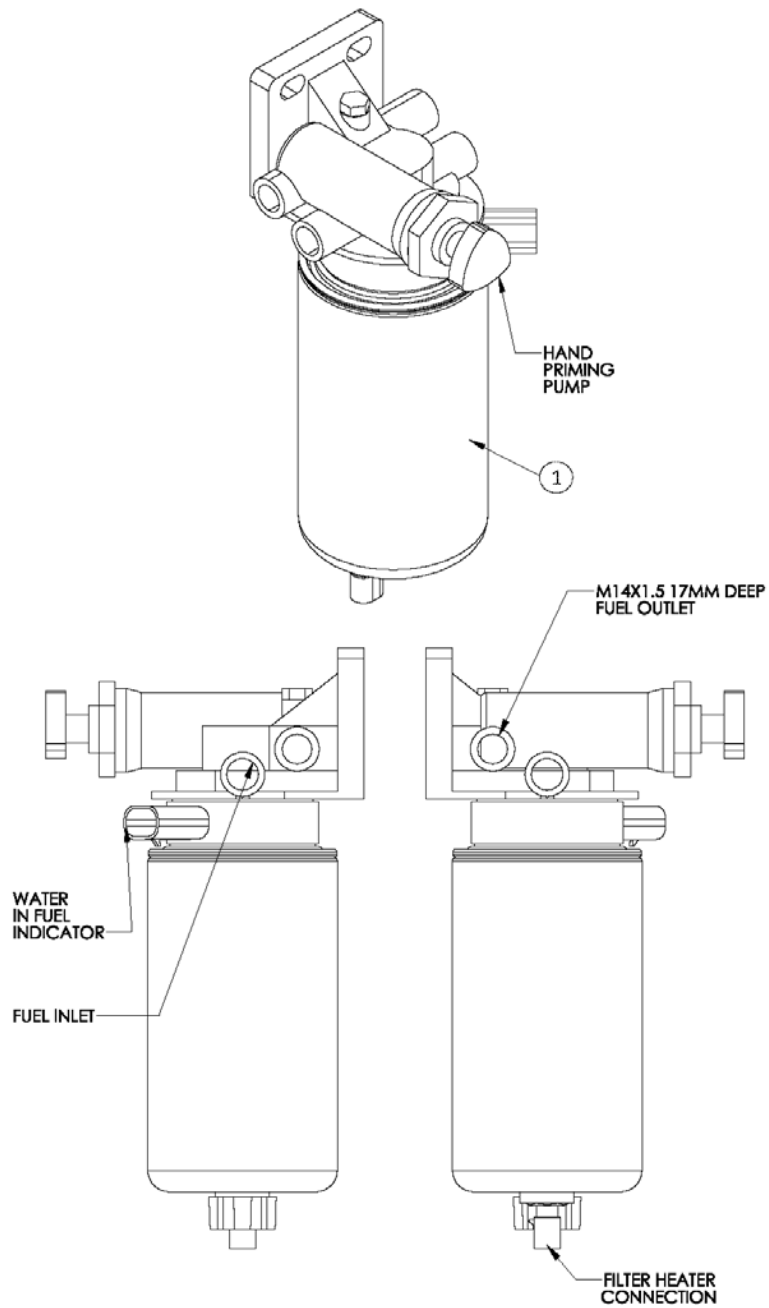


REPAIR PARTS



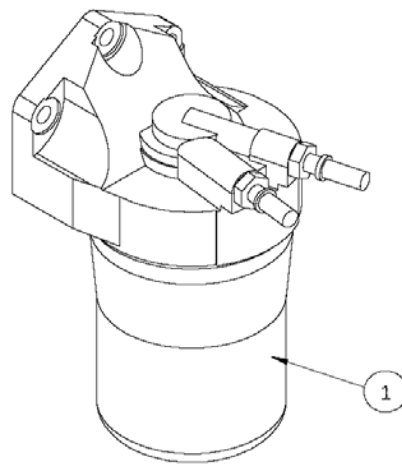
アイテム	部品番号	名前	数量	UOM
	7624808A	AIR FILTER, CUMMINS		EA
1	7631103	PRIMARY ELEMENT FOR 7624808	1	EA
2	7631106	COVER ASSEMBLY FOR 7624808	1	EA
3	7631105	DUST EJECTION VALVE FOR 7624808	1	EA

REPAIR PARTS



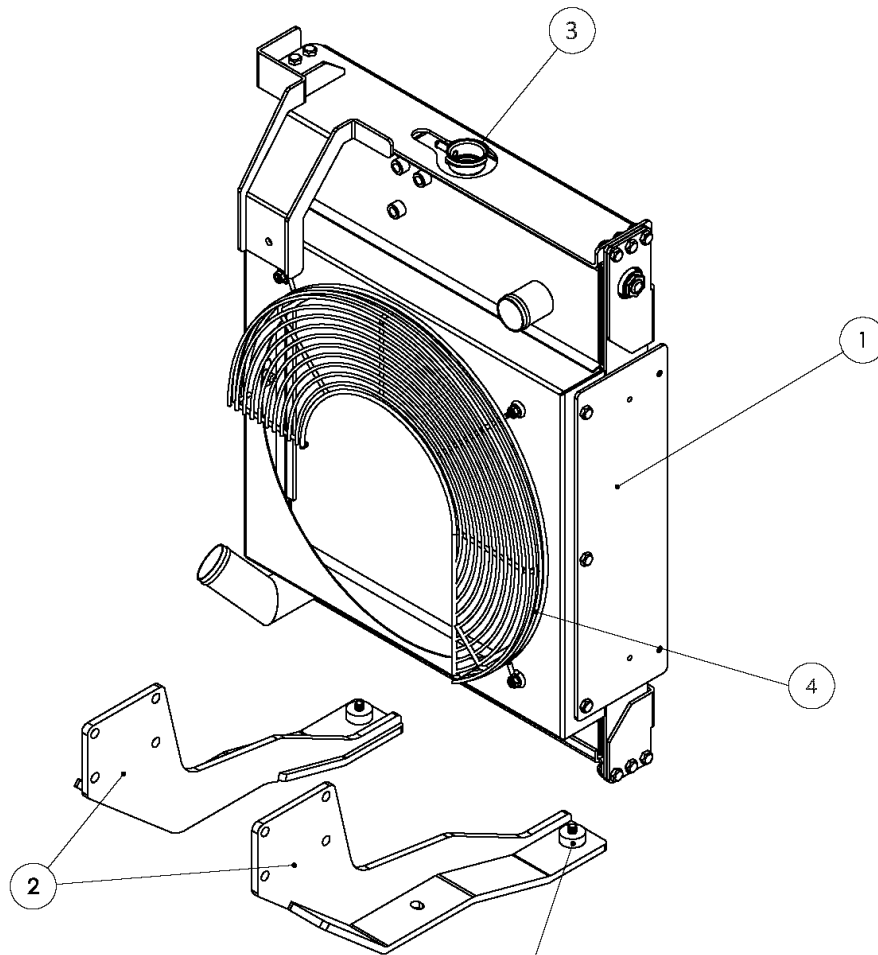
アイテム	部品番号	名前	数量	UOM
	1431769A	FUEL FILTER PRIMARY		EA
1	7631107	REPLACEMENT ELEMENT	1	EA

REPAIR PARTS



アイテム	部品番号	名前	数量	UOM
	1431770A	FUEL FILTER SECONDARY		EA
1	7631108	REPLACEMENT ELEMENT	1	EA

REPAIR PARTS

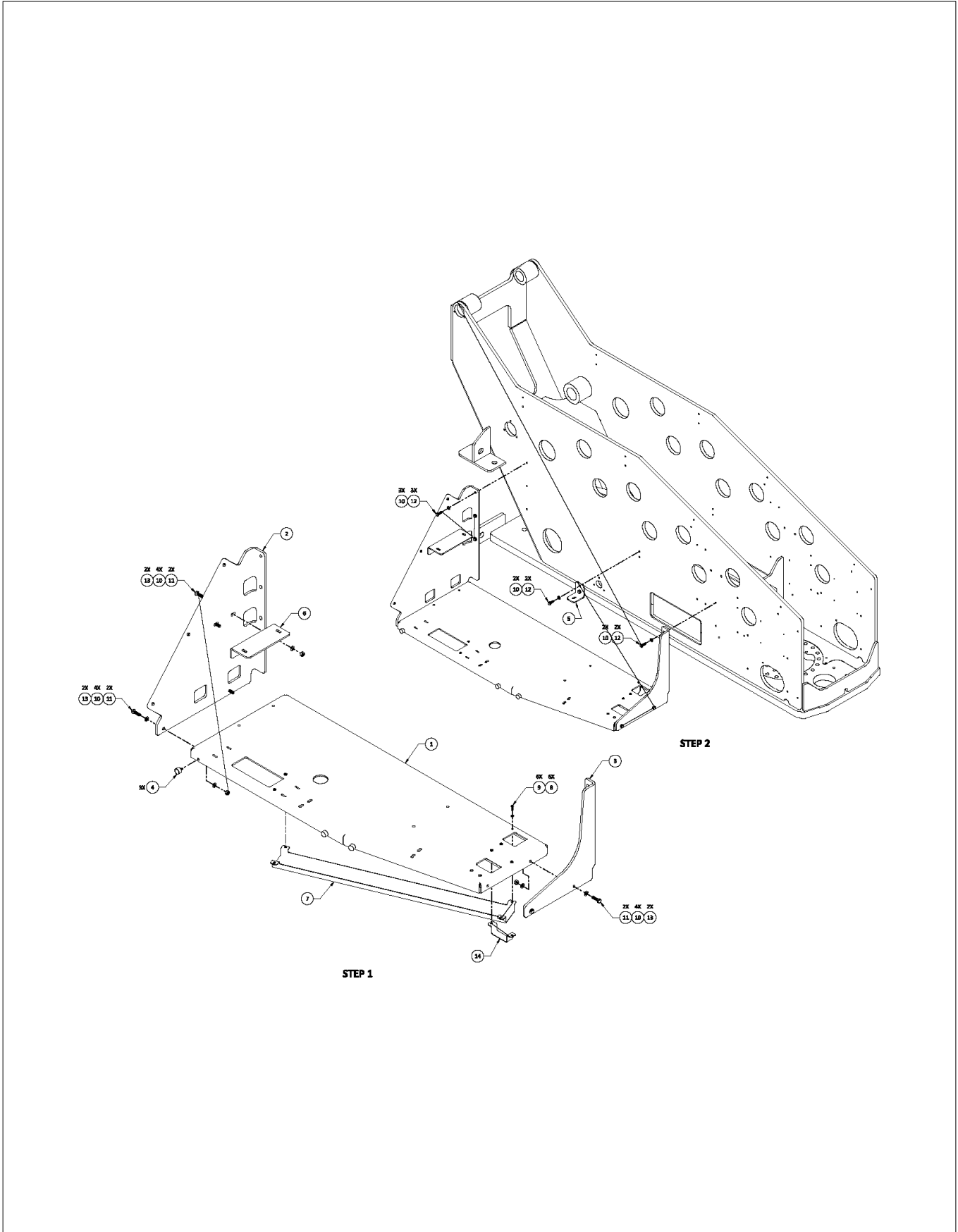
SERVICE NOTE:

(2) M10 X 50MM BOLTS ARE SUPPLIED WITH 1432025 - ASSEMBLY RADIATOR KIT.

STARTING WITH S/N, 660SJ-11-80300130, RADIATOR MOUNTING BOLTS HAVE BEEN REPLACED WITH P/N 056060-055 - BOLT, HEXBOLT DIN931 M10 X 55MM, AND ADDING (2) 0172214 - END CAP, BETWEEN RUBBER ISOLATOR AND RADIATOR WHERE INDICATED ABOVE.

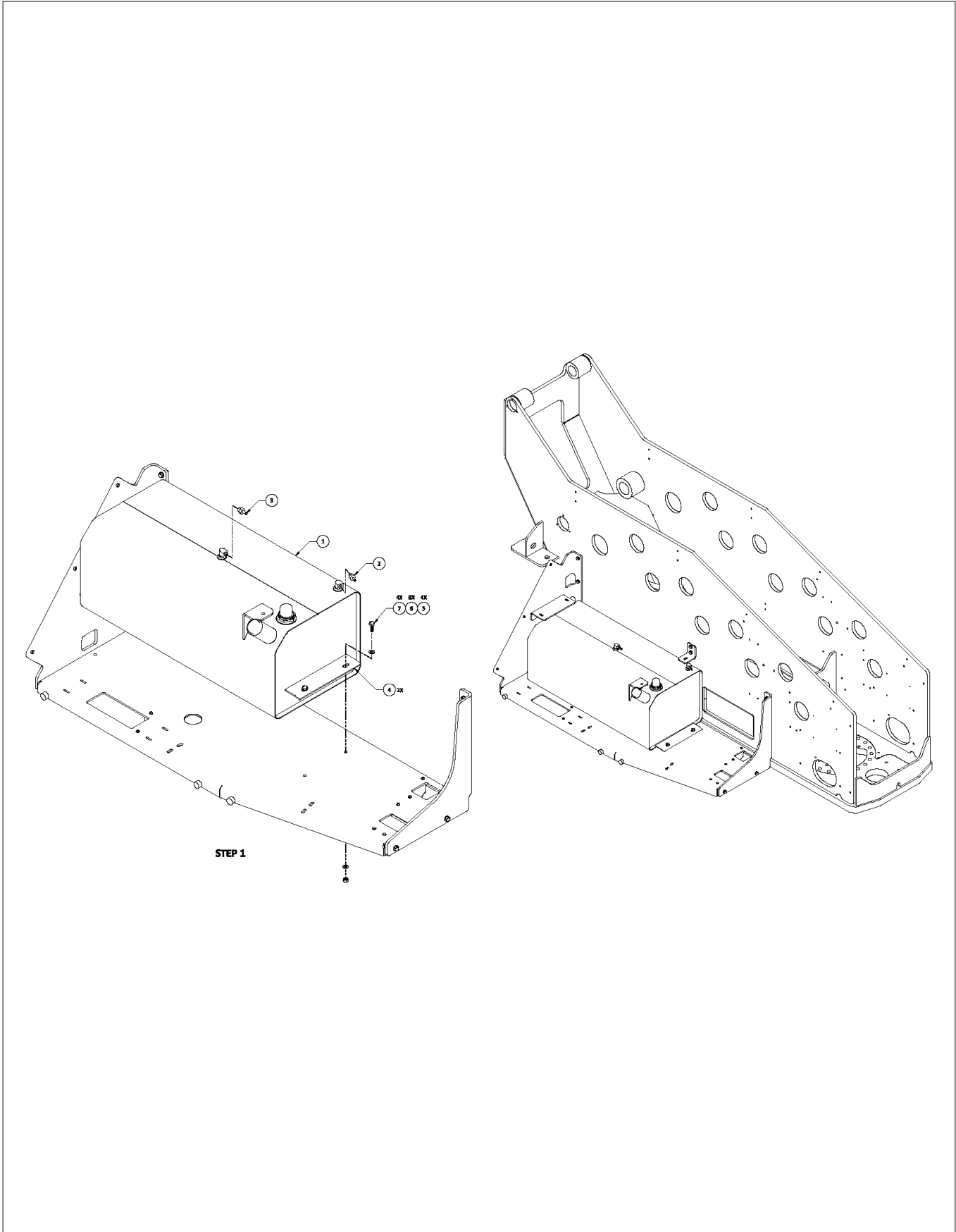
アイテム	部品番号	名前	数量	UOM
	1432025A	RADIATOR AND SUPPORT ASSEMBLY		EA
1	1432021	ASSY RAD JBQSF2.8 (SEE ITEM 98)	1	EA
2	1432022	ASSY SPT RAD JB QSF2.8L RS 8114 (SEE ITEM 98)	1	EA
3	7631128	PRESSURE CAP	1	EA
4	7631212	FAN GUARD	1	EA

REPAIR PARTS



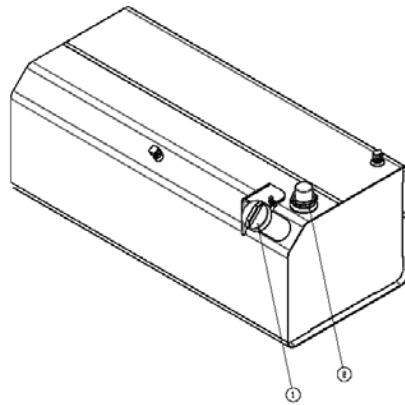
アイテム	部品番号	名前	数量	UOM
	1431855B	TANK TRAY INSTALL		EA
1	1431856	WELDMENT, TANK TRAY	1	EA
2	1432219	WLDMNT TANK TRAY BRKT LT	1	EA
3	1431859	BRKT TANK TRAY	1	EA
4	5563642	BUMPER RUBBER M6X1.0	3	EA
5	1431879	BRKT HYDRAULIC TANK SUPPORT	1	EA
6	1431875	BRKT HYDRAULIC TANK SUPPORT	1	EA
7	1432113	WELDMENT BRACKET CABLE CARRIER	1	EA
8	5563541	WASHER, FLAT, M6, STEEL, C10.9, YELLOW ZINC	6	EA
9	5563771	SCS BUTTON HD M6X1X20 ZN G10.9	6	EA
10	5563543	WSHR, FLAT M10 YL ZN GR 10.9	19	EA
11	5563501	BOLT HXHD M10X1.5X35 YZ GR10.9	6	EA
12	5563500	BOLT HXHD M10X1.5X30 YZ GR10.9	7	EA
13	5563556	NUT HEX M10X1.5 YL ZN GR10.9	6	EA
14	1432126	WELDMENT BRACKET PTP/ATP CABLE	1	EA

REPAIR PARTS



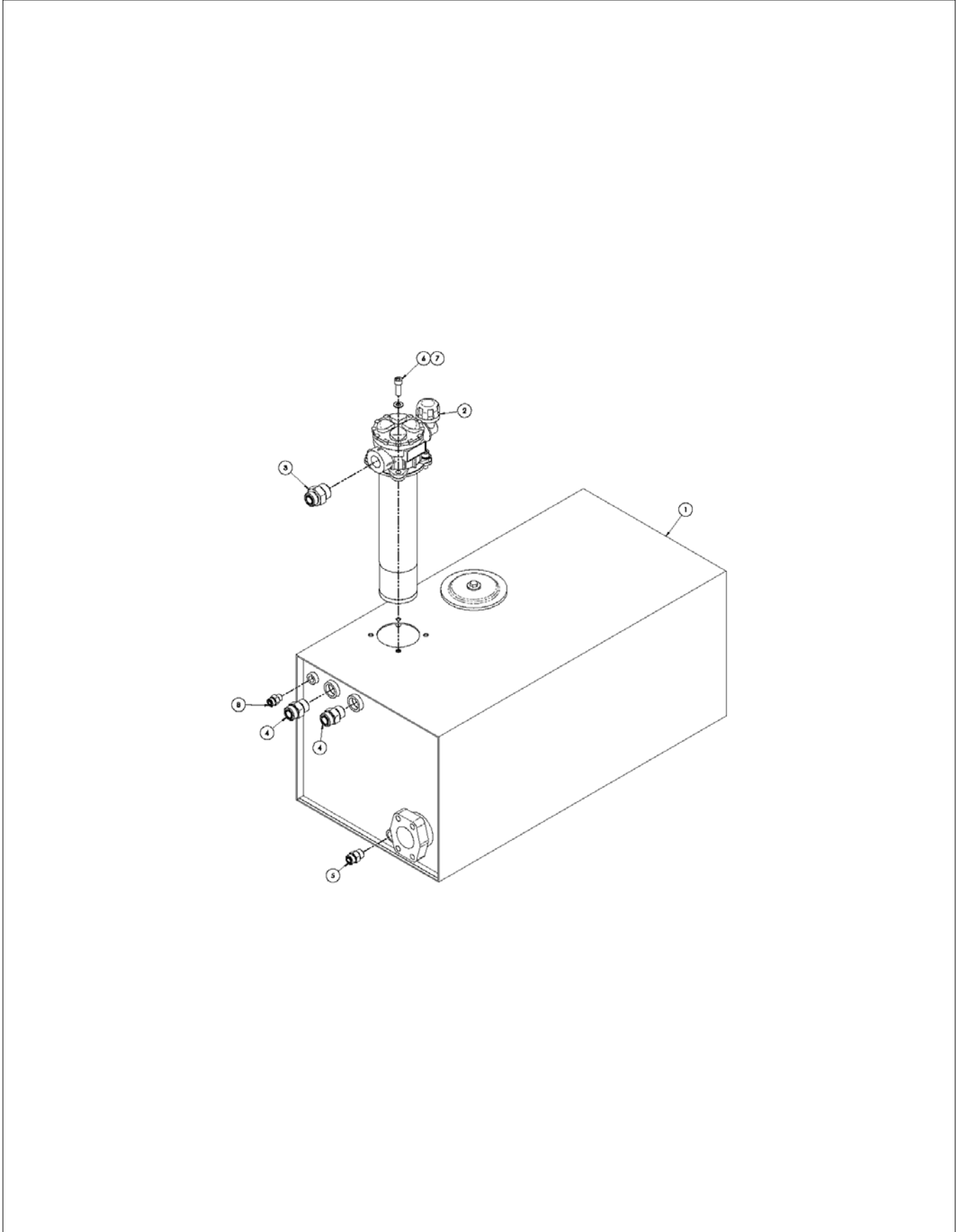
アイテム	部品番号	名前	数量	UOM
	1432159B	DIESEL FUEL TANK INSTALL		EA
1	1430743	FUEL TANK, LOW FILL	1	EA
2	010178 001	FITTING BARBED 1/4" NPT X 3/16"	1	EA
3	010178 003	FITTING BARBED	1	EA
4	1430771	TANK HOLD DOWN TAB 1	2	EA
5	5563556	NUT HEX M10X1.5 YL ZN GR10.9	4	EA
6	5563543	WSHR, FLAT M10 YL ZN GR 10.9	8	EA
7	5563500	BOLT HXHD M10X1.5X30 YZ GR10.9	4	EA

REPAIR PARTS



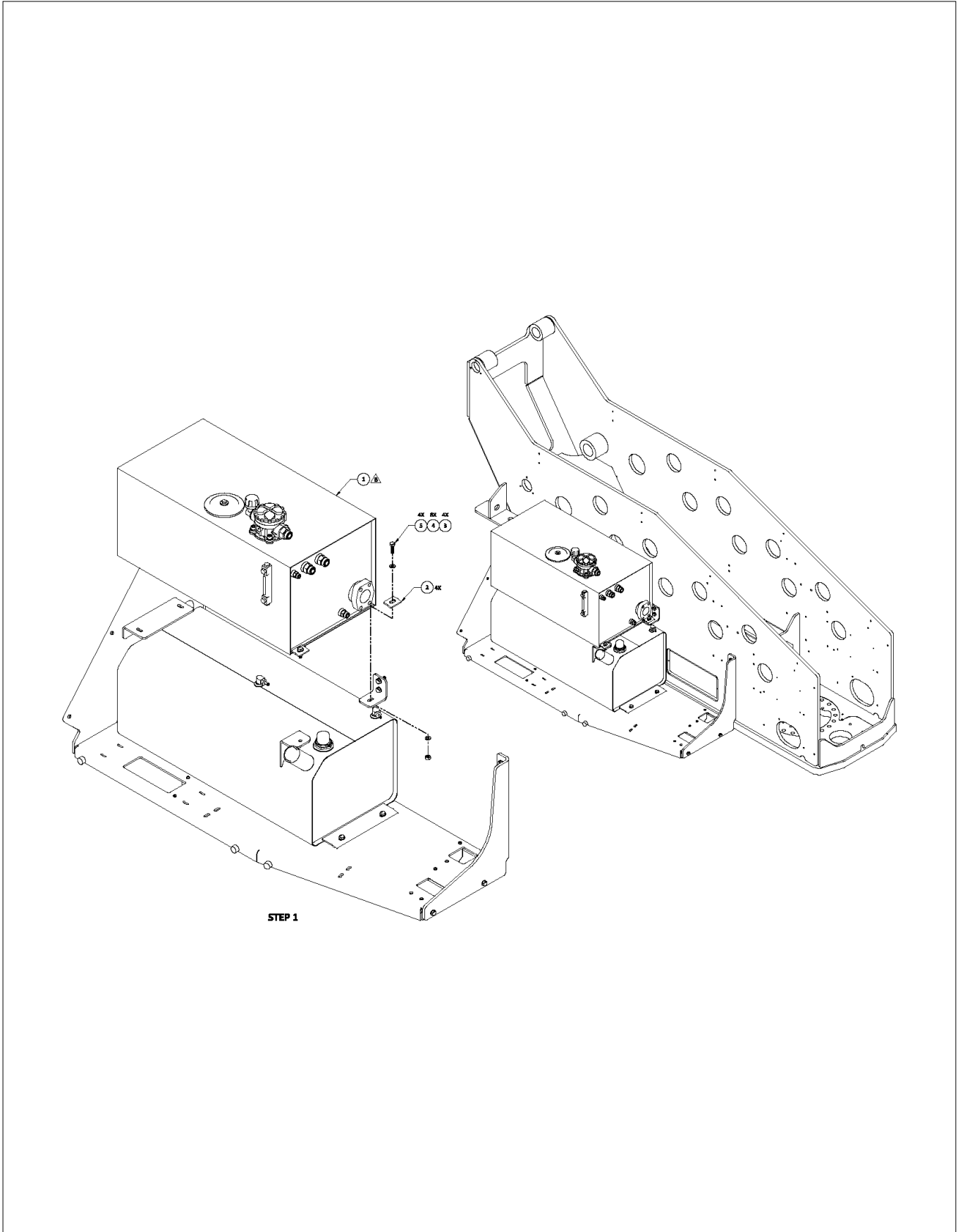
アイテム	部品番号	名前	数量	UOM
	1430743C	FUEL TANK LOW FILL		EA
1	0084570	Filler Cap	1	EA
2	7631130	GAUGE SIDE READ12.125 LG X 1.50NPT	1	EA

REPAIR PARTS



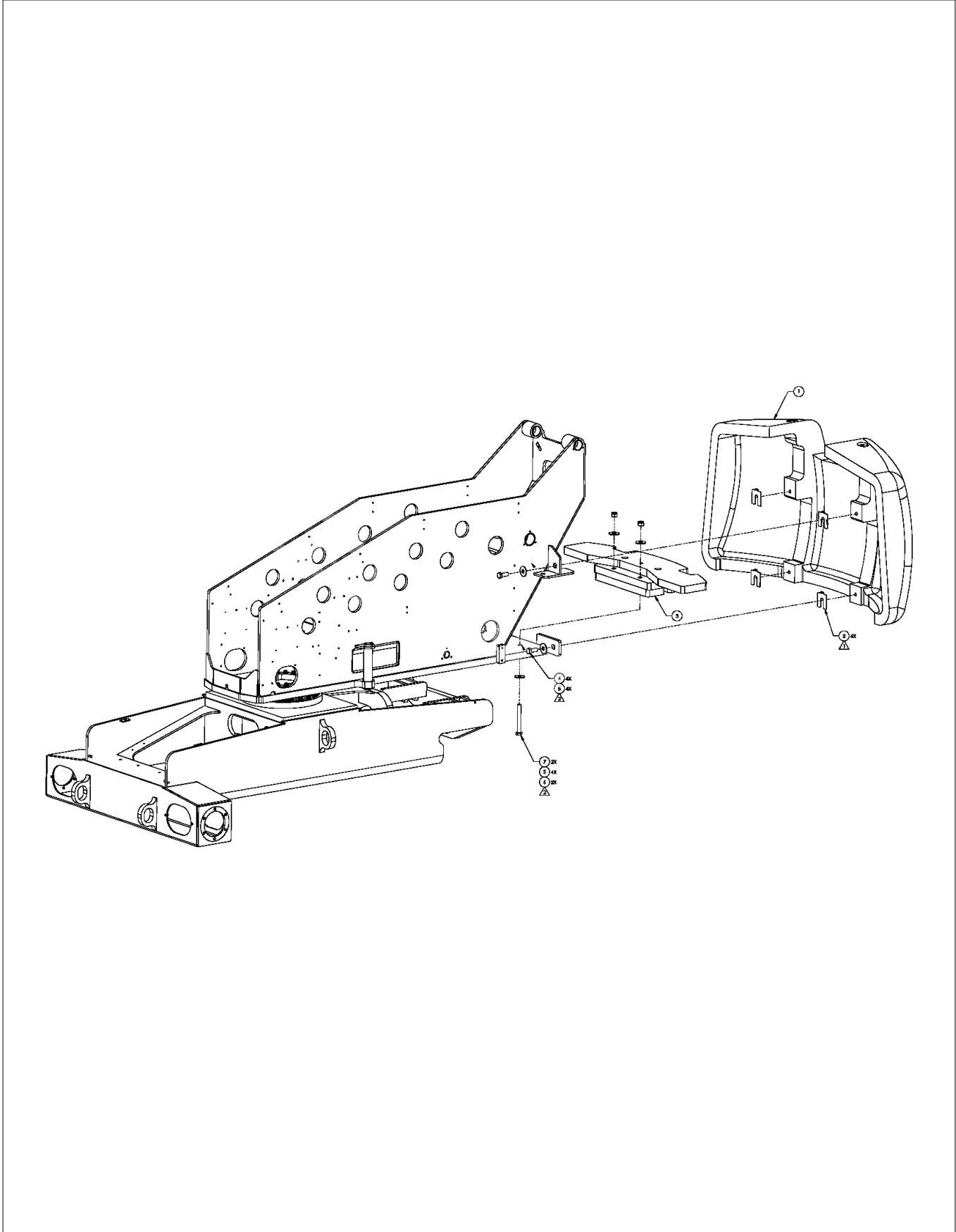
アイテム	部品番号	名前	数量	UOM
	1432296A	HYDRAULIC TANK, ASSEMBLY		EA
1	1430744	HYDRAULIC TANK	1	EA
2	6019326	RETURN FILTER MP	1	EA
3	100432 029	FTG, STR, 12MORFF X 16MORB	1	EA
4	100432 027	Hyd Fitting Straight ORFS(12) SAE(12)	2	EA
5	100432 015	FTG, STR, 8MORFF X 8MORB	1	EA
6	058504 030	Bolt, SktCapScrew DIN912 M10 x	4	EA
7	056069 010	Washer, SteelFlatWasher DIN125A M10 ZincPlated	4	EA
8	100432 009	Hyd Fitting Straight ORFS(06) SAE(06)	1	EA

REPAIR PARTS



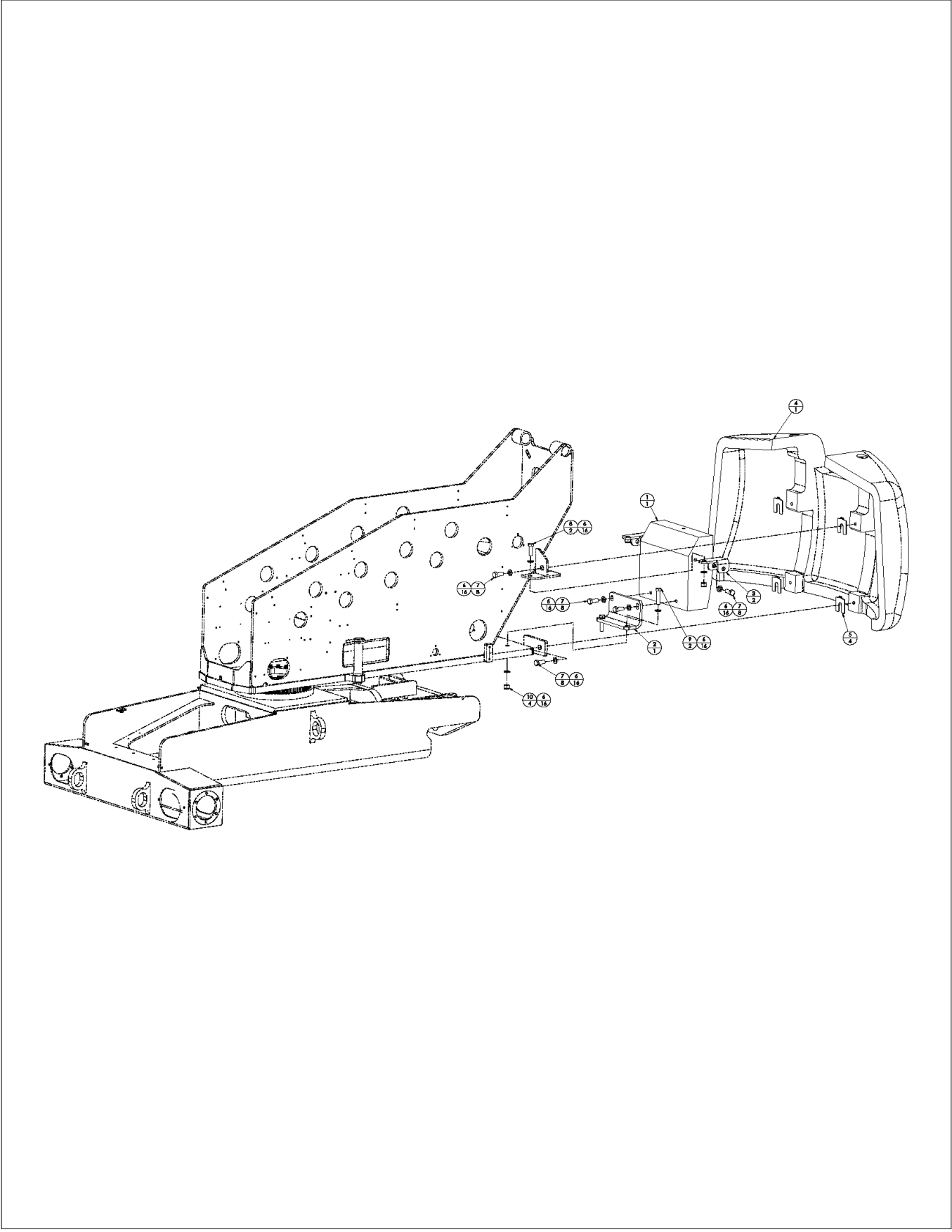
アイテム	部品番号	名前	数量	UOM
	1432175B	HYDRAULIC TANK INSTALL		EA
1	1432296	HYDRAULIC TANK ASSY	1	EA
2	1430773	CS 3/16 A36 TANK HOLD DOWN TAB	4	EA
3	5563556	NUT HEX M10X1.5 YL ZN GR10.9	4	EA
4	5563543	WSHR, FLAT M10 YL ZN GR 10.9	8	EA
5	5563501	BOLT HXHD M10X1.5X35 YZ GR10.9	4	EA

REPAIR PARTS



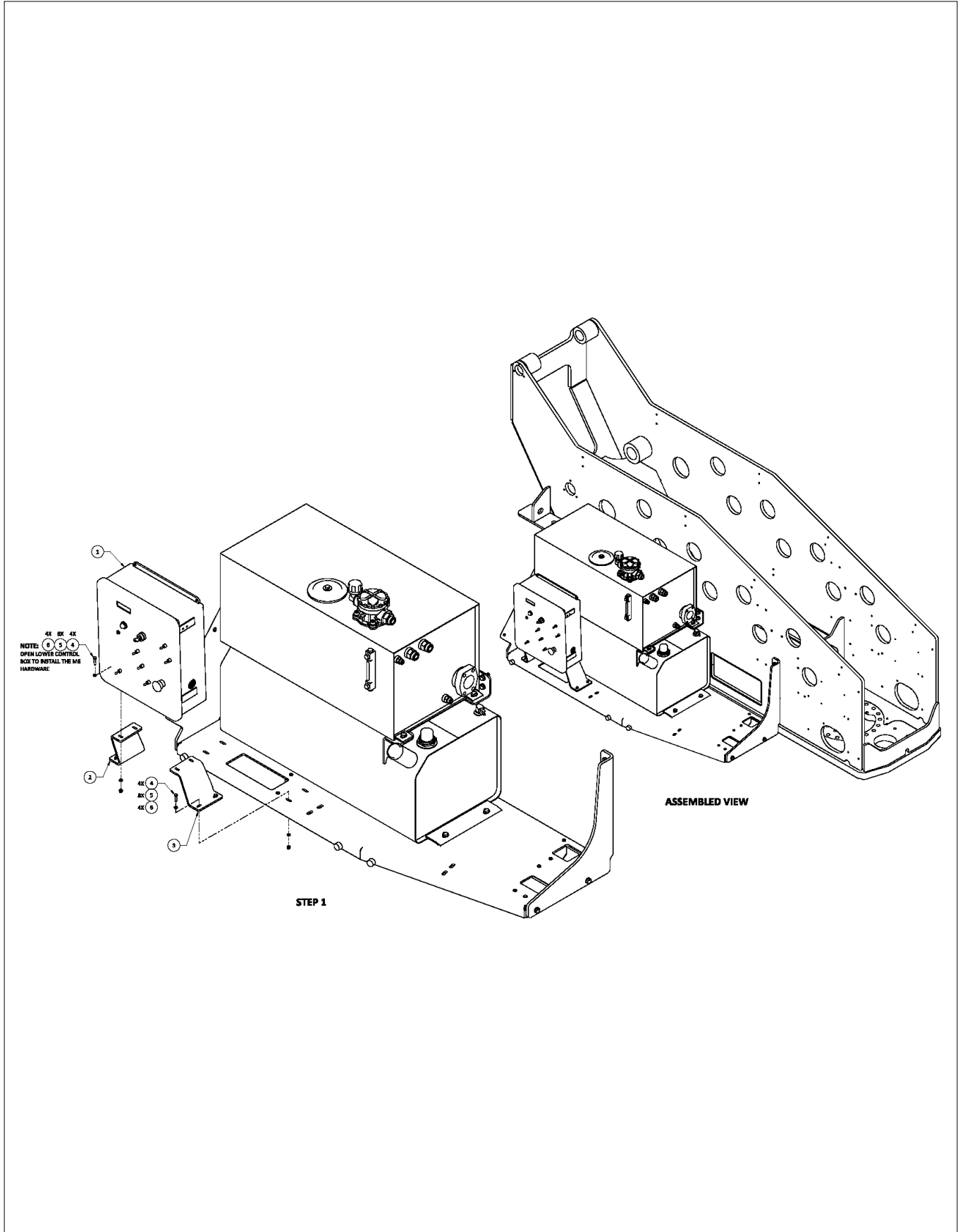
アイテム	部品番号	名前	数量	UOM
	1432173A	TURRET COUNTERWEIGHT 600S INSTALL		EA
1	1430798	600S & 660SJ COUNTER WEIGHT	1	EA
2	1431844	SHIM .125" THK, 1.25" HOLE	4	EA
3	1432557	COUNTERWEIGHT 600S	1	EA
4	5563533	BOLT, HXHD M24X3X60YLZN GR10.9	4	EA
5	5563727	WASHER FENDER M24X72OD GR10.9	8	EA
6	056064 024	Nut, NylockNut DIN985 M24 10.0	2	EA
7	5563827	HHCS M24 X 3 X 200 G 10.9 ZP	2	EA

REPAIR PARTS



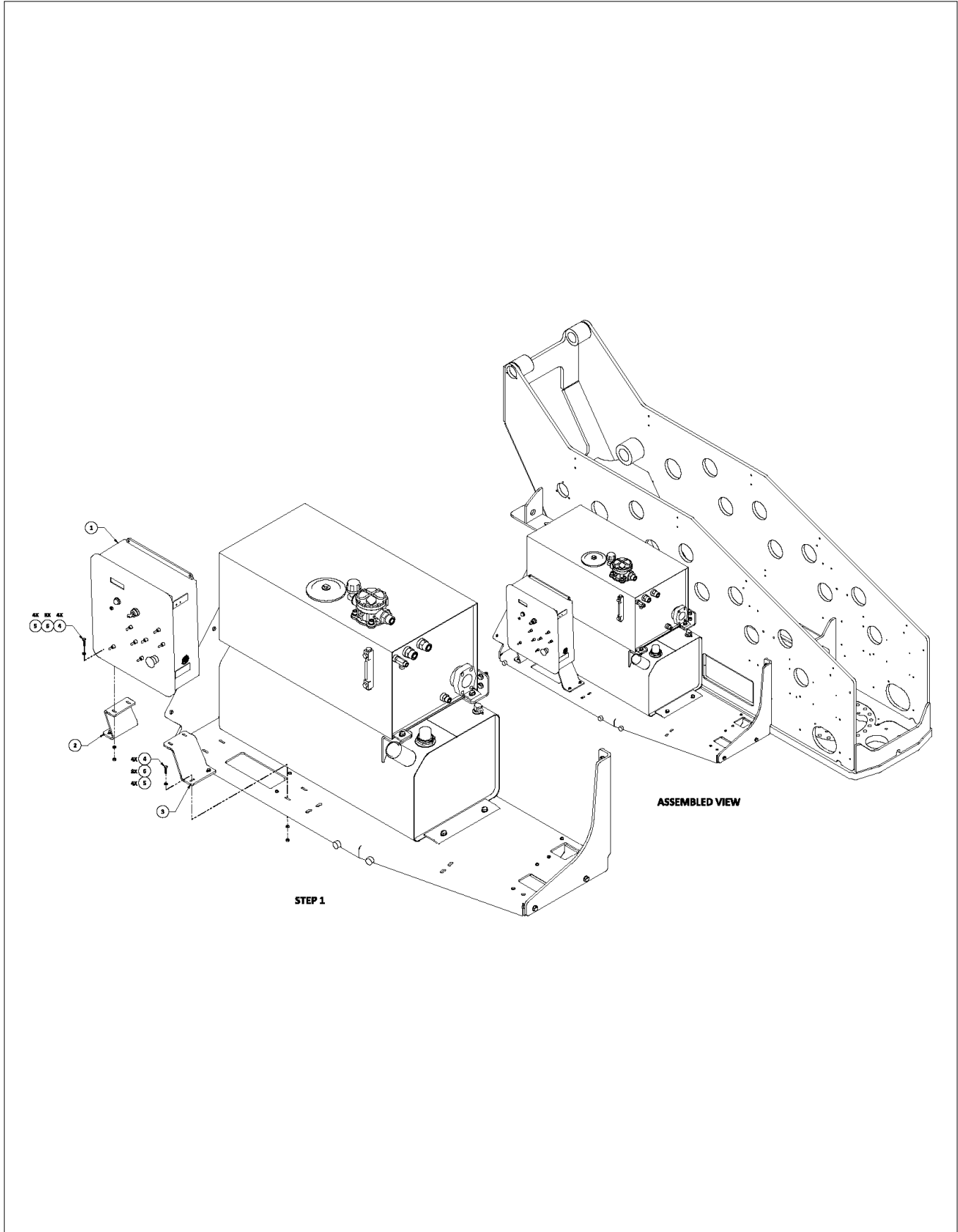
アイテム	部品番号	名前	数量	UOM
	1432174A	TURRET COUNTERWEIGHT 660SJ INSTALL		EA
1	1430838	COUNTERWEIGHT, 660SJ JIB ADDON	1	EA
2	1432221	MOUNT JIB COUNTER WEIGHT	1	EA
3	1430895	CS 1/2 GR50 CW ANGLE BRKT	2	EA
4	1430798	600S & 660SJ COUNTER WEIGHT	1	EA
5	1431844	SHIM .125" THK, 1.25" HOLE	4	EA
6	510595 024	WASHER, FLAT M24 DIN 125	16	EA
7	5563533	BOLT, HXHD M24X3X60YLZN GR10.9	8	EA
8	5563195	BLT HEXHD M24 X 3.0 X 70 10.9	2	EA
9	512682 100	HHCS M24X3X100 G10.9 DIN931	2	EA
10	056064 024	Nut, NylockNut DIN985 M24 10.0	4	EA

REPAIR PARTS



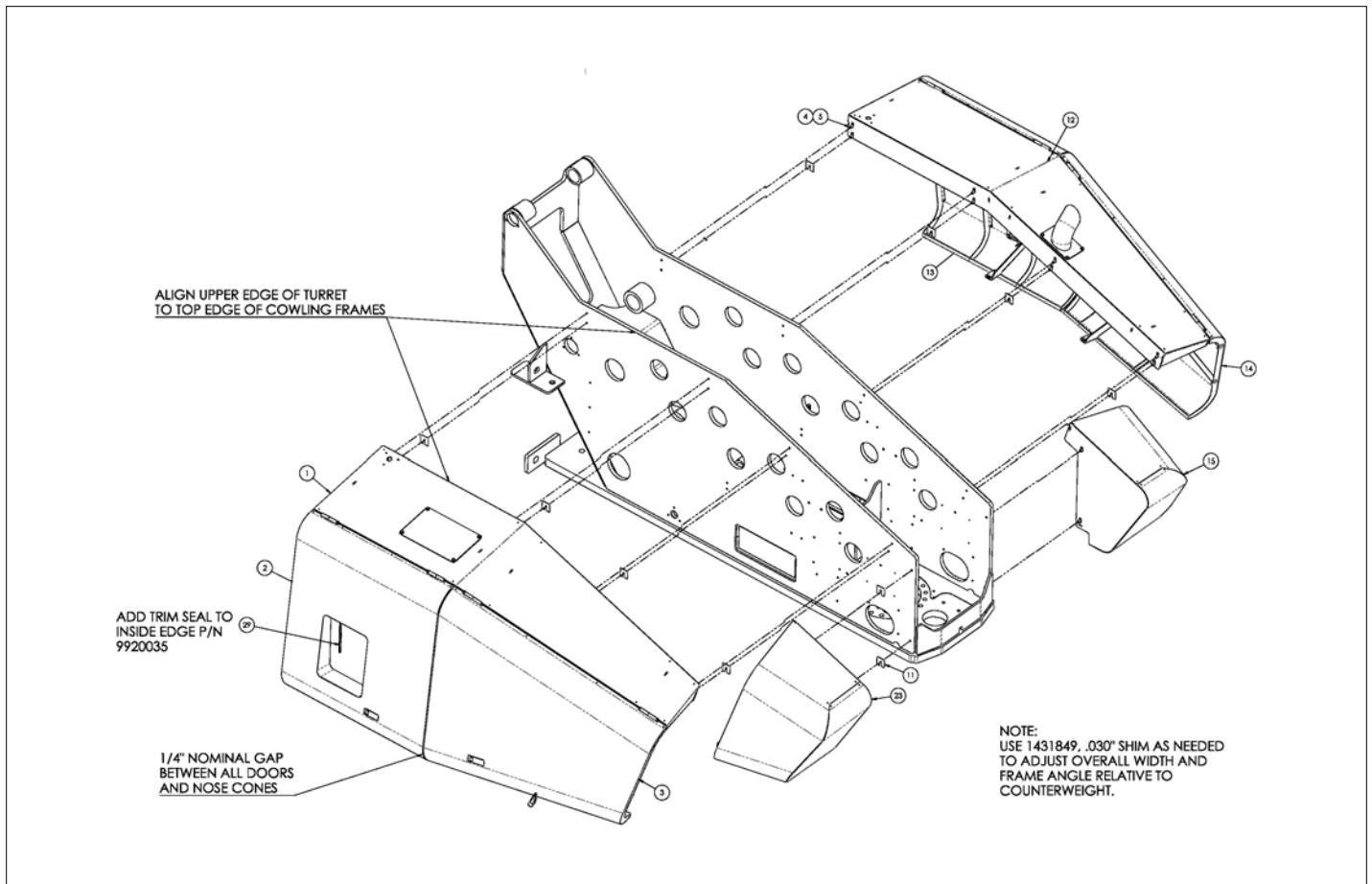
アイテム	部品番号	名前	数量	UOM
	1432547A	LOWER CONTROL BOX CUMMINS 600S INSTALL		EA
1	1432524	BOX LWR CTL CUMNS 600S	1	EA
2	1431860	LOWER CONTROL BRKT LEFT	1	EA
3	1431861	LOWER CONTROL BRKT RIGHT	1	EA
4	512630 025	HHCS M6 X 1 X 25 GR 10.9 DIN 933	8	EA
5	056069 006	WSHR STEELFLATWSHE M6 DIN125A	16	EA
6	056064 006	NUT NYLOCK DIN985 M6 10.0 ZP	8	EA

REPAIR PARTS

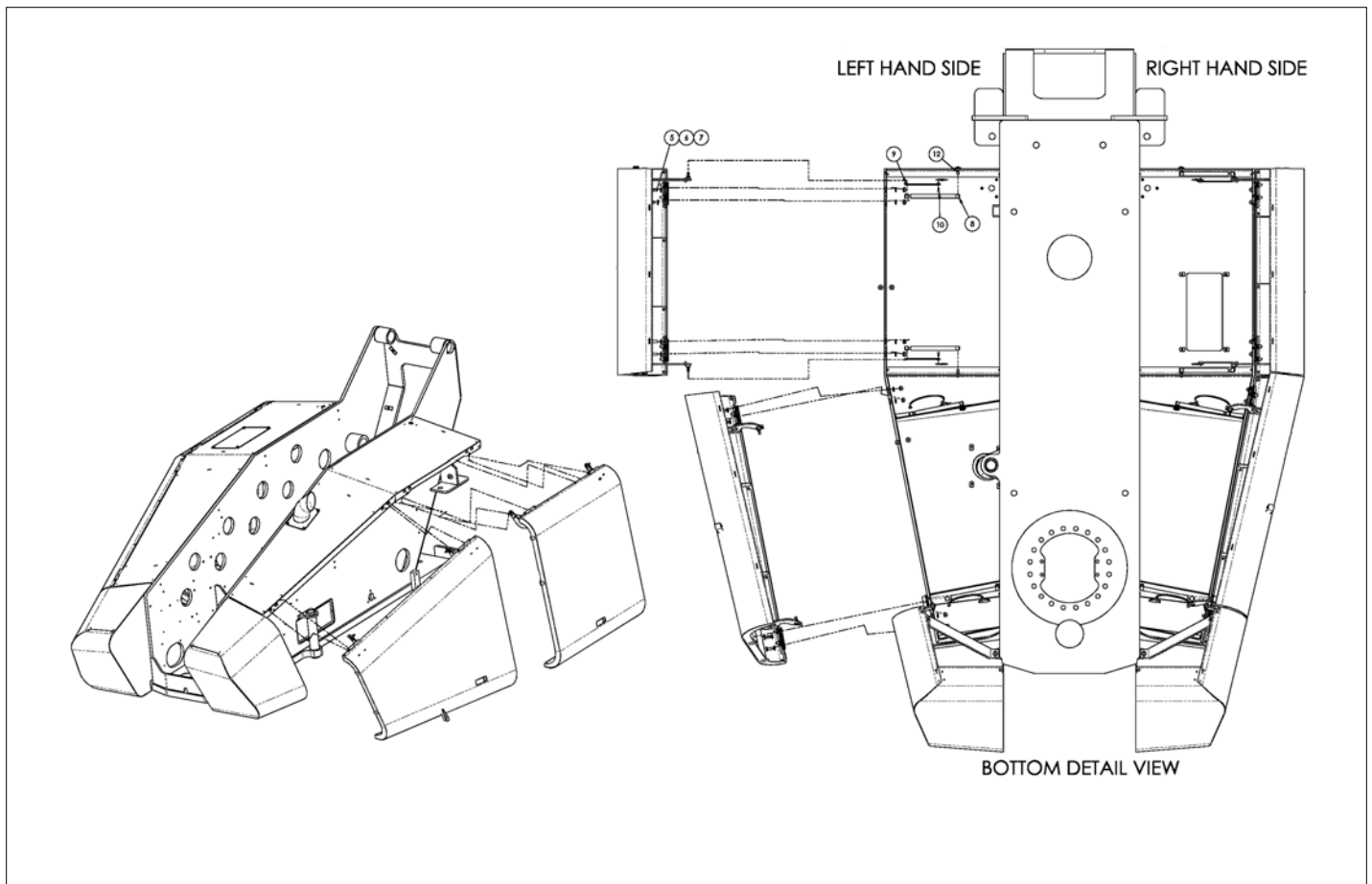


アイテム	部品番号	名前	数量	UOM
Not Shown	1432160A	LOWER CONTROL BOX CUMMINS 660SJ INSTALL		EA
1	5563541	WASHER, FLAT, M6, STEEL, C10.9, YELLOW ZINC	16	EA
2	1432094	BOX CTL LWR CMNS 660SJ	1	EA
3	1431860	LOWER CONTROL BRKT LEFT	1	EA
4	1431861	LOWER CONTROL BRKT RIGHT	1	EA
5	5563484	BOLT HXHD M6X1X25 YL ZN GR10.9	8	EA
6	5563554	NUT HEX M6X1 YL ZN PLT GR10.9	8	EA

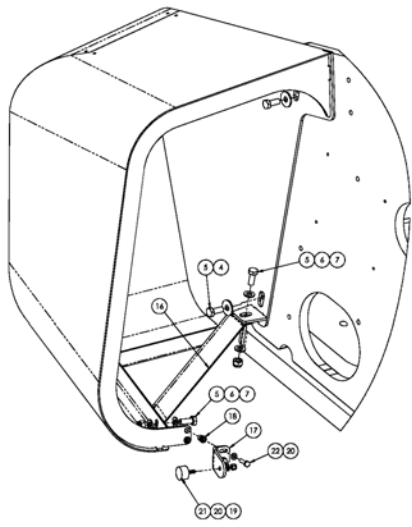
REPAIR PARTS



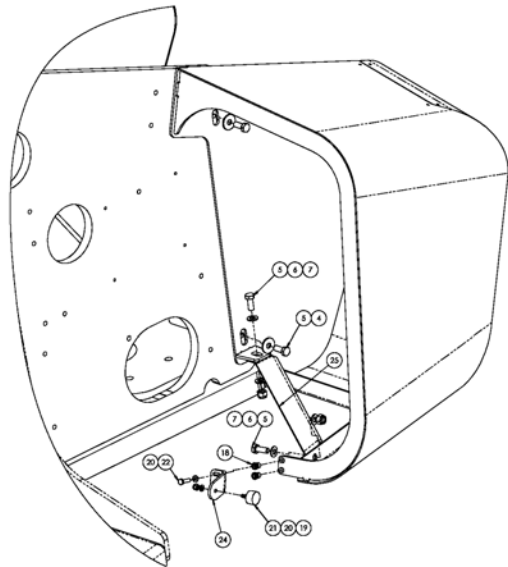
アイテム	部品番号	名前	数量	UOM
	1432047 B	COWLING CUMMINS 660S 660SJ INSTALL		EA
1	1431897	FRAME ASSY LH	1	EA
2	1431898	DOOR ASSY LH REAR	1	EA
3	1431899	DOOR ASSY LH FRONT	1	EA
4	508247 010	Washer,PennyWasher, DIN9021,M1	20	EA
5	058508 025	HHCS M10 X 25MM GR10.9 DIN933	4	EA
6	056069 010	Washer, SteelFlatWasher DIN125A M10 ZincPlated	4	EA
7	056064 010	Nut NylockNut DIN985 M10 10.0	28	EA
8	5516368	GAS SPRING 150#x15.25	8	EA
9	1431539	CABLE DOOR	8	EA
10	5534390	SHOULDR BOLT 6mm x4MM	7	EA
11	1431849	SHIM COWLING, .030"	12	EA
12	1431893	FRAME ASSY RH	1	EA
13	1431895	DOOR ASSY RH REAR	1	EA
14	1431894	DOOR ASSY RH FRONT	1	EA
15	1431959	NOSE CONE RH	1	EA
16	1432042	SUPPORT RH NOSECONE	1	EA
17	1431976	GUSSET	1	EA
18	5076533	RIVNUT M6x1.0 x 4.2 GRIP	4	EA
19	056064 006	NUT NYLOCK DIN985 M6 10.0 ZP	2	EA
20	510561 006	Washer, SteelFlatWasher DIN125	6	EA
21	5563642	BUMPER RUBBER M6X1.0	2	EA
22	512630 025	HHCS M6 X 1 X 25 GR 10.9 DIN 933	4	EA
23	1431968	NOSE CONE LH WA	1	EA
24	1431966	BRACKET BUMPER	1	EA



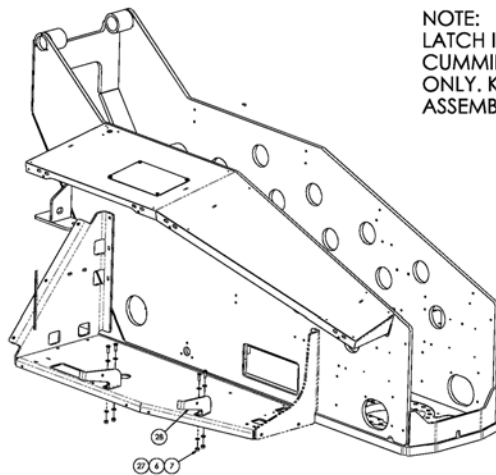
アイテム	部品番号	名前	数量	UOM
25	1432043	SUPPORT LH NOSE CONE	1	EA
26	1432048	MOUNT BUMPER CUMMINS	2	EA
27	058509 030	Bolt, HexBolt DIN931 M10 x 30mm 10.9 Dacromet	8	EA
28	1431492	MOUNT BUMPER	2	EA
29	9920035	TRIMSEAL X3/16G TRIM LOK	5	EA
Not Shown	1432653	SIKAFAST EPOXY MIX TIP	4	EA
Not Shown	1432044	SIKAFAST 3131S PANEL ADHESIVE	1	EA



RIGHT HAND VIEW-NOSE CONE



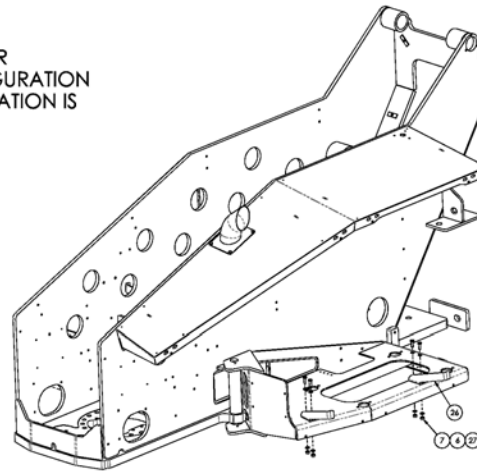
LEFT HAND VIEW-NOSE CONE



NOTE: HOLE FEATURE IN LATCH IS CORRECT PART

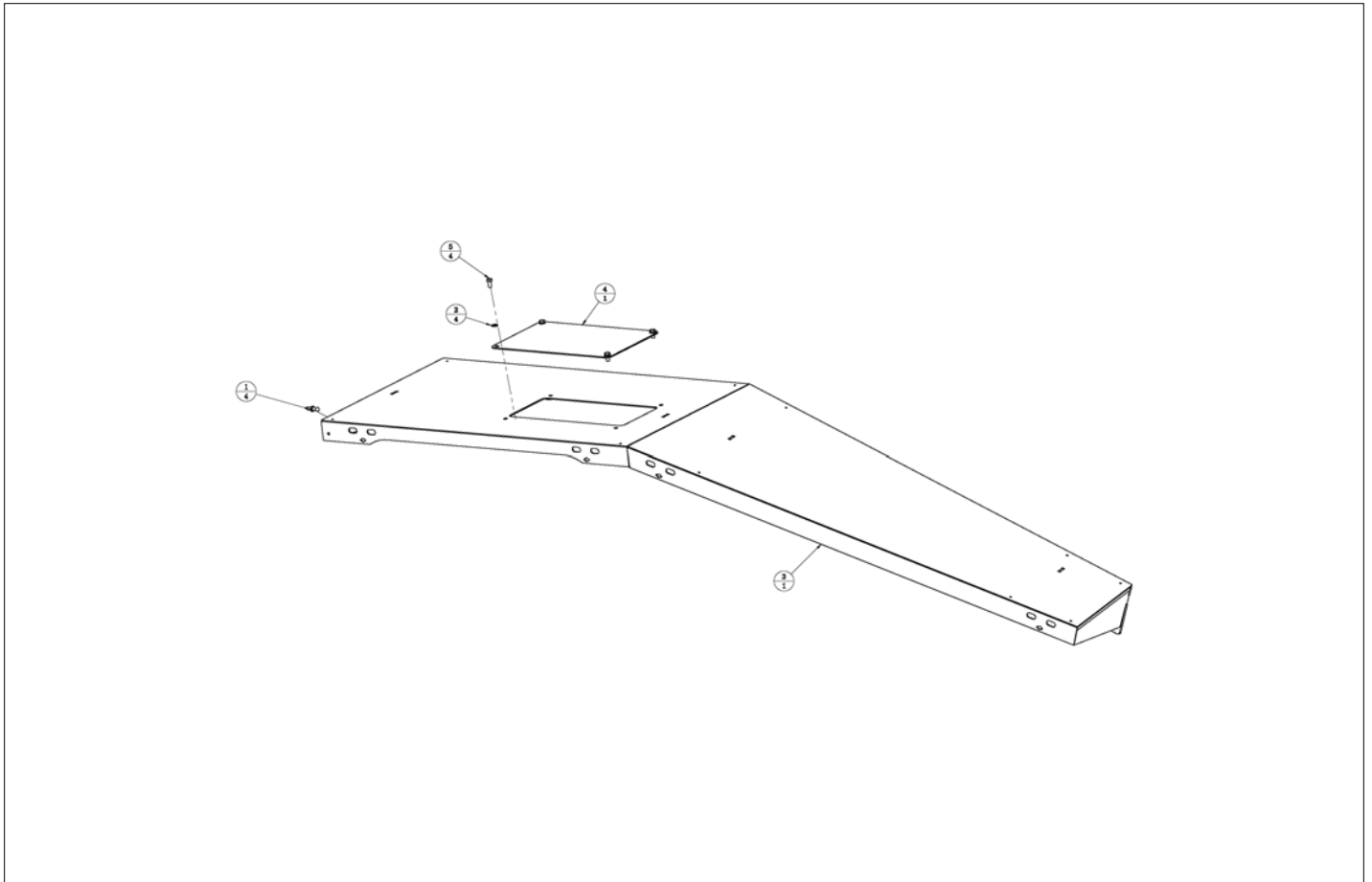
TANK TRAY LATCH INSTALLATION

NOTE:
LATCH INSTALLATION IS FOR
CUMMINS ENGINE CONFIGURATION
ONLY. KUBOTA CONFIGURATION IS
ASSEMBLY 1431891.



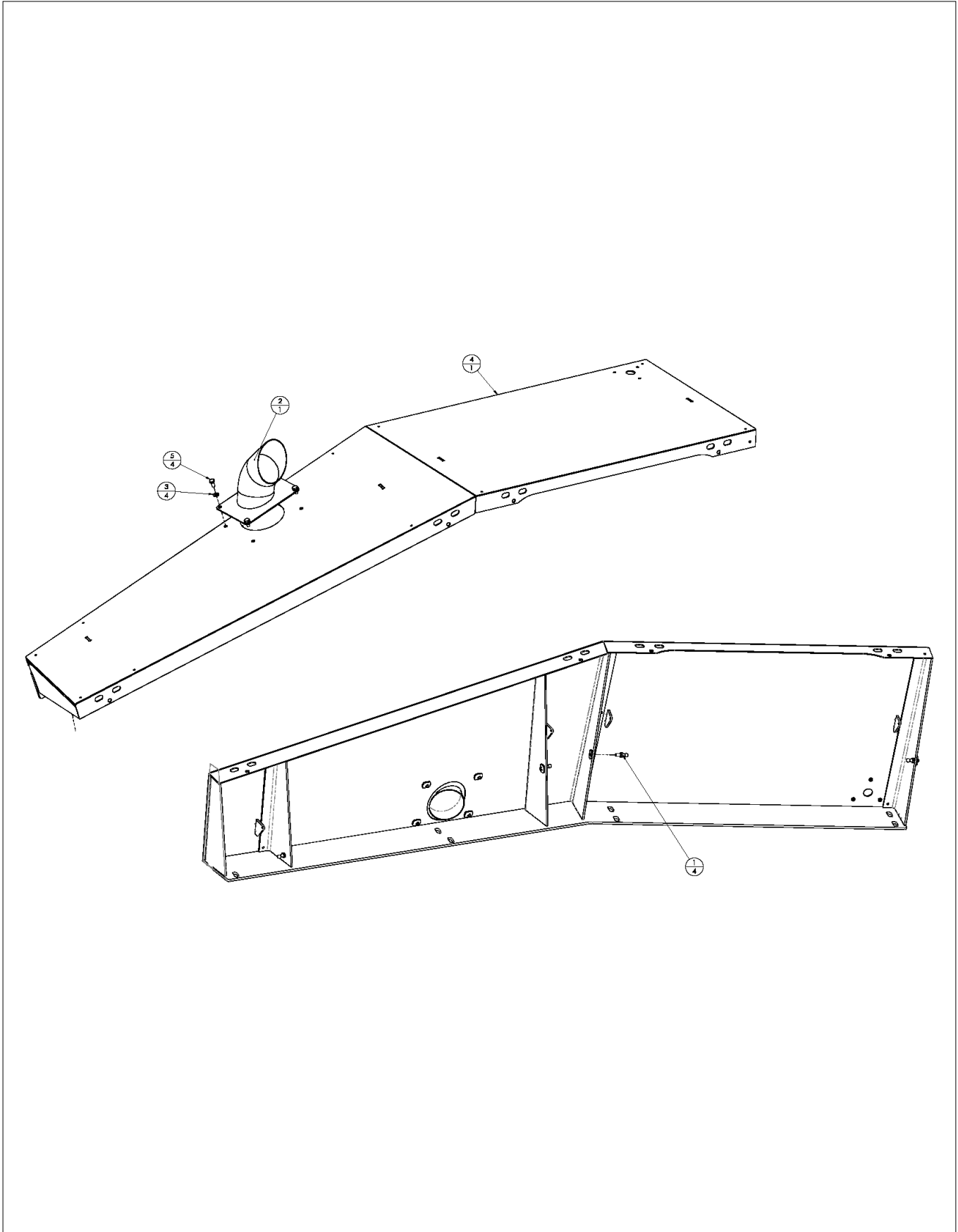
ENGINE TRAY LATCH INSTALLATION

REPAIR PARTS



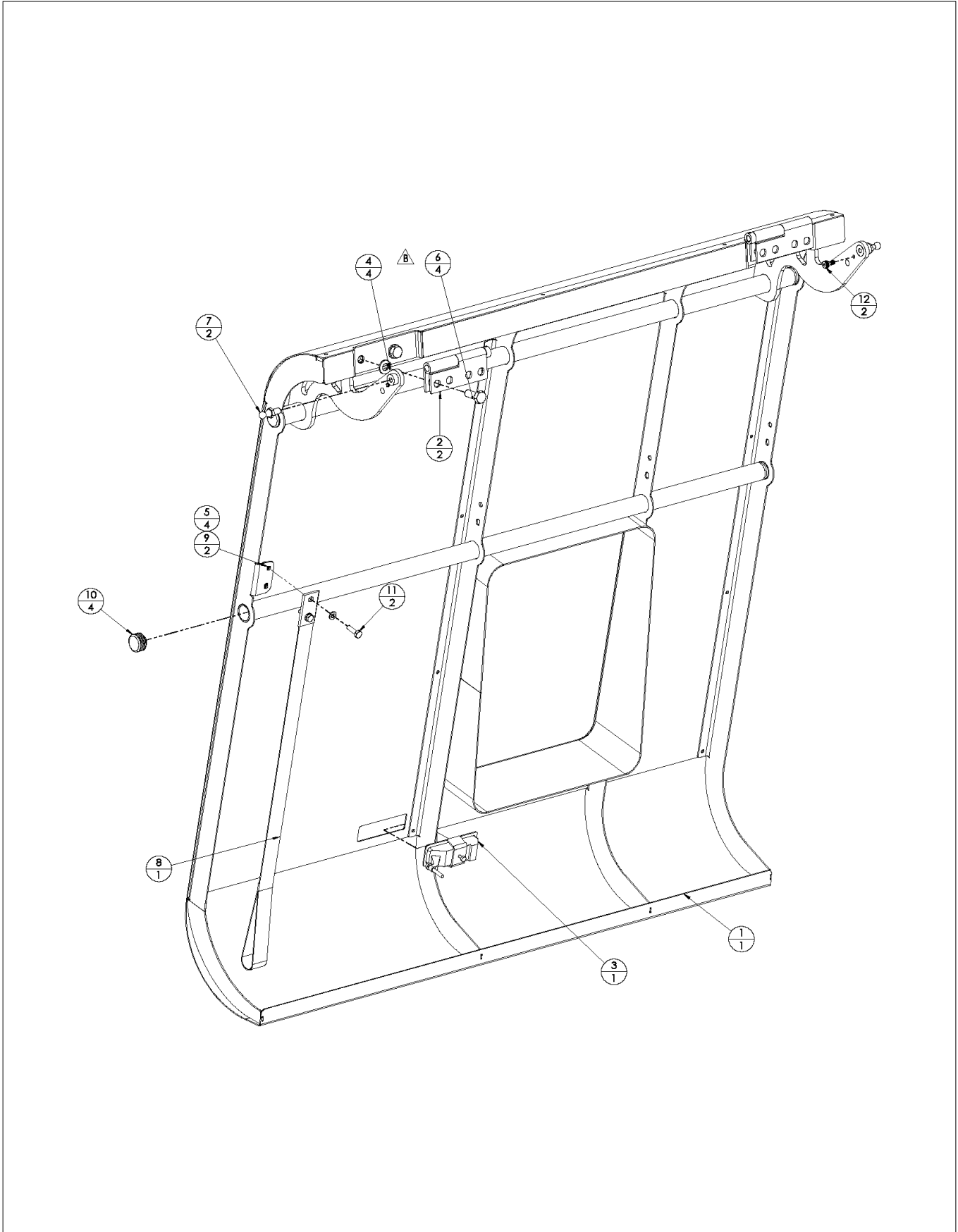
アイテム	部品番号	名前	数量	UOM
	1431897 B	FRAME LEFT HAND ASSEMBLY		EA
1	5534385	10 MM BALL STUD, .3125 18	4	EA
2	056069 008	WASHER, STEELFLATWASHER DIN12M8 FLAT WASHER DIN 125	4	EA
3	1431933	FRAME WA LH	1	EA
4	1431544	COVER HAND	1	EA
5	510681 016	HHCS M8X1.25X16 G10.9 ISO 4014	4	EA

REPAIR PARTS



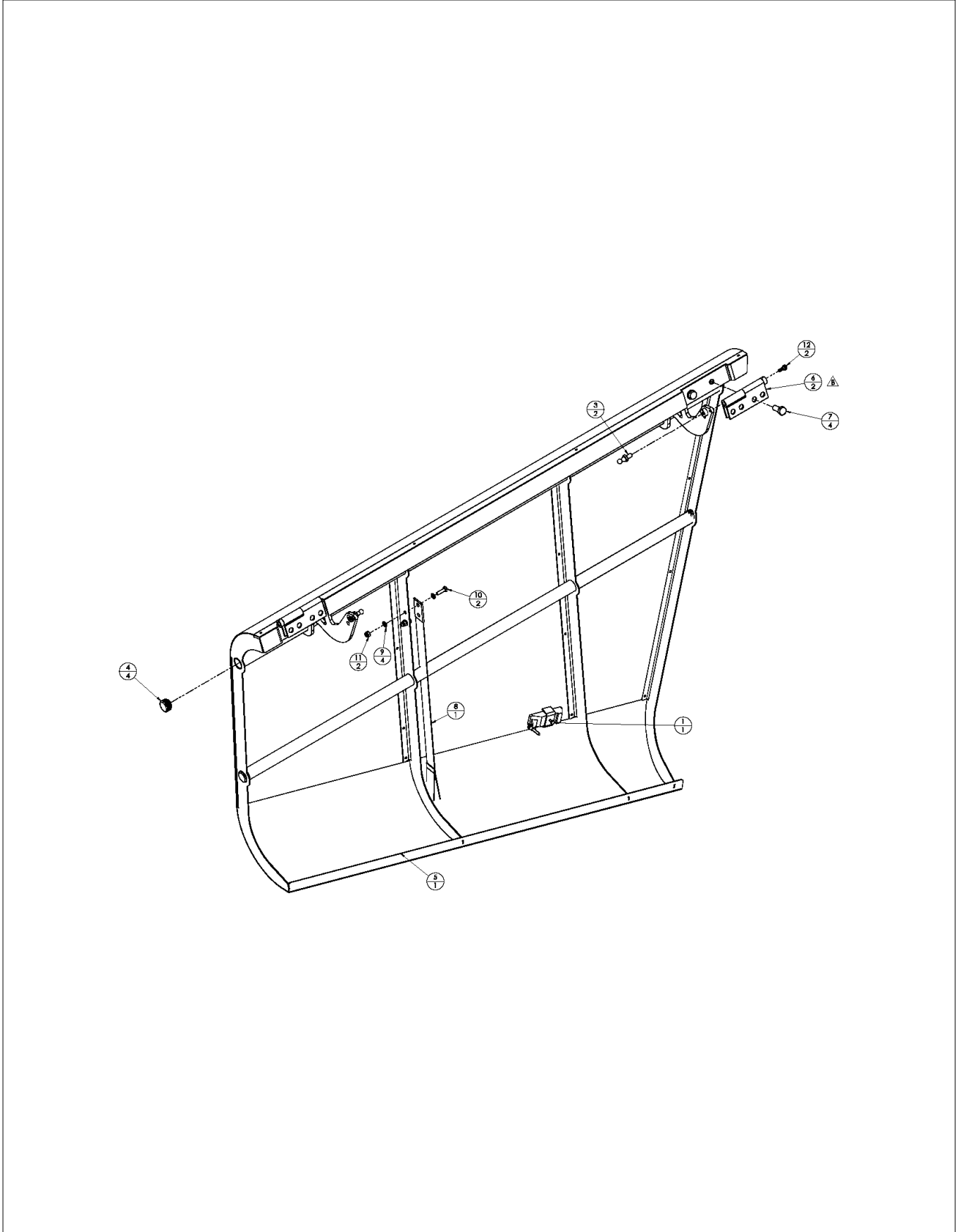
アイテム	部品番号	名前	数量	UOM
	1431893 B	FRAME RIGHT HAND ASSEMBLY		EA
1	5534385	10 MM BALL STUD, .3125 18	4	EA
2	1431073	MUFFLER WA	1	EA
3	056069 008	WASHER, STEELFLATWASHER DIN12M8 FLAT WASHER DIN 125	4	EA
4	1431901	FRAME WA RH	1	EA
5	510681 016	HHCS M8X1.25X16 G10.9 ISO 4014	4	EA

REPAIR PARTS



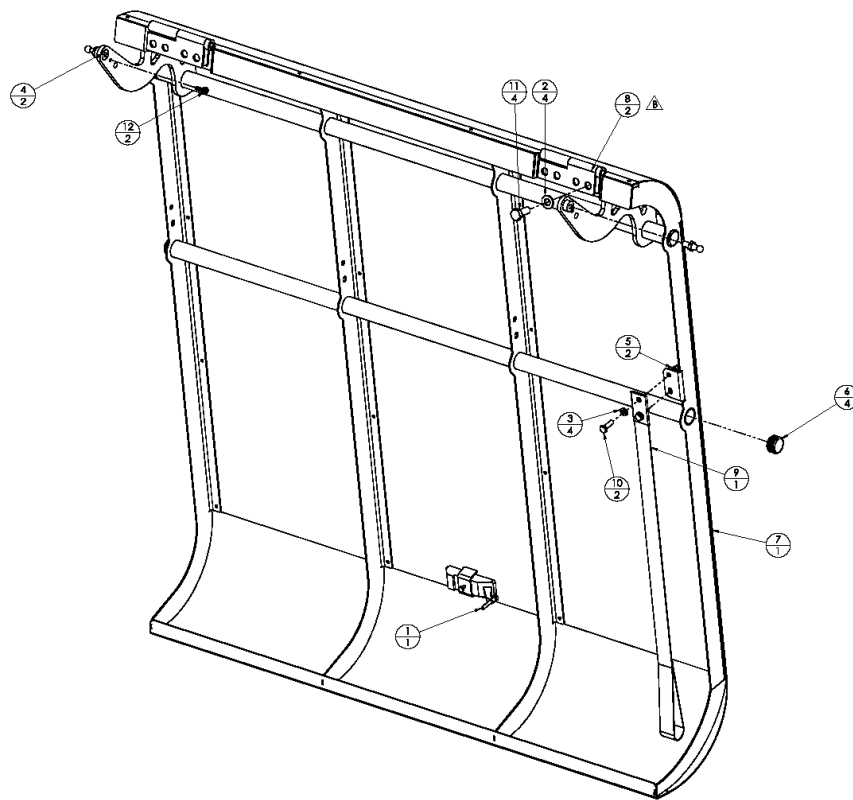
アイテム	部品番号	名前	数量	UOM
	1431898B	DOOR LEFT HAND REAR ASSEMBLY		EA
1	1431953	DOOR WA LH REAR	1	EA
2	5516370	HINGE .375 PIN ASSY	2	EA
3	5510022	ADJUSTABLE LEVER LATCH	1	EA
4	056069 010	Washer, SteelFlatWasher DIN125A M10 ZincPlated	4	EA
5	056069 006	WSHR STEELFLATWSHE M6 DIN125A	4	EA
6	058508 025	HHCS M10 X 25MM GR10.9 DIN933	4	EA
7	5534385	10 MM BALL STUD, .3125 18	2	EA
8	5516357	STRAP NYLON, 24 INCH	1	EA
9	056064 006	NUT NYLOCK DIN985 M6 10.0 ZP	2	EA
10	2540015	PLUG PIPE, .84 .93" ID	4	EA
11	512630 020	HHCS M6 X X 20 G10.9 DIN 933	2	EA
12	5534390	SHOULDR BOLT 6mm x4MM	2	EA

REPAIR PARTS



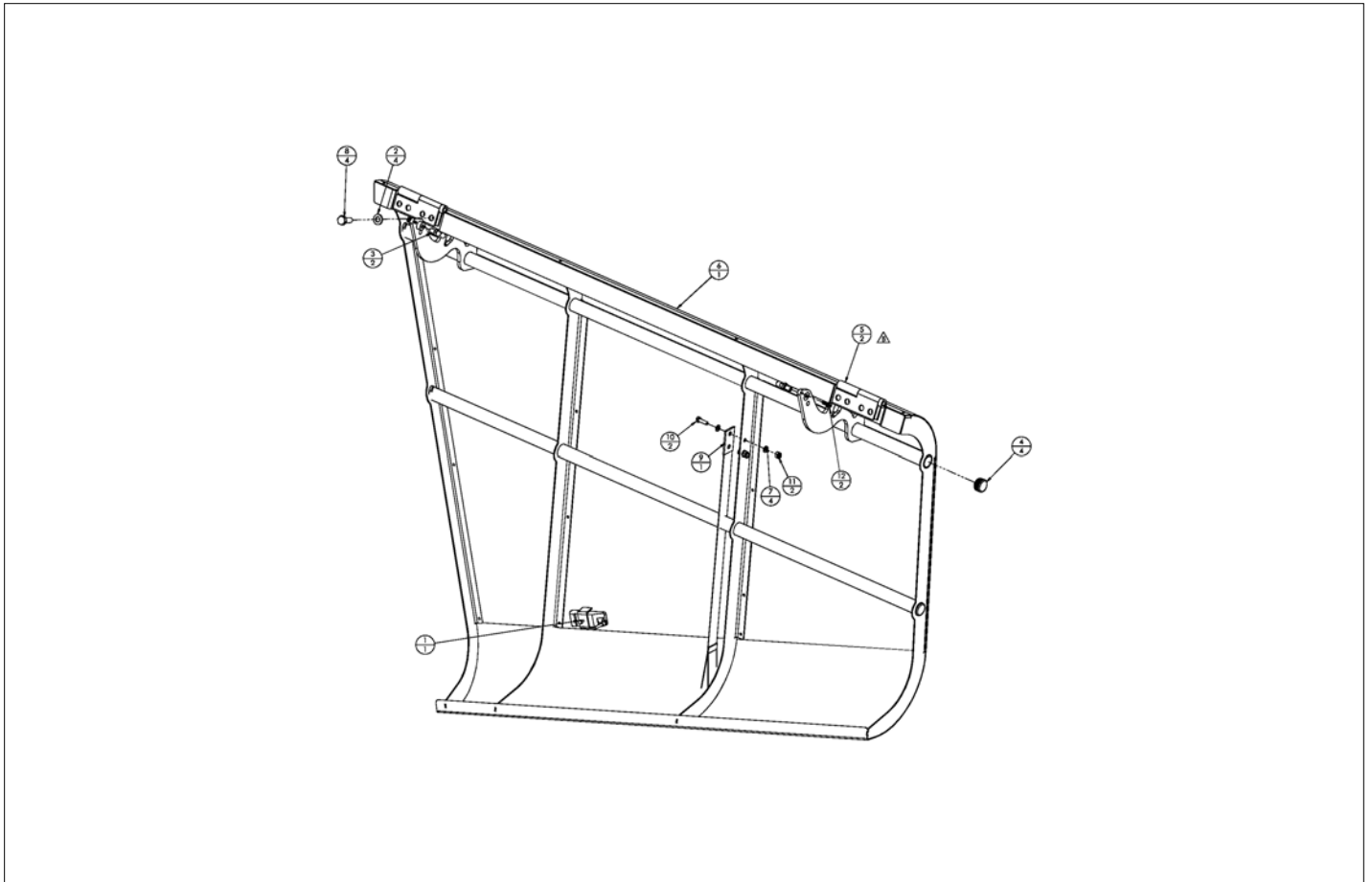
アイテム	部品番号	名前	数量	UOM
	1431899B	DOOR LEFT HAND FRONT ASSEMBLY		EA
1	5510022	ADJUSTABLE LEVER LATCH	1	EA
Not Shown	056069 010	Washer, SteelFlatWasher DIN125A M10 ZincPlated	4	EA
3	5534385	10 MM BALL STUD, .3125 18	2	EA
4	2540015	PLUG PIPE, .84 .93" ID	4	EA
5	1431946	DOOR WA LH FRONT	1	EA
6	5516370	HINGE .375 PIN ASSY	2	EA
7	058508 025	HHCS M10 X 25MM GR10.9 DIN933	4	EA
8	5516357	STRAP NYLON, 24 INCH	1	EA
9	056069 006	WSHR STEELFLATWSHE M6 DIN125A	4	EA
10	512630 020	HHCS M6 X X 20 G10.9 DIN 933	2	EA
11	056064 006	NUT NYLOCK DIN985 M6 10.0 ZP	2	EA
12	5534390	SHOULDR BOLT 6mm x4MM	2	EA

REPAIR PARTS



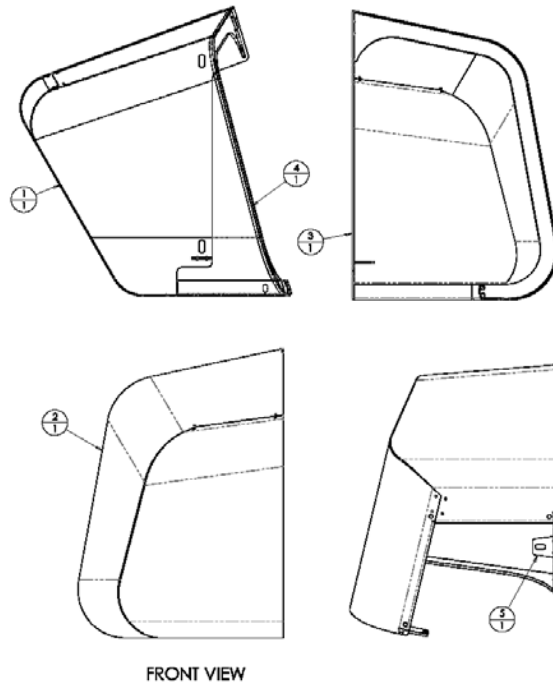
アイテム	部品番号	名前	数量	UOM
	1431895B	DOOR RIGHT HAND REAR ASSEMBLY		EA
1	5510022	ADJUSTABLE LEVER LATCH	1	EA
2	056069 010	Washer, SteelFlatWasher DIN125A M10 ZincPlated	4	EA
3	056069 006	WSHR STEELFLATWSHE M6 DIN125A	4	EA
4	5534385	10 MM BALL STUD, .3125 18	4	EA
5	056064 006	NUT NYLOCK DIN985 M6 10.0 ZP	2	EA
6	2540015	PLUG PIPE, .84 .93" ID	4	EA
7	1431912	DOOR WA RH REAR	1	EA
8	5516370	HINGE .375 PIN ASSY	2	EA
9	5516357	STRAP NYLON, 24 INCH	1	EA
10	512630 020	HHCS M6 X X 20 G10.9 DIN 933	2	EA
11	058508 025	HHCS M10 X 25MM GR10.9 DIN933	4	EA
12	5534390	SHOULDR BOLT 6mm x4MM	2	EA

REPAIR PARTS



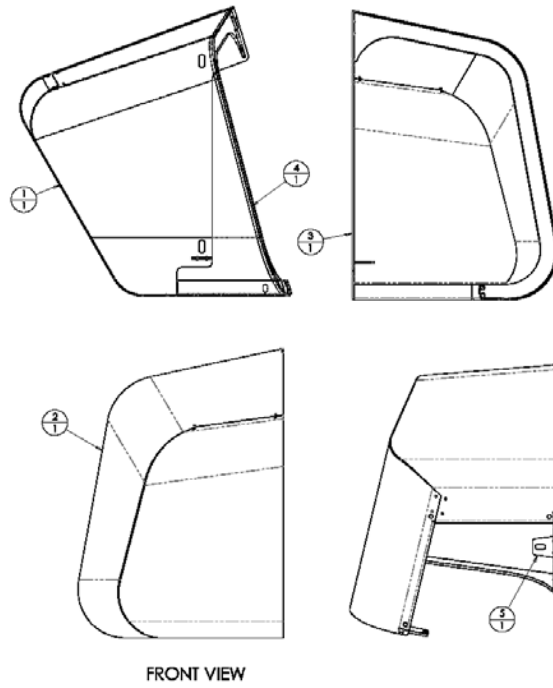
アイテム	部品番号	名前	数量	UOM
	1431894 B	DOOR RIGHT HAND FRONT ASSEMBLY		EA
1	5510022	ADJUSTABLE LEVER LATCH	1	EA
2	056069 010	Washer, SteelFlatWasher DIN125A M10 ZincPlated	4	EA
3	5534385	10 MM BALL STUD, .3125 18	2	EA
4	2540015	PLUG PIPE, .84 .93" ID	4	EA
5	5516370	HINGE .375 PIN ASSY	2	EA
6	1431922	DOOR WA RH FRONT	1	EA
7	056069 006	WSHR STEELFLATWSHE M6 DIN125A	4	EA
8	058508 025	HHCS M10 X 25MM GR10.9 DIN933	4	EA
9	5516357	STRAP NYLON, 24 INCH	1	EA
10	512630 020	HHCS M6 X X 20 G10.9 DIN 933	2	EA
11	056064 006	NUT NYLOCK DIN985 M6 10.0 ZP	2	EA
12	5534390	SHOULDR BOLT 6mm x4MM	2	EA

REPAIR PARTS



アイテム	部品番号	名前	数量	UOM
	1431959 B	NOSE CONE RIGHT HAND		EA
1	1431960	NOSE FRONT	1	EA
2	1431961	NOSE LEFT	1	EA
3	1431962	PLATE MOUNTING	1	EA
4	1431965	NOSE LEFT	1	EA
5	1432041	TAB NOSE CONE	1	EA

REPAIR PARTS



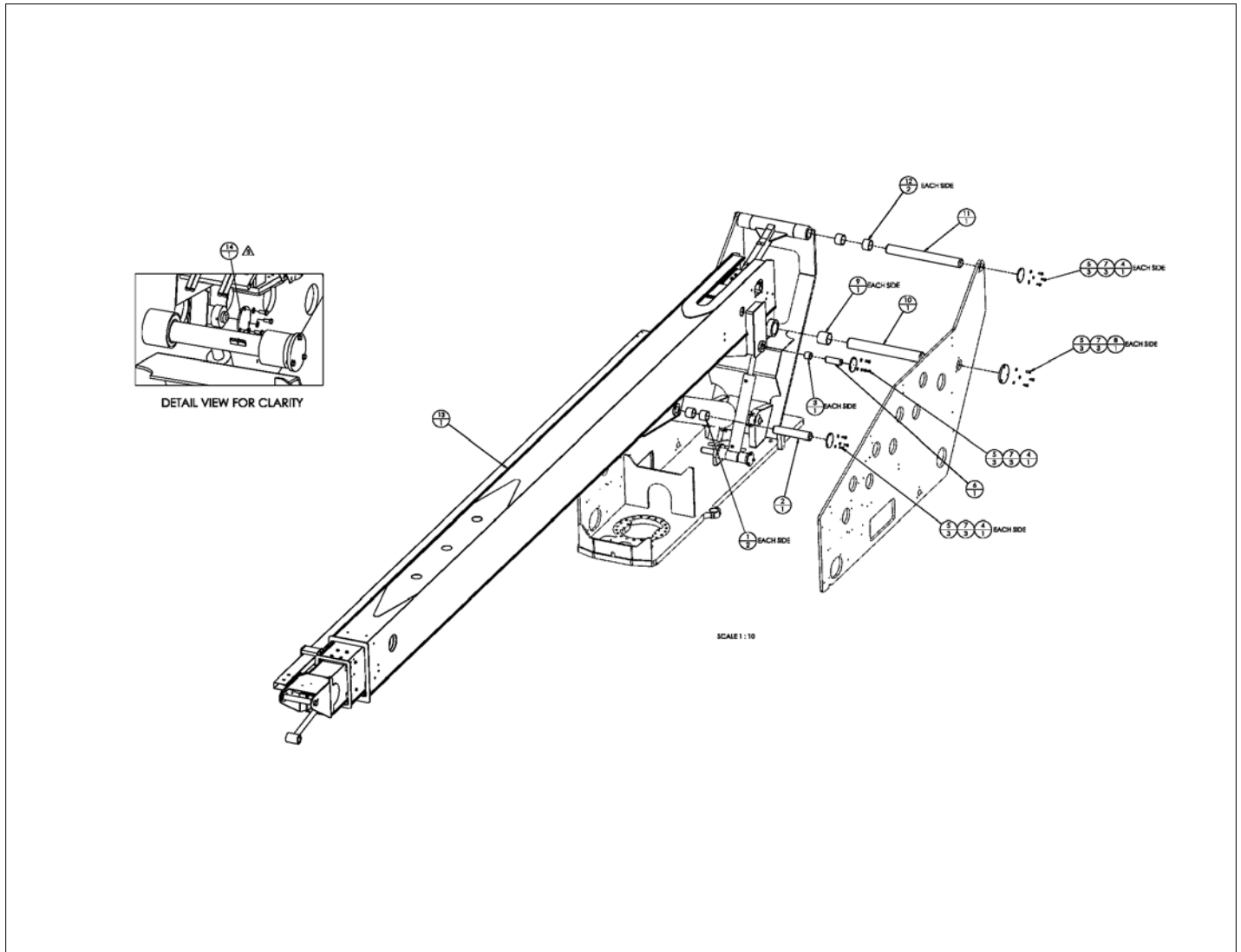
アイテム	部品番号	名前	数量	UOM
	1431968B	NOSE CONE LEFT HAND		EA
1	1431969	NOSE FRONT	1	EA
2	1431970	NOSE CONE SIDE	1	EA
3	1431962	PLATE MOUNTING	1	EA
4	1431971	GUSSET	1	EA
5	1432041	TAB NOSE CONE	1	EA

REPAIR PARTS

**NO IMAGE AVAILABLE
(BOM FOR REFERENCE ONLY)**

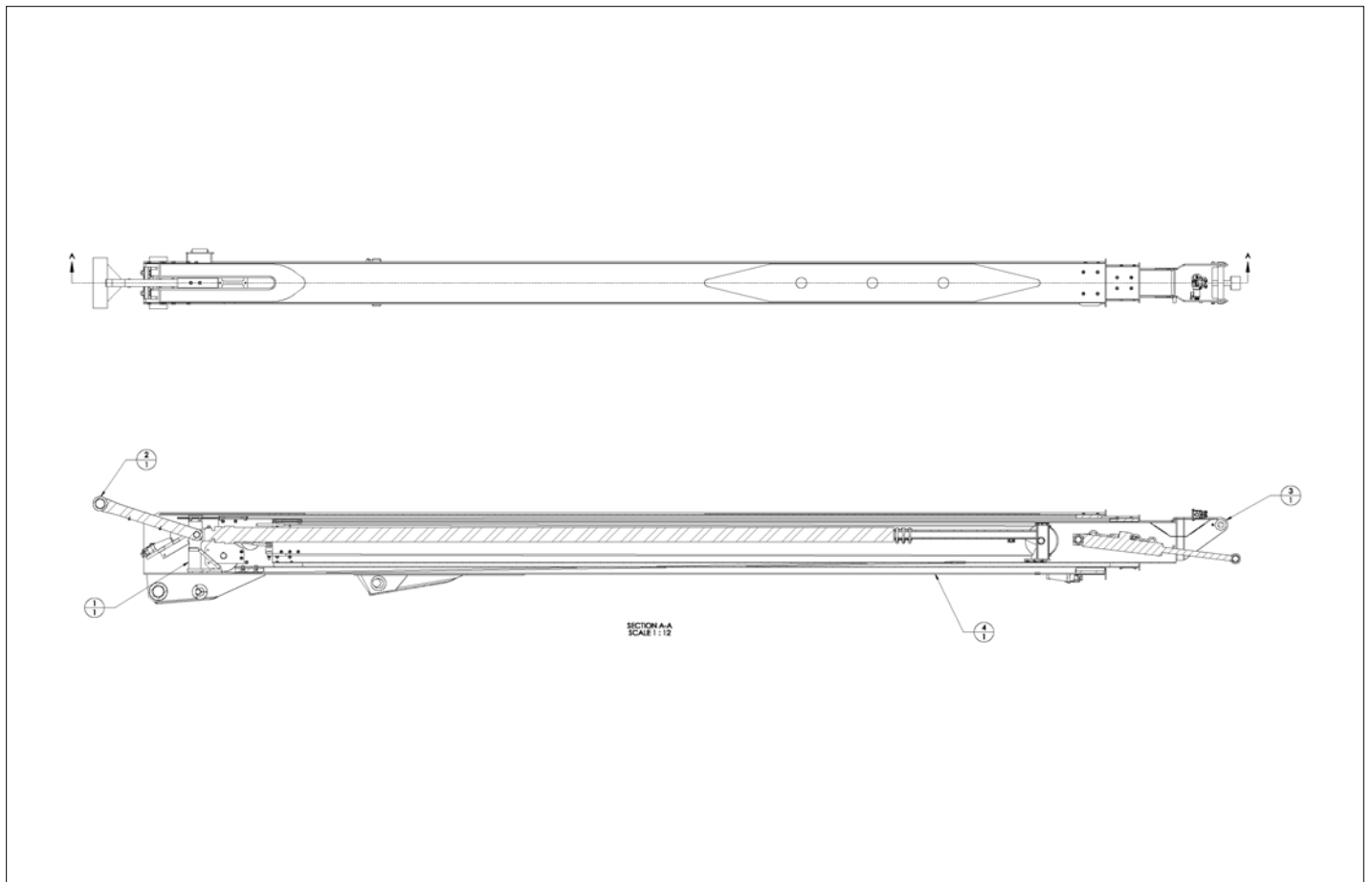
アイテム	部品番号	名前	数量	UOM
Not Shown	1434251 A	WARE PAD CABLE ANCHOR UPDATE SN's 660SJ 11 161200002 TO 660SJ 11 170600039		EA
1	511228 000 1	CABLE ANCHOR	1	EA
2	056069 012	WASHER DIN125A M12 ZP	6	EA
3	5563508	BOLT HEXBOLT DIN931 M12 X 1.75 X 30 10.11	6	EA
4	056069 010	Washer, SteelFlatWasher DIN125A M10 ZincPlated	14	EA
5	058508 025	HHCS M10 X 25MM GR10.9 DIN933	2	EA
6	1434217	WARE PAD, 660SJ TIP BOOM GEN1 UPPER	1	EA
7	1434218	WARE PAD 660SJ MID BOOM GEN1 UPPER	1	EA
8	1434219	SHIM 660SJ TIP BOOM GEN1	2	EA
9	056066 010	Nut, NylockNut DIN985 M10 8.0ZincPlated	12	EA
10	5563999	FSHCS M10 X 1.50 X 40 CLASS 8.8 DIN7991	12	EA
11	TCB 19.013	WARE PAD KIT/CABLE ANCHOR KIT, 660SJ INSTALLATION PROCEDURE	1	EA

REPAIR PARTS



アイテム	部品番号	名前	数量	UOM
	1432246 B	MAIN BOOM INSTALL		EA
1	2509848	BUSHING, LIFT CYLINDER LOWER	4	EA
2	1431554	PIN, BOOM LIFT CYL END	1	EA
3	2509849	BUSHING 40X50X6	2	EA
4	1431508	PLATE, FLOATING PIN COVER	5	EA
5	058508 025	HHCS M10 X 25MM GR10.9 DIN933	24	EA
6	1431555	PIN, MASTER CYLINDER ROD END	1	EA
7	5563543	WSHR, FLAT M10 YL ZN GR 10.9	24	EA
8	1431003	PLATE, RETAINER PIN	2	EA
9	2504857	BEARING	2	EA
10	1431002	PIN MAIN BOOM	1	EA
11	1431511	PIN, INTERACTIVE LINK	1	EA
12	511302 000	65 ID X 75 OD X 50 MM LONG BEARING	4	EA
13	1432247	MAIN BOOM ASSEMBLY	1	EA
14	1432652	COVER, MASTER CYL	1	EA

REPAIR PARTS

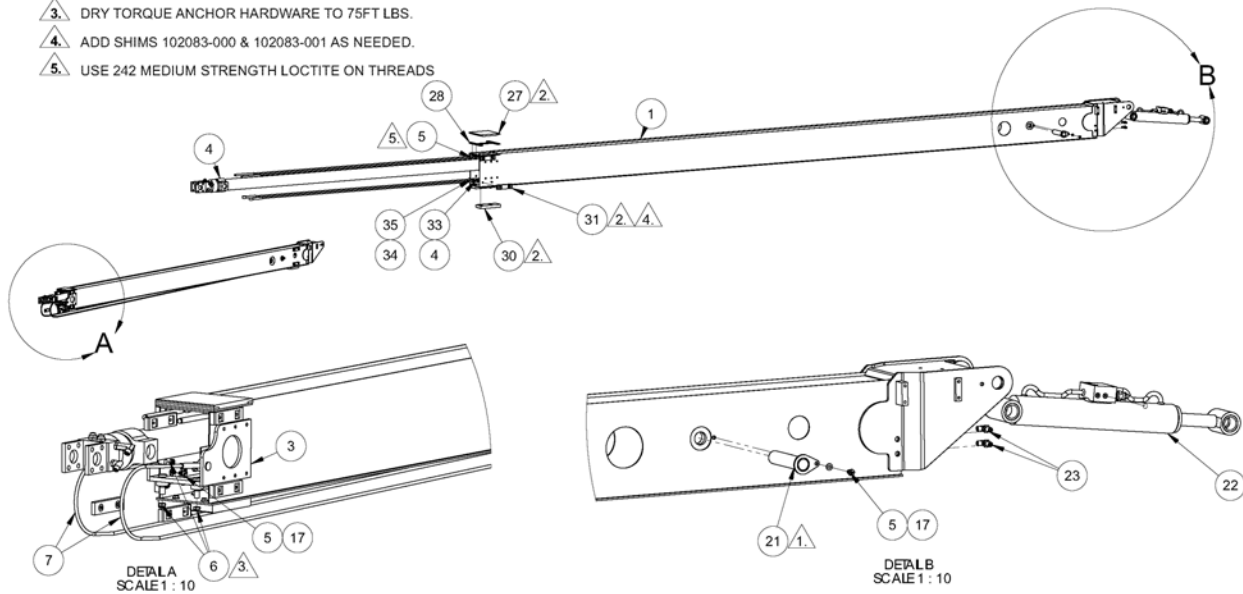


アイテム	部品番号	名前	数量	UOM
	1432247	MAIN BOOM ASSEMBLY		EA
1	1430722	CYLINDER SUPPORT ASSEMBLY	1	EA
2	1430721	BOOMS TO TURRET	1	EA
3	1430723	TIP BOOM TO INTERMEDIATE BOM ASSEMBLY	1	EA
4	511541 500	BASE BOOM WELDMENT	1	EA

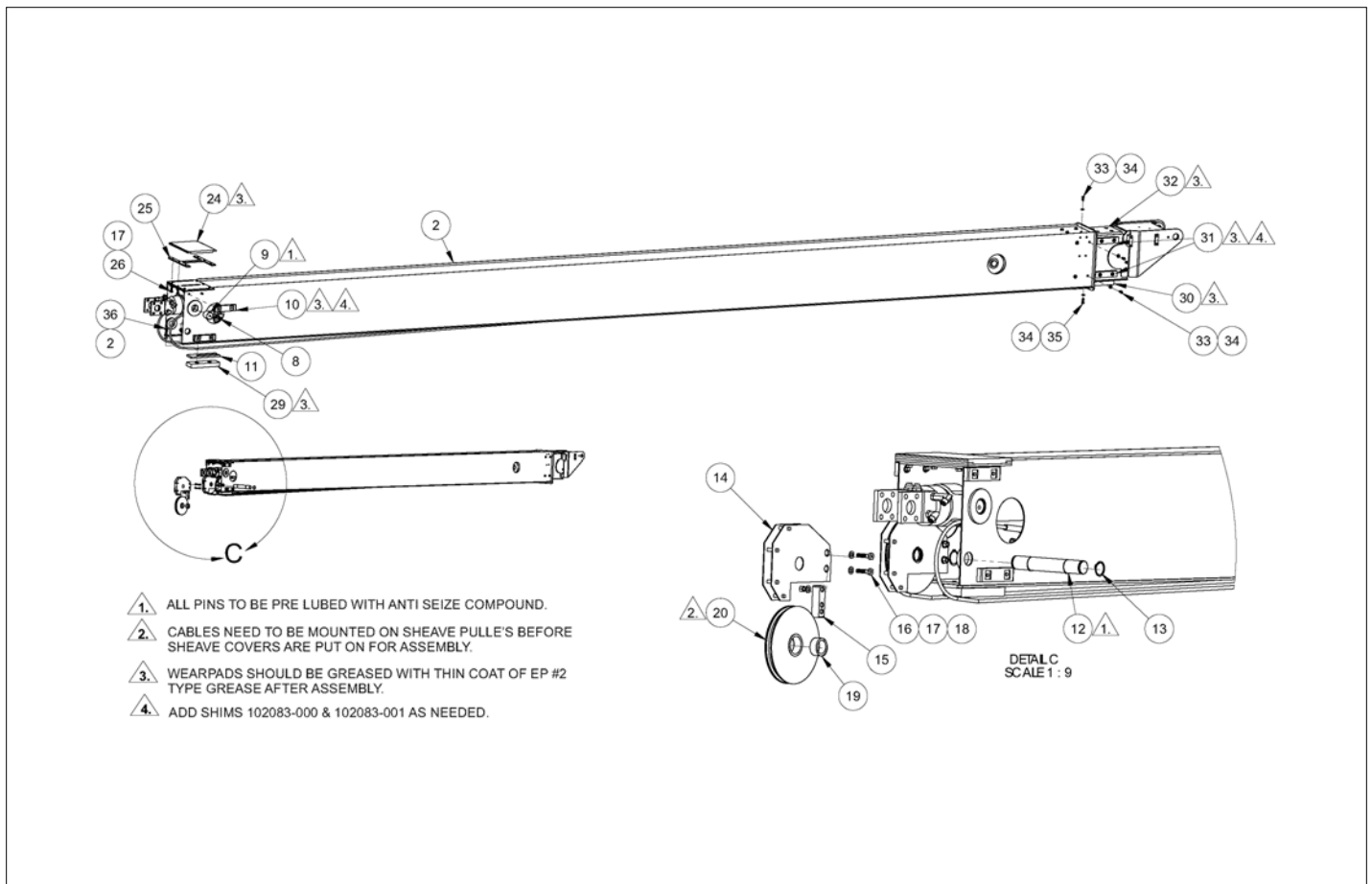
REPAIR PARTS

NOTES:

- 1. ALL PINS TO BE PRE LUBED WITH ANTI SEIZE COMPOUND.
- 2. WEARPADS SHOULD BE GREASED WITH THIN COAT OF EP #2 TYPE GREASE AFTER ASSEMBLY.
- 3. DRY TORQUE ANCHOR HARDWARE TO 75FT LBS.
- 4. ADD SHIMS 102083-000 & 102083-001 AS NEEDED.
- 5. USE 242 MEDIUM STRENGTH LOCTITE ON THREADS

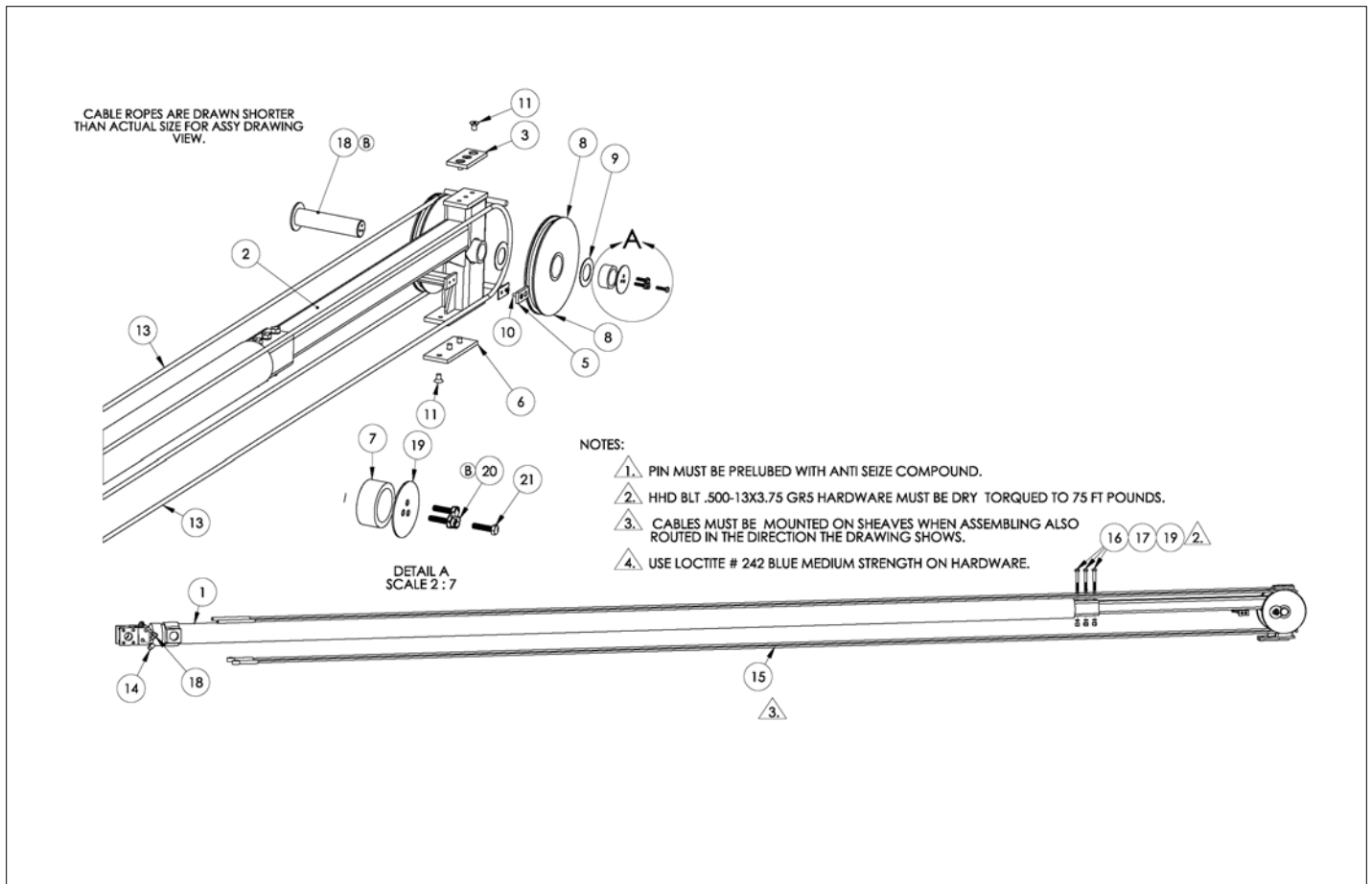


アイテム	部品番号	名前	数量	UOM
	1430723 B	TIP BOOM TO INTERMEDIATE BOOM ASSY		EA
	TCB 19.013	660SJ GEN I BOOM UP DATE S/N 660SJ 11 161200002 660SJ 11 170600039		EA
1	511545 000	TIP BOOM WELDMENT	1	EA
2	511544 501	INTERMEDIATE BOOM WELDMENT	1	EA
3	511291 400	ANCHOR WELDMENT WIRE ROPE	1	EA
4	1430724	TELESCOPE ASSEMBLY	1	EA
5	056060 015	BOLT, HEX BOLT DIN931 M10 X 15MM 8.8 ZINC PLTD	19	EA
6	5560009	NUT 1/2 13 SELF LOCKING	4	EA
7	1431077	WIRE ROPE ASSY RETRACT, (3/8 DIA)	2	EA
8	8010383	45MM INTERNAL SNAP RING DIN 472	2	EA
9	511224 000	PIN, CYLINDER ANCHOR	2	EA
10	102050 000	BEARING SLIDE PAD	4	EA
11	1430867	SHIM, INTER BOTTOM WEAR PAD	1	EA
12	1430993	RETRACT SHEAVE PIN	1	EA
13	968419	SNAP RING 1.50 EXT	4	EA
14	511384 500	SHEAVE COVER	2	EA
15	0074639	SL PAD 1.00 3.563 1.00	2	EA
16	056060 045	Bolt, HexBolt DIN931 M10 x 45mm 8.8 ZincPlated	4	EA
17	056069 010	Washer, SteelFlatWasher DIN125A M10 ZincPlated	27	EA
18	056064 010	Nut NylockNut DIN985 M10 10.0	4	EA
19	2500047	BRG 1.50ID 2.00OD .875	2	EA
20	0081776	SHEAVE	2	EA
21	106566 100	SLAVE CYLINDER BASE PIN	1	EA



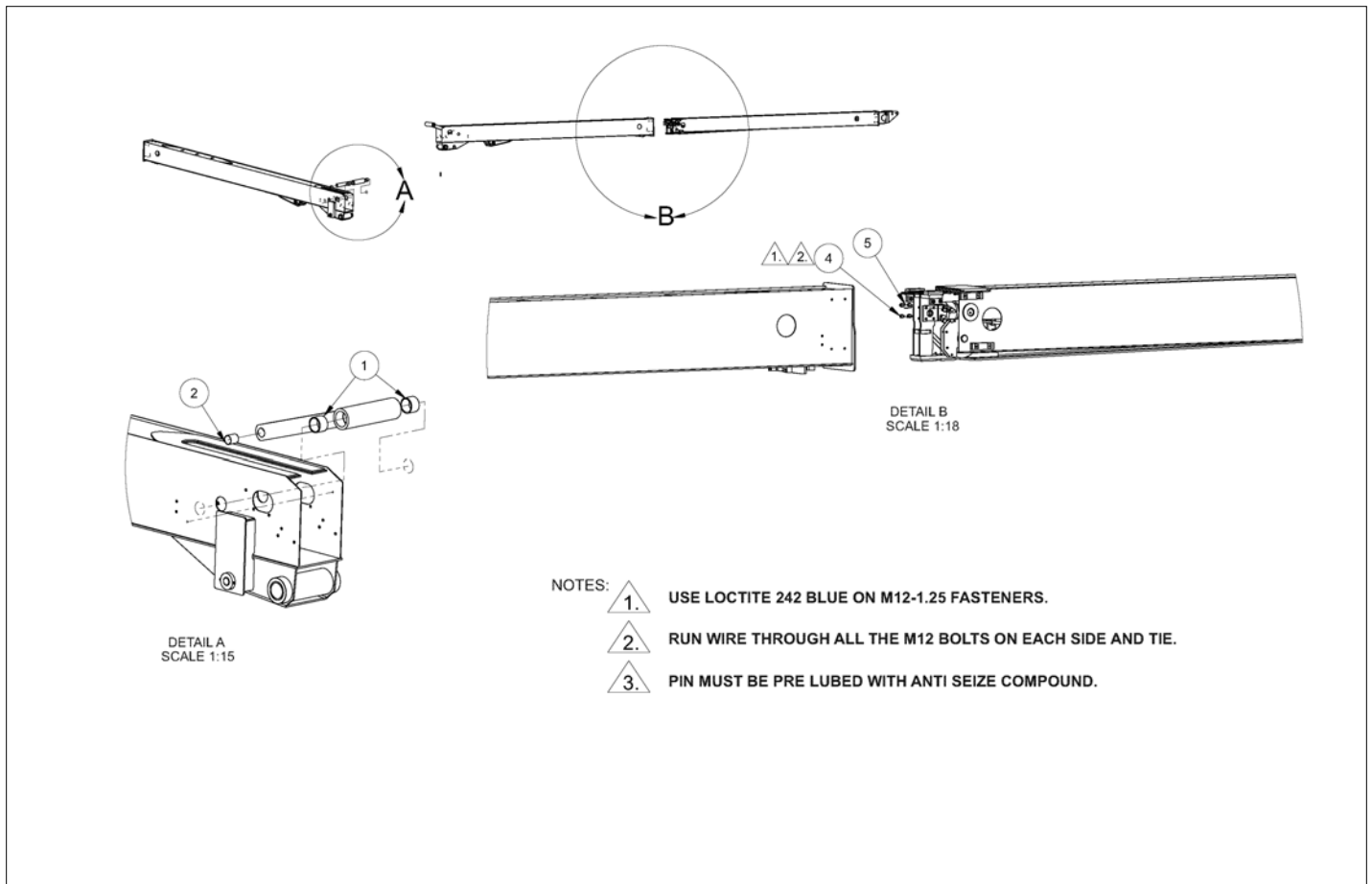
アイテム	部品番号	名前	数量	UOM
22	106540 100	SLAVE LEVEL CYLINDER	1	EA
23	511347 000	4MORFF X 4MORFF 90 ° UNION FITTING	2	EA
24	511390 000	WEARPAD INTERMEDIATE TOP	1	EA
25	511389 000	WEARPAD RETAINER INTERMEDIATE	1	EA
26	056060 020	HEX HD BOLT M10 1.50 X 20MM GR 8.8	6	EA
27	511396 000	WEARPAD INTERMEDIATE TOP	1	EA
28	511397 000	WEARPAD RETAINER TIP BOOM	1	EA
29	511626 000	WEARPAD INTERMEDIATE BOTTOM	1	EA
30	511627 000	WEARPAD TIP BOTTOM	4	EA
31	511628 000	SIDE WEAR PAD	8	EA
32	511629 000	TOP WEARPAD	1	EA
33	970449	HHD BLT .375 16 X .750 GR5	28	EA
34	986299	WASHER, FLAT, .375 STANDARD, PLATED	37	EA
35	970469	HHD BLT .375 16 X 1.00 GR5	8	EA
36	972479	BLT HEXHD .375 16 1.25 GR5	2	EA

REPAIR PARTS

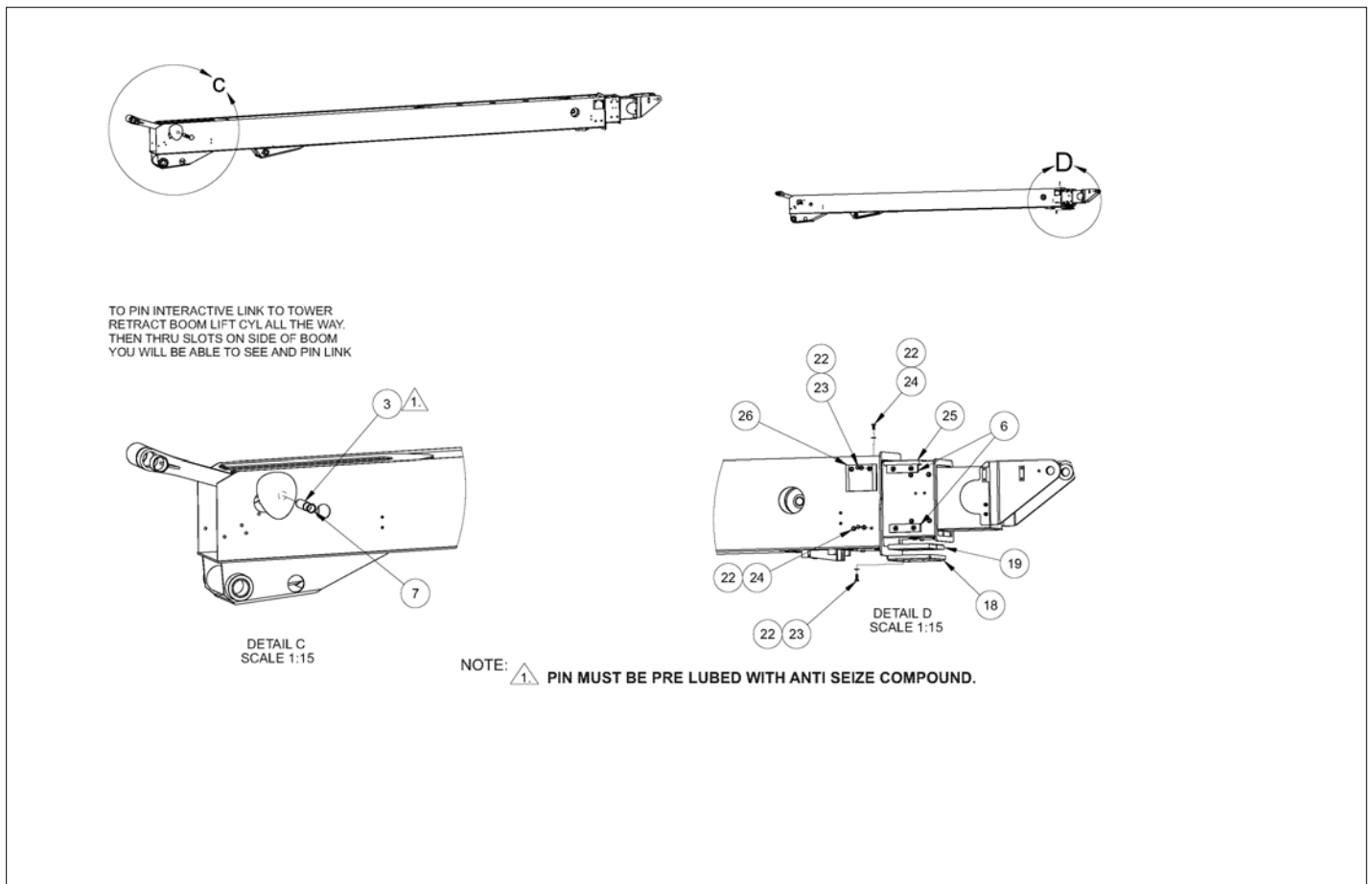


アイテム	部品番号	名前	数量	UOM
	1430724 B	TELESCOPE CYLINDER ASSEMBLY		EA
1	1430666	EXTEND CYLINDER, 3.50X 173 X 2.25	1	EA
2	511205 500	WELDMENT, SHEAVE MOUNT	1	EA
3	511211 000	SLIDE PAD	1	EA
Not Shown	511218 000	Shim, Slide Pad 2mm	2	EA
5	511210 000	Slide Pad Hose Cable Assembly	2	EA
6	511551 000	WEAR PAD, CYLINDER SUPPORT BOTTOM FRONT	1	EA
7	2500047	BRG 1.50ID 2.00OD .875	2	EA
8	0081776	SHEAVE	2	EA
9	5560256	BRG THR 1.50ID 2.50OD .059	4	EA
10	510567 016	CSK SKT FLT MACH SCREW M6 1.0 X 16 10.9	4	EA
11	512727 016	CSK SKT FLT MACH SCREW M10 1.5 X 16 10.9	6	EA
Not Shown	100434 008	6MB X 6M ORFF 90 ° FITTING	1	EA
13	1431078	WIRE ROPE EXTEND, (3/8 dia)	2	EA
14	971009	CAP SCREW 1/2 13 X 4 INCH LONG HEX HEAD GRADE 5	3	EA
15	5560039	NUT HEX LKG .500 13	3	EA
16	511624 000	6MB X 6MORFF 90 ° FITTING LONG	1	EA
17	986359	FLATWASHER 1/2"	6	EA
18	1431977	WLDMT, PIN SHEAVE PULLEY TIP	1	EA
19	1434170	RETAINER SHIEVE PULLY CSK	1	EA
20	1431981	PLT, LKG TAP BOLT SCMNT SHVE PIN	1	EA
21	5563484	BOLT HXHD M6X1X25 YL ZN GR10.9	3	EA

REPAIR PARTS

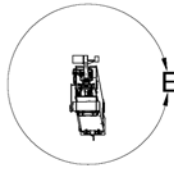


アイテム	部品番号	名前	数量	UOM
	1430721 A	BOOMS TO TURRET ASSEMBLY		EA
1	511302 000	65 ID X 75 OD X 50 MM LONG BEARING	2	EA
2	511335 000	BUSHING 4050DU, 40mm ID 50mm LG DU STYLE	1	EA
3	511214 000	PIN, EXTEND CYL @ LINK	1	EA
4	514281 020 DR	BOLT, HEX SETSCREW, DIN961 M12 x 1.25 x 20mm 10.9 ZINC PLTD	8	EA
5	9980012	.040 S. S. SAFETY LOCKWIRE	2	EA
6	511628 000	SIDE WEAR PAD	4	EA
7	511336 000	EXTERNAL RETAINING RING 40MM	2	EA
8	1430732	SUPPORT, ANCHOR	2	EA
9	511228 000	WELDMENT ANCHOR WIRE ROPE	1	EA
10	056065 025	HHD BLT M12 1.75X25 GR8.8	11	EA
11	511229 000	WELDMENT SWIVEL ANCHOR	1	EA
12	302363	BRACKET	2	EA
13	984209	HEX NUT .750 10 USC 2A GR5 ZINC PLT	4	EA
14	984469	NUT, 3/4 10 HEX JAM	4	EA
15	056060 015	BOLT, HEX BOLT DIN931 M10 X 15MM 8.8 ZINC PLTD	2	EA
16	511554 000	WELDMENT SWIVEL ANCHOR	1	EA
17	511239 400	INTERACTIVE LINK	1	EA
18	1430836	TRAY,WEAR PAD WELDMENT	1	EA
19	1430868	WEARPAD BASE BOOM	2	EA
20	056069 010	Washer, SteelFlatWasher DIN125A M10 ZincPlated	3	EA
21	056069 012	WASHER DIN125A M12 ZP	11	EA
22	986299	WASHER, FLAT, .375 STANDARD, PLATED	18	EA
23	970469	HHD BLT .375 16 X 1.00 GR5	6	EA



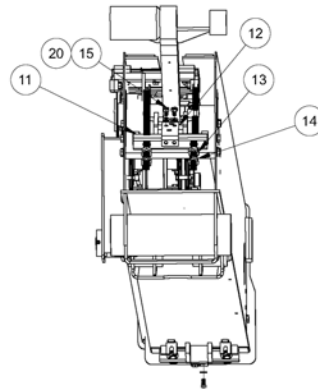
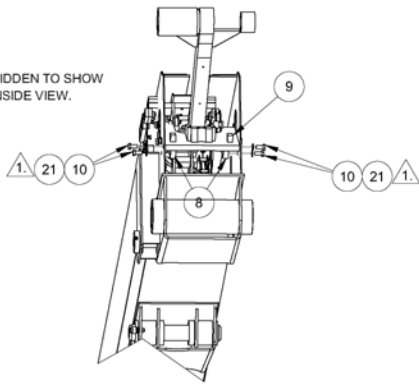
アイテム	部品番号	名前	数量	UOM
24	970449	HHD BLT .375 16 X .750 GR5	12	EA
25	511632 000	WEAR PAD BASE TOP	1	EA
26	1430698	GUIDE, CARRIER TRACK	1	EA

NOTE:  TORQUE M12 HARDWARE TO 65FT LBS.

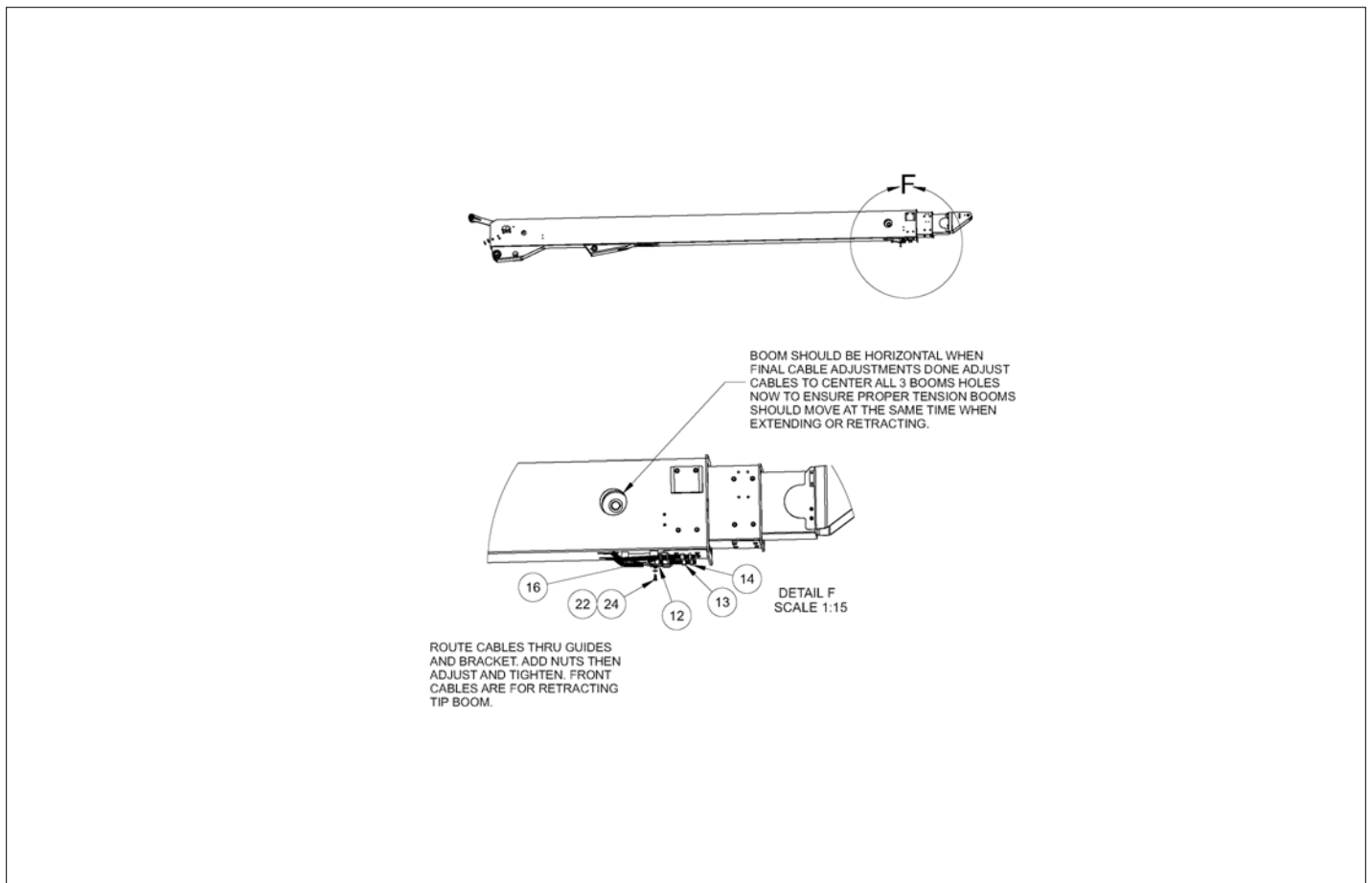


ROUTE CABLES OVER GUIDES AND THRU BRACKET, ADD NUTS ADJUST CABLES AND TIGHTEN. REAR CABLES ARE FOR EXTENDING TIP BOOM.

TURRET HIDDEN TO SHOW BETTER INSIDE VIEW.



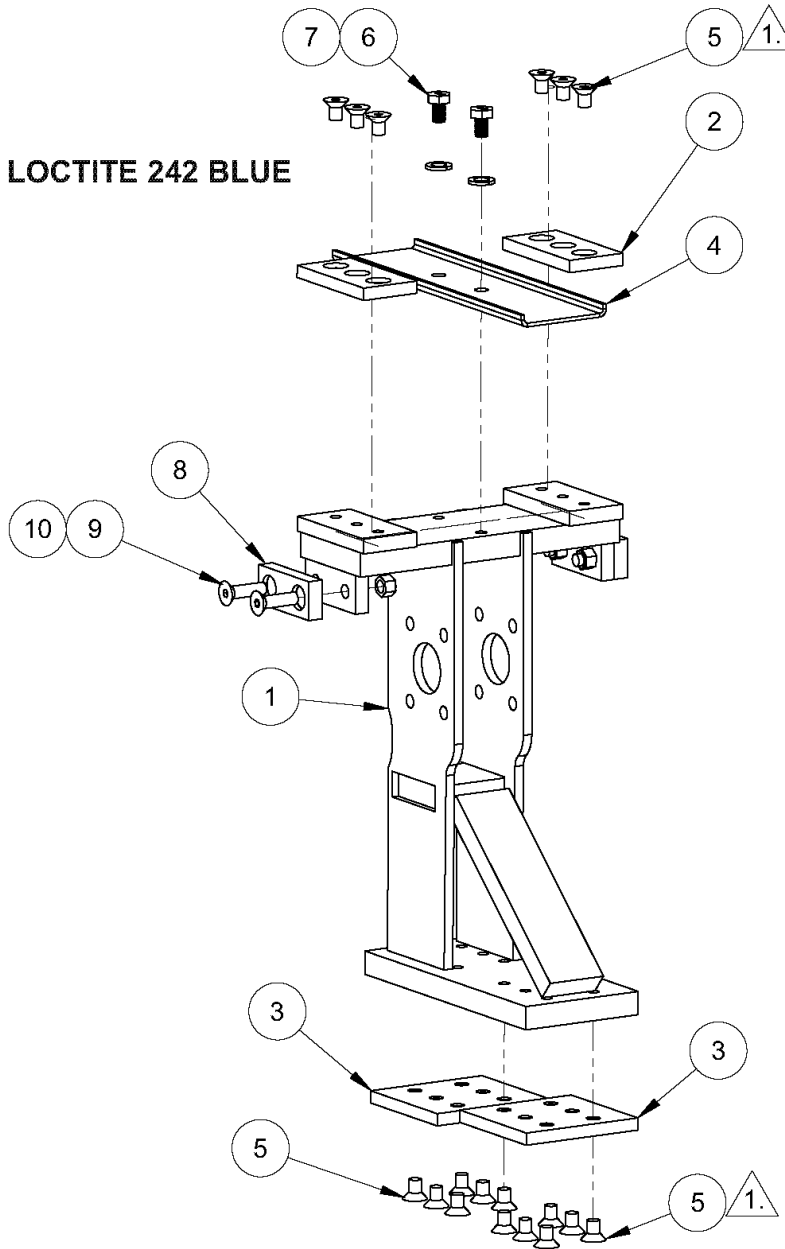
DETAIL E
SCALE 1:10



REPAIR PARTS

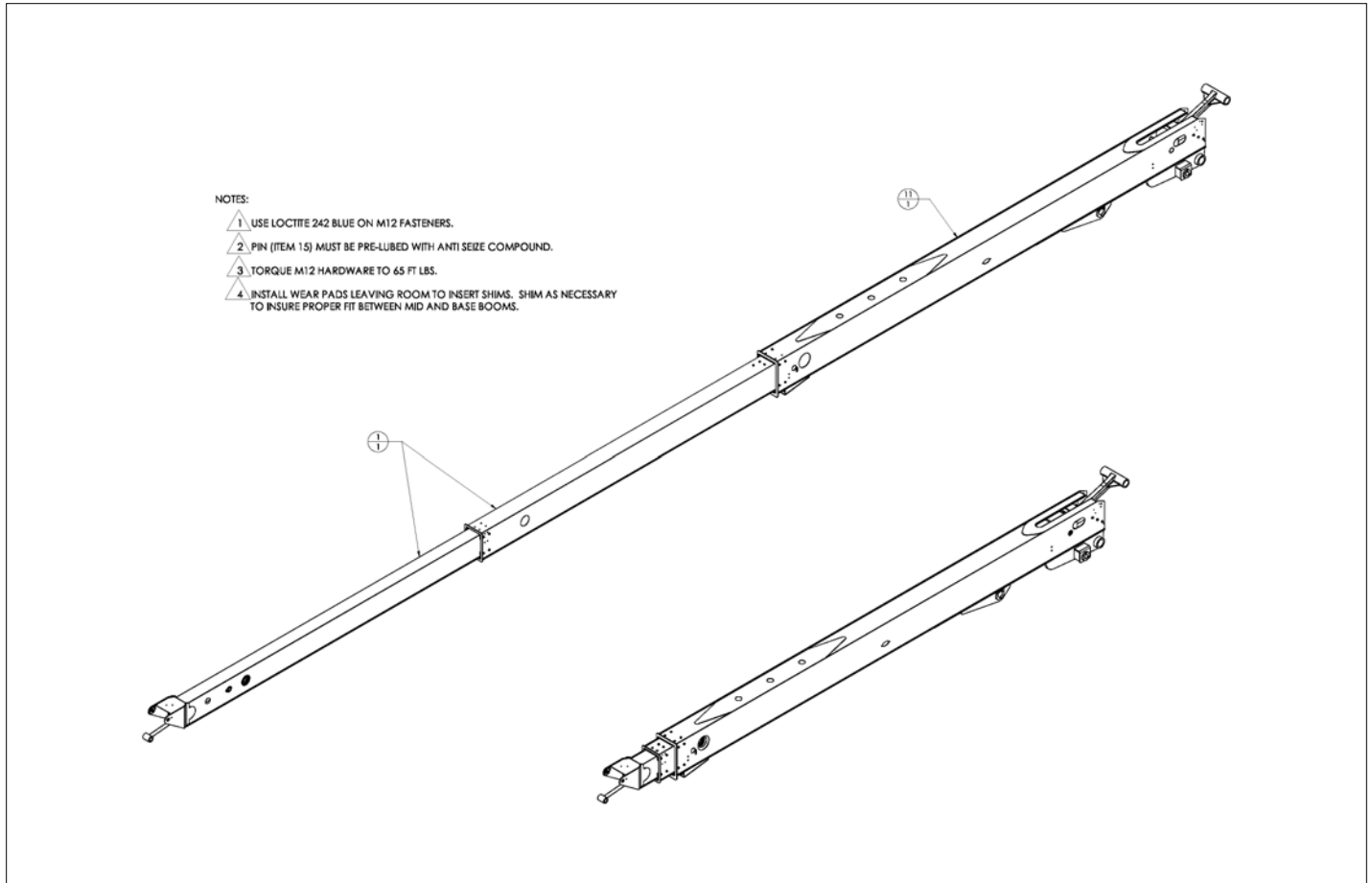
NOTE:

1. USE LOCTITE 242 BLUE

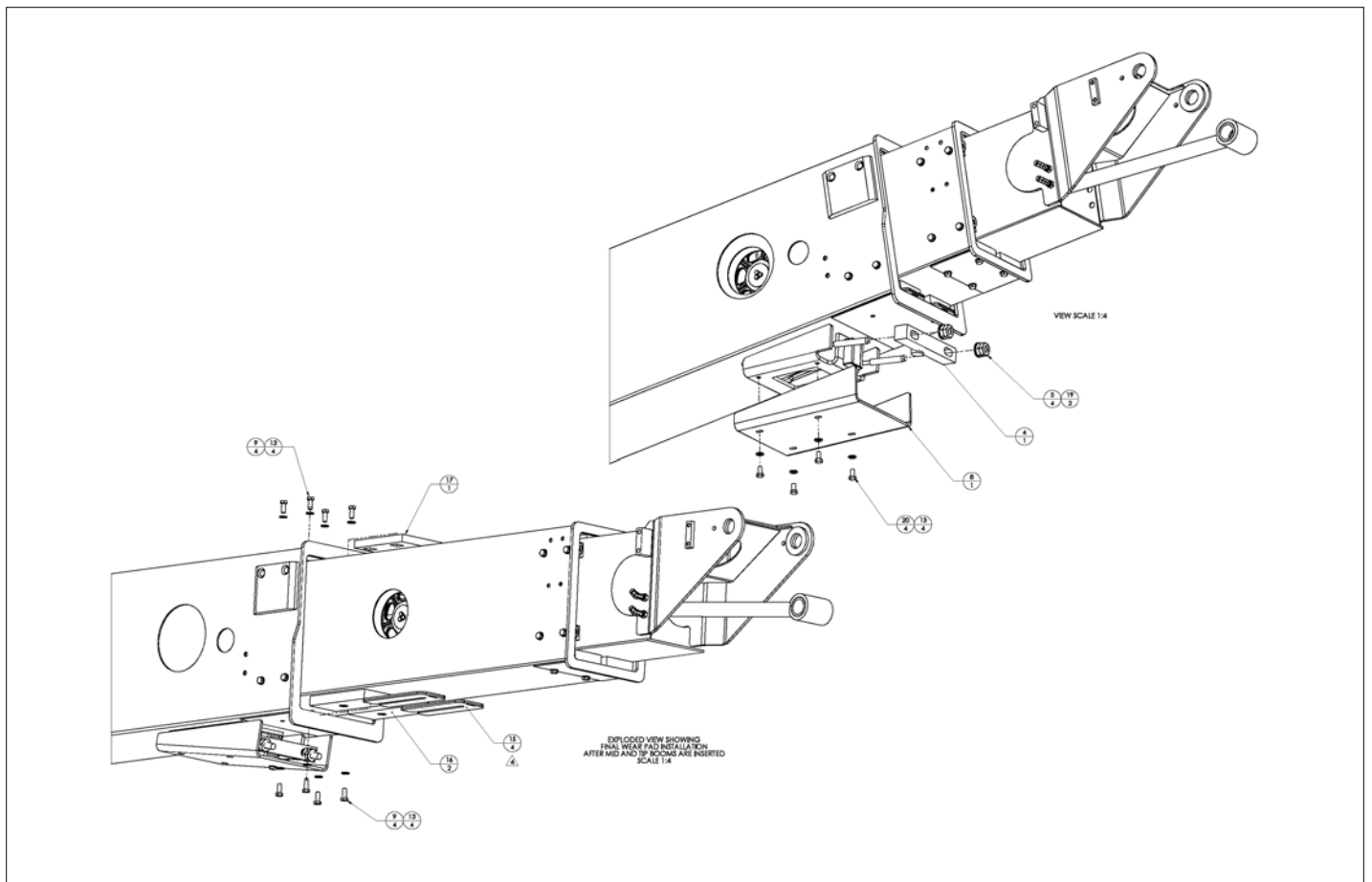


アイテム	部品番号	名前	数量	UOM
Not Shown	1430722 A	CYLINDER SUPPORT ASSEMBLY		EA
1	511553 400	WELDMENT CYL SUPPT	1	EA
2	511211 400	SLIDE PAD	2	EA
3	511219 300	SLIDE PAD, BOTTOM CYLINDER SUPPORT	2	EA
4	511303 000	COVER INTERACTIVE LINK SLOT	1	EA
5	512727 016	CSK SKT FLT MACH SCREW M10 1.5 X 16 10.9	18	EA
6	056060 015	BOLT, HEX BOLT DIN931 M10 X 15MM 8.8 ZINC PLTD	2	EA
7	056021 012	Washer, SpringWasher DIN127B M	2	EA
8	511601 000	TOWER SLIDE WEAR PAD	2	EA
9	512727 030	BOLT, CSK SKT FIT MACHINE SCREW DIN7991 M10 X 30MM 10.9 ZINC PLTD	4	EA
10	056064 010	Nut NylockNut DIN985 M10 10.0	4	EA

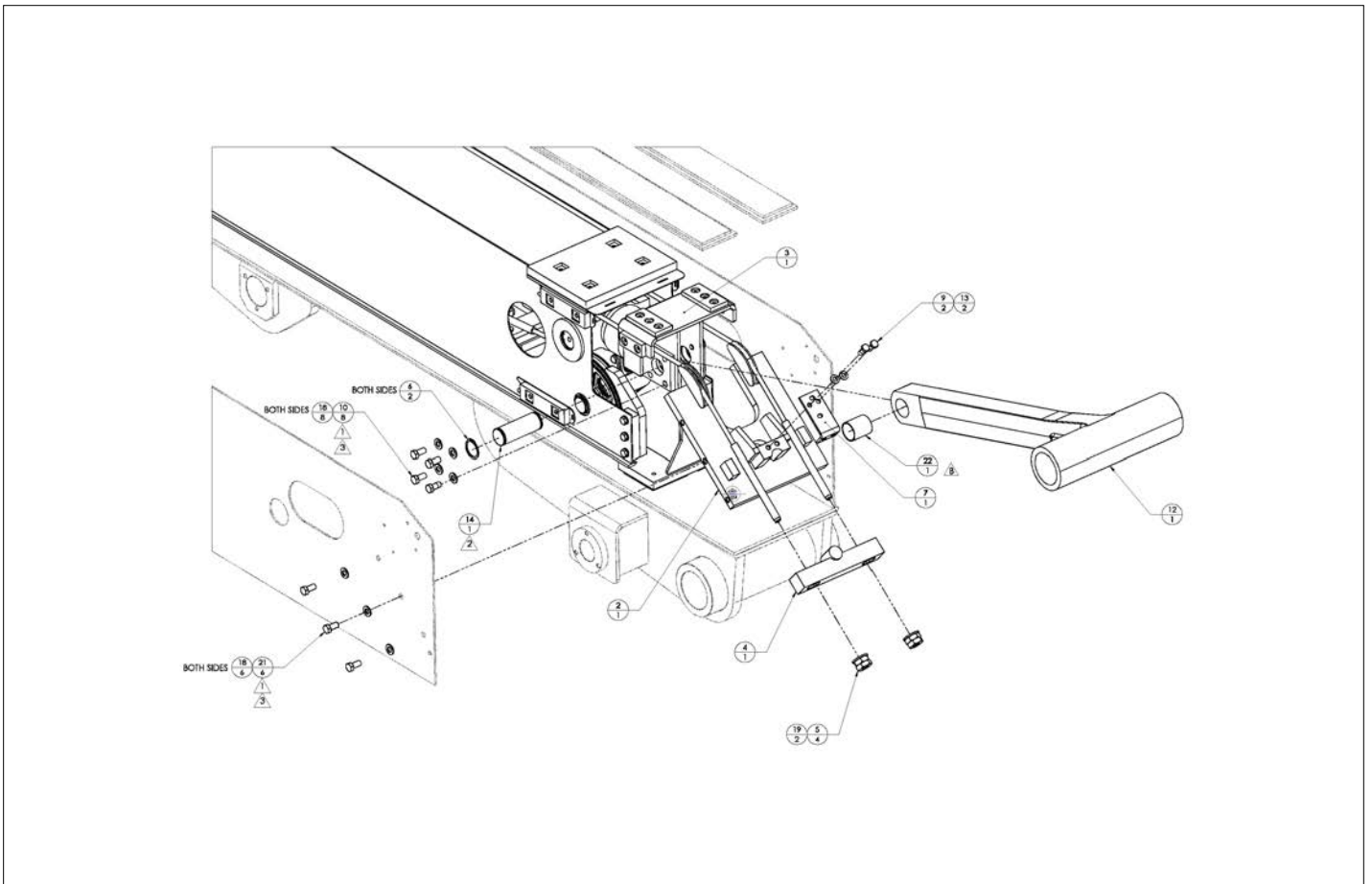
REPAIR PARTS

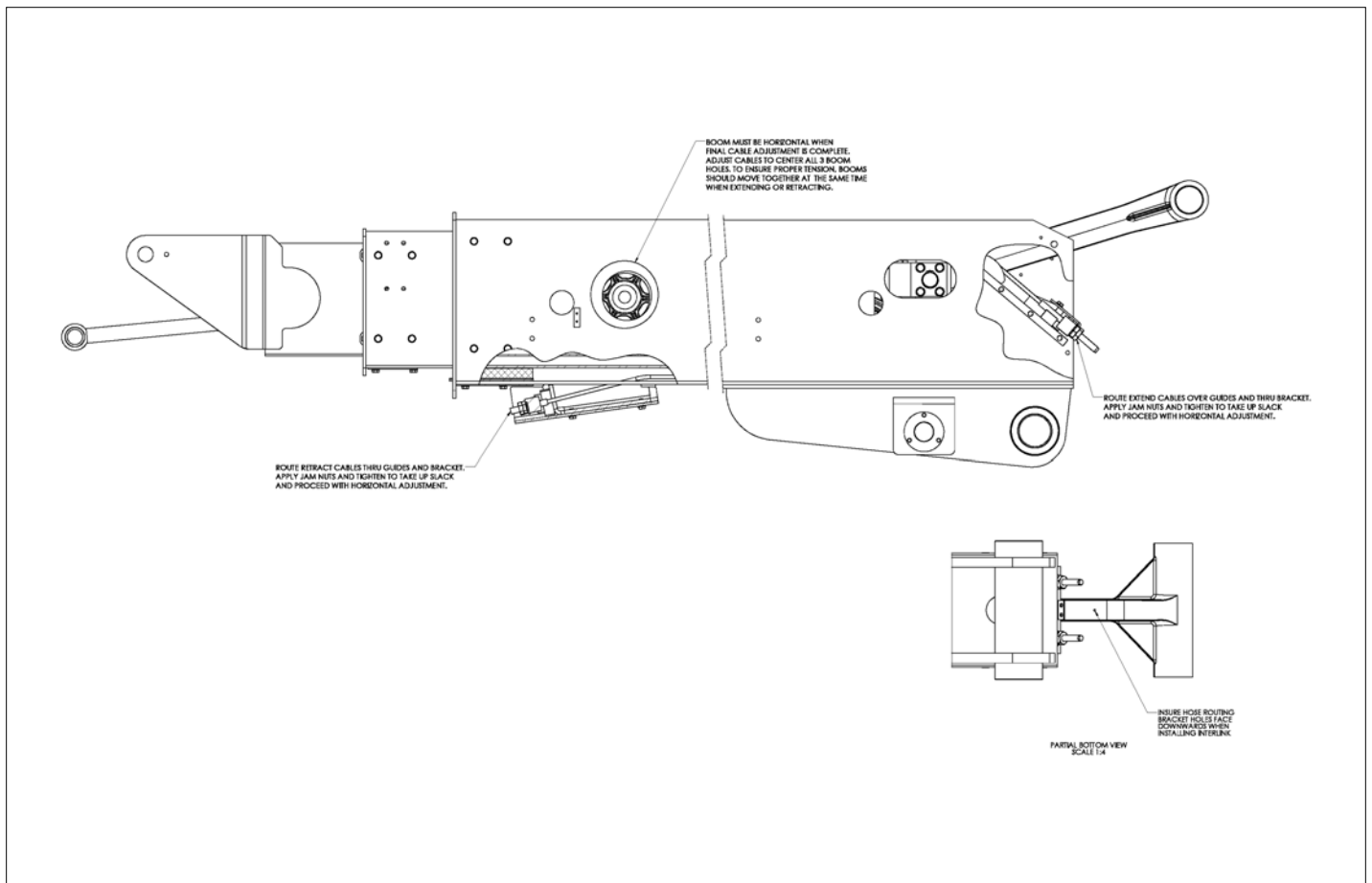


アイテム	部品番号	名前	数量	UOM
	1432237B	TOP BOOM 660SJ ASSEMBLY		EA
1	1432317	TIP BOOM, MID BOOM ASSEMBLY, 660	1	EA
2	1432366	CABLE ANCHOR, WELDMENT, BASE BOOM	1	EA
3	1432423	CYL SUPT ASSY, MAIN BOOM, 660	1	EA
4	1432469	WELDMENT, SWIVEL ANCHOR, BOOM, 660	2	EA
5	984209	HEX NUT .750 10 USC 2A GR5 ZINC PLT	8	EA
6	511336 000	EXTERNAL RETAINING RING 40MM	2	EA
7	302363	BRACKET	1	EA
8	1432391	COVER PLATE, ANCHOR, 660	1	EA
9	058493 025	HHCS M10 X 25MM GR10.9 DIN933	10	EA
10	5563900	HHCS M12 X 1.25 X 25 G10.9 DIN 933	8	EA
11	1432313	ASSEMBLY, BASE BOOM, 660	1	EA
12	511239 400	INTERACTIVE LINK	1	EA
13	056069 010	Washer, SteelFlatWasher DIN125A M10 ZincPlated	14	EA
14	511214 000	PIN, EXTEND CYL @ LINK	1	EA
15	1432438	SHIM, BOTT, WEAR PAD, BASE BOOM, 660	4	EA
16	1432349	WEAR PAD ASSY, MID BOOM, TIP END	2	EA
17	1432437	WEAR PAD ASSY, TOP, BASE BOOM, 660	1	EA
18	056069 012	WASHER DIN125A M12 ZP	14	EA
19	5563837	WASHER, FLAT, .75, NARROW, PLTD (SAE)	4	EA
20	058493 020	BOLT HEXSETSCREW DIN933 M10 X 20MM 8.8 ZP	4	EA

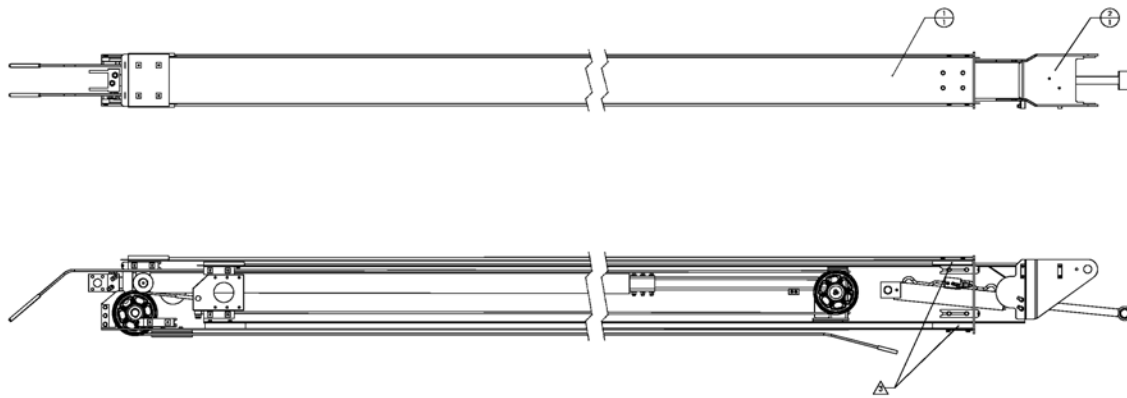


アイテム	部品番号	名前	数量	UOM
21	5563507	BLT THXHD M12 X 1.75 X 25 YZ GR10.9	6	EA
22	511335 000	BUSHING 4050DU, 40mm ID 50mm LG DU STYLE	1	EA





REPAIR PARTS

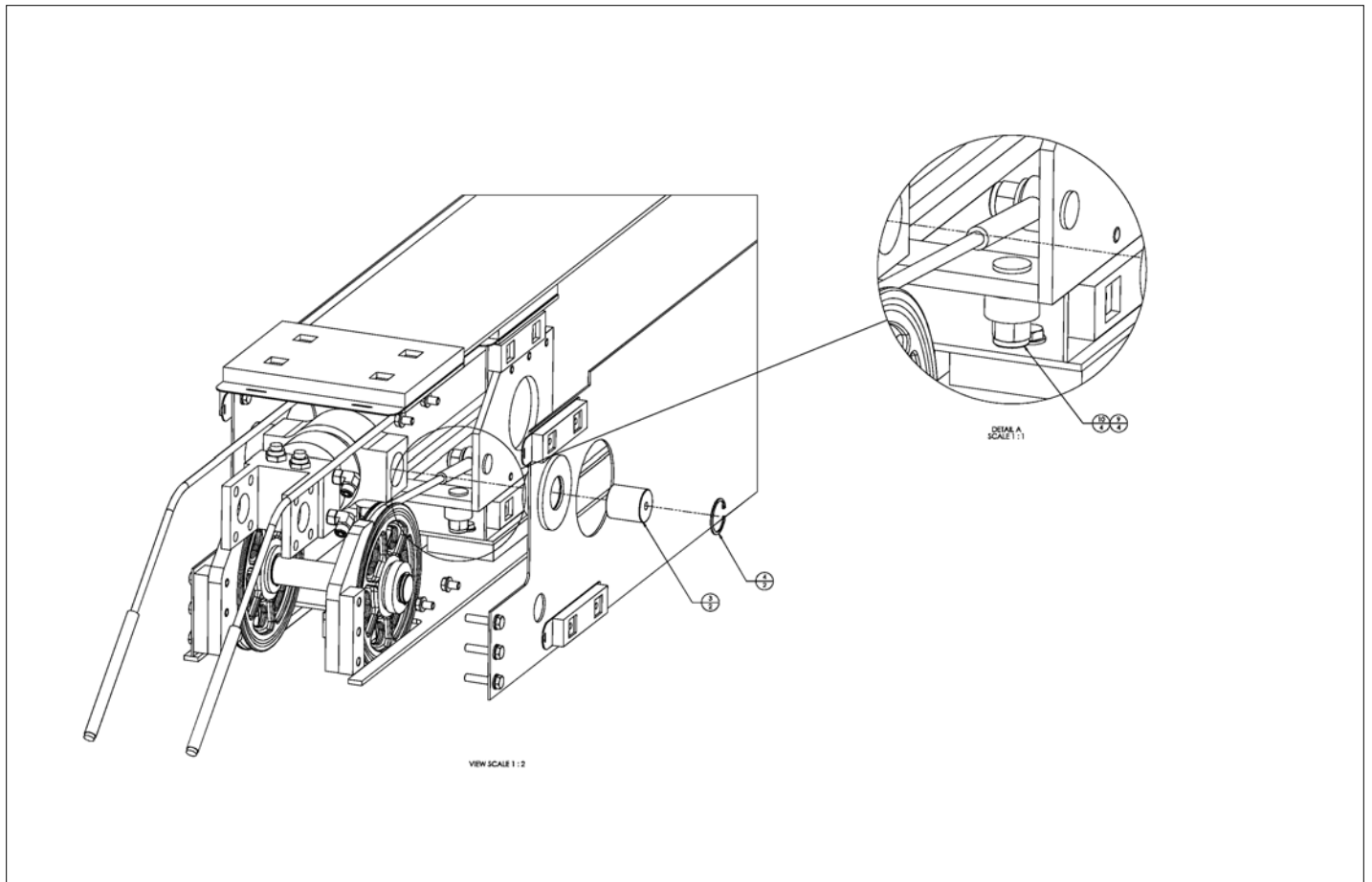


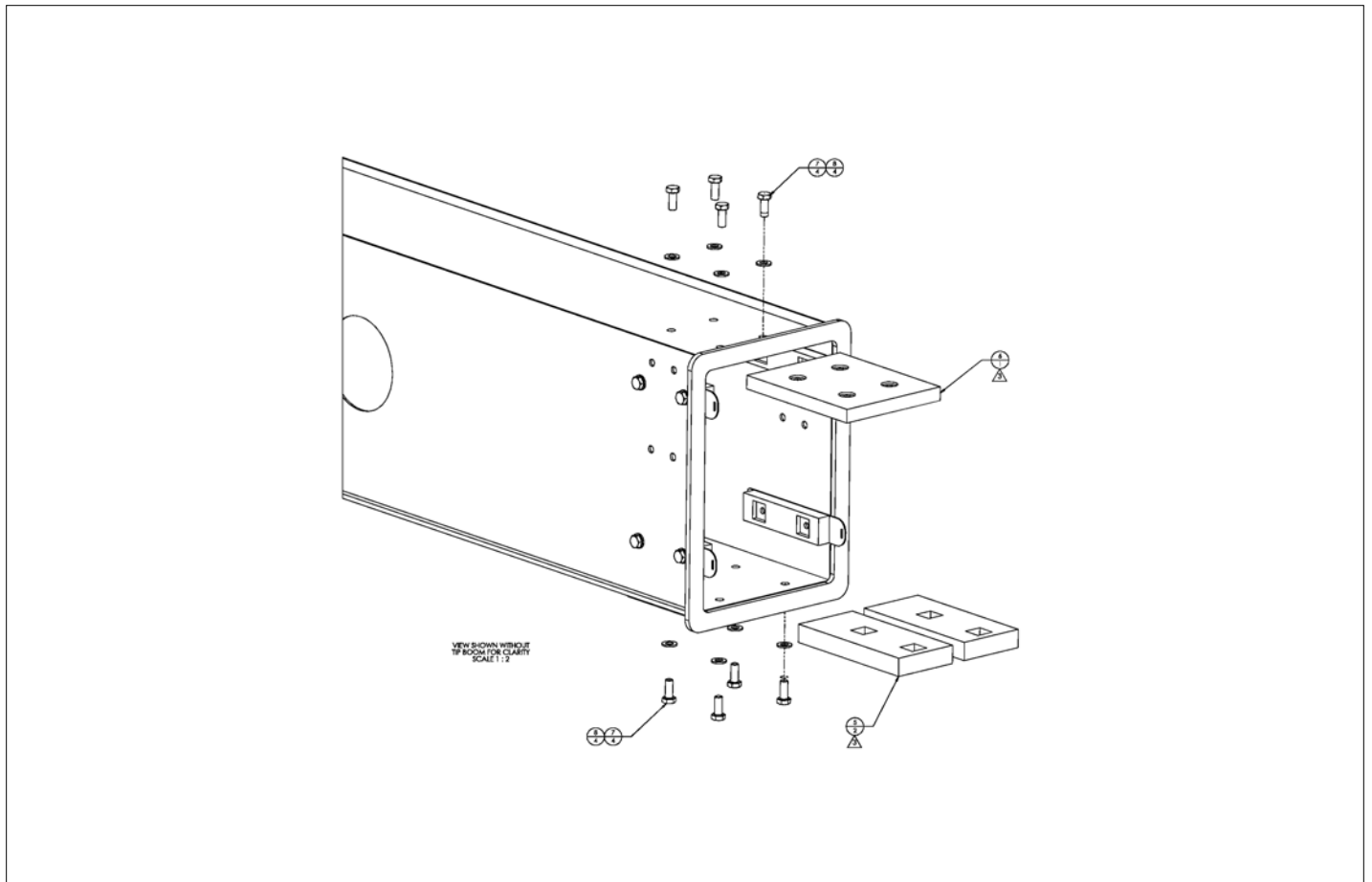
VIEW SHOWN WITHOUT
BOOM LER PLATE
FOR CLAMP
SCALE 1:1

NOTES:

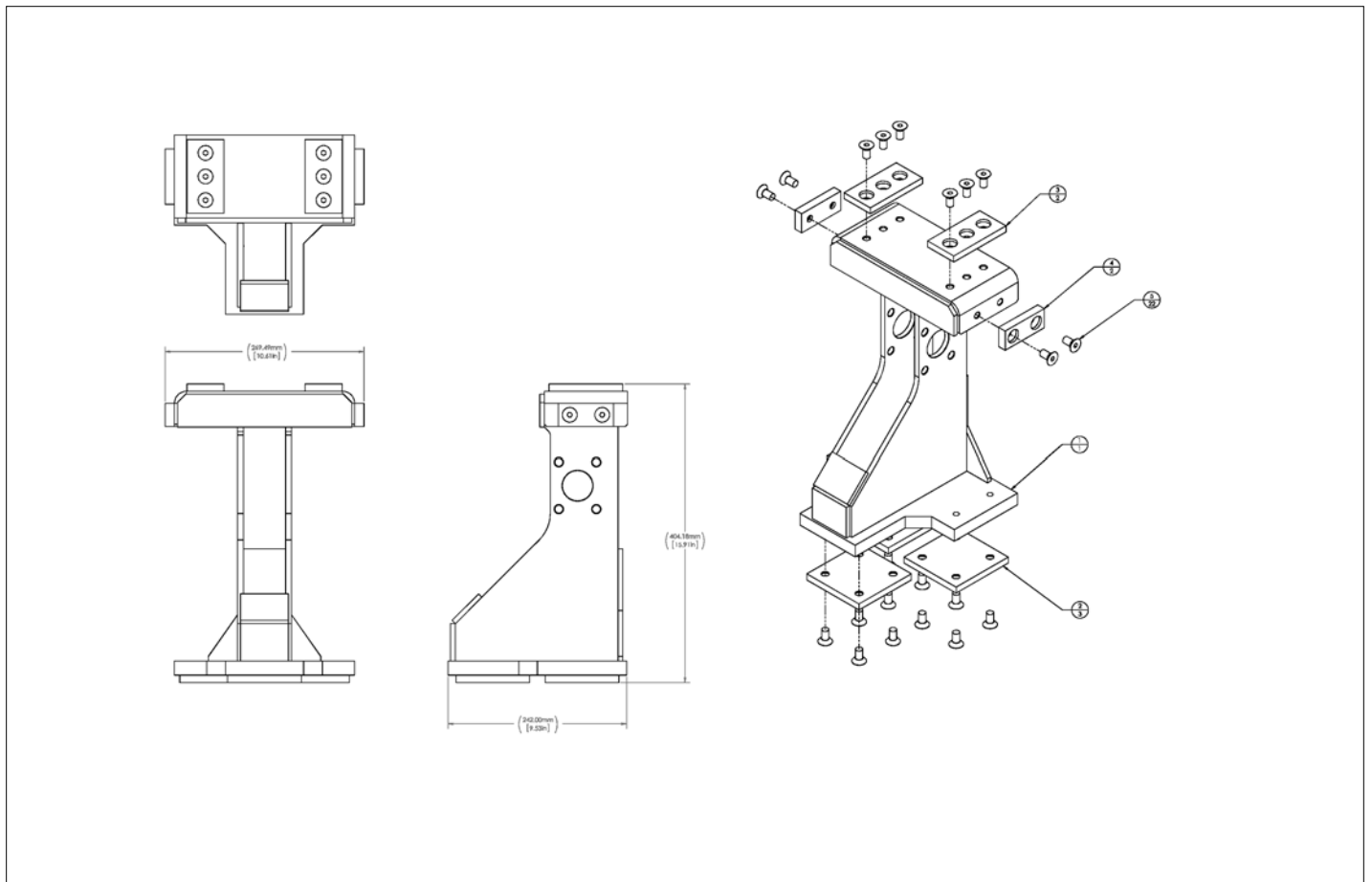
- 1. ALL PINS MUST BE PRE LUBED WITH ANTI SEIZE COMPOUND.
- 2. ALL WEAR PADS TO BE GREASED WITH THIN COAT OF EP #2 TYPE GREASE PRIOR TO ASSEMBLY.
- ⚠ MID BOOM INNER WEAR PADS ARE TO BE INSTALLED AFTER INSERTING TIP BOOM.

アイテム	部品番号	名前	数量	UOM
	1432317 A	TIP BOOM TO MID BOOM 600S 660SJ ASSEMBLY		EA
1	1432341	ASSEMBLY, MID BOOM, 660	1	EA
2	1432350	ASSEMBLY, TIP BOOM, 660	1	EA
3	511224 000	PIN, CYLINDER ANCHOR	2	EA
4	8010383	45MM INTERNAL SNAP RING DIN 472	2	EA
5	1432349	WEAR PAD ASSY, MID BOOM, TIP END	2	EA
6	1432346	WEAR PAD ASSY, TOP, MID BOOM, 660	1	EA
7	058508 025	HHCS M10 X 25MM GR10.9 DIN933	8	EA
8	056069 010	Washer, SteelFlatWasher DIN125A M10 ZincPlated	8	EA
9	5560169	WSHR FLAT HARD .625 SP	4	EA
10	5560131	NUT HEX LKG .625 11 GR8	4	EA



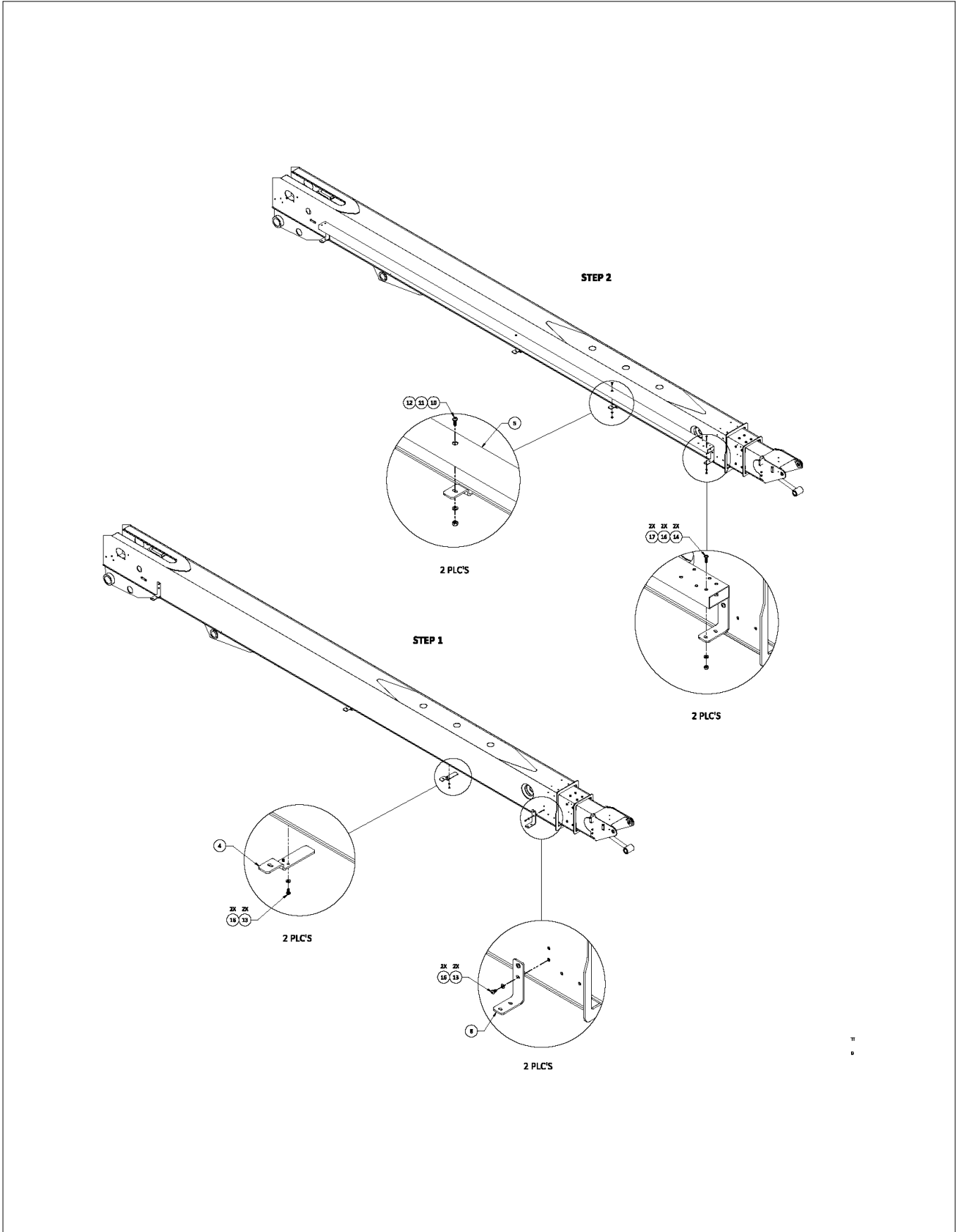


REPAIR PARTS

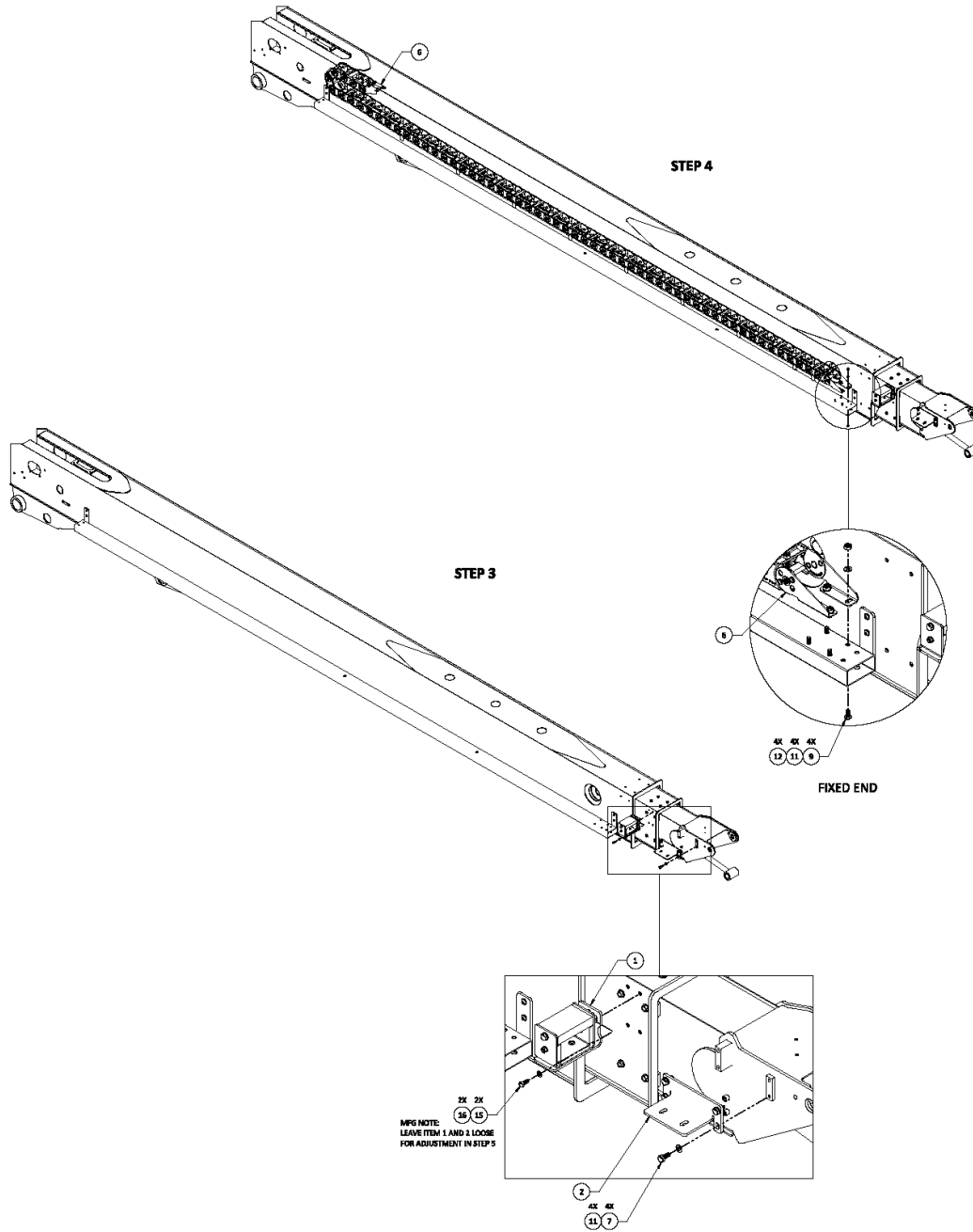


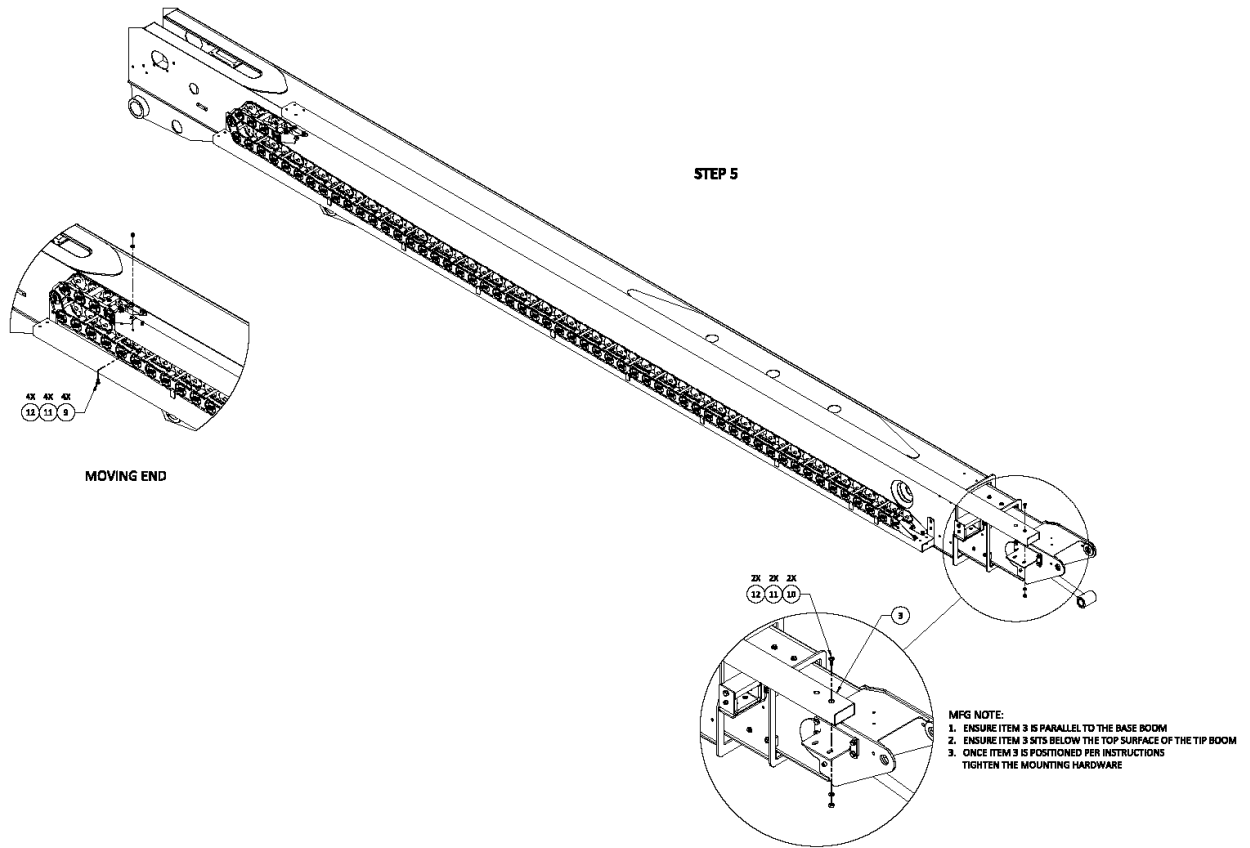
アイテム	部品番号	名前	数量	UOM
	1432423 A	MAIN BOOM CYLINDER SUPPORT ASSEMBLY		EA
1	1432351	WELDMENT, CYL SUPT, MAIN BOOM, 660	1	EA
2	1432429	WEAR PAD, BOTT, CYL SUPT, BOOM, 660	3	EA
3	511211 400	SLIDE PAD	2	EA
4	511601 000	TOWER SLIDE WEAR PAD	2	EA
5	5563801	FSHCS M10 X 1.50 X 20 CLASS 10.9 DIN7991	22	EA

REPAIR PARTS

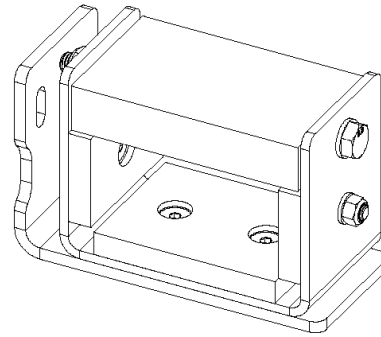


アイテム	部品番号	名前	数量	UOM
	1432183A	CABLE TRACK INSTALL		EA
1	1432028	ASSY, MID BOOM CARRIER SUPPORT	1	EA
2	1432031	BRACKET TIP BOOM SUPPORT	1	EA
3	1432032	TUBE HOSE CARRIER TOP REC.	1	EA
4	1432045	BRACKET CARRIER TRACK	2	EA
5	1432046	TUBE HOSE CARRIER BOTTOM	1	EA
6	1432073	ASSY, CARRIER TRK 2 3.50"CMBR	1	EA
7	058508 025	HHCS M10 X 25MM GR10.9 DIN933	4	EA
8	511566 000	CAT TRACK SUPPORT BRKT	2	EA
9	5563757	SCS BUTN HD M10X1.5X20 ZN 10.9	8	EA
10	5563758	SCS BUTN HD M10X1.5X25 ZN 10.9 (SEE SERVICE NOTE BELOW)	4	EA
11	5563543	WSHR, FLAT M10 YL ZN GR 10.9	16	EA
12	5563556	NUT HEX M10X1.5 YL ZN GR10.9	12	EA
13	5563753	SCS BUTN HD M8X1.25X16 ZN 10.9	8	EA
14	5563755	SCS BUTN HD M8X1.25X25 ZN 10.9	4	EA
15	5563490	BOLT HXHD M8X1.25X20 YZ GR10.9	2	EA
16	5563542	WSHR, FLAT M8 YL ZN GR 10.9	14	EA
17	5563555	NUT HEX M8X1.25 YL ZN GR10.9	4	EA

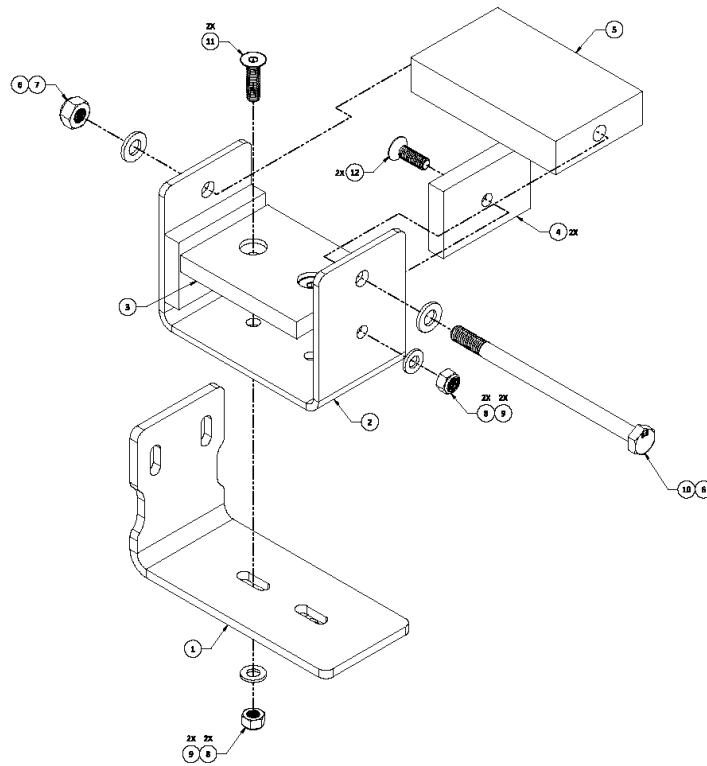




REPAIR PARTS



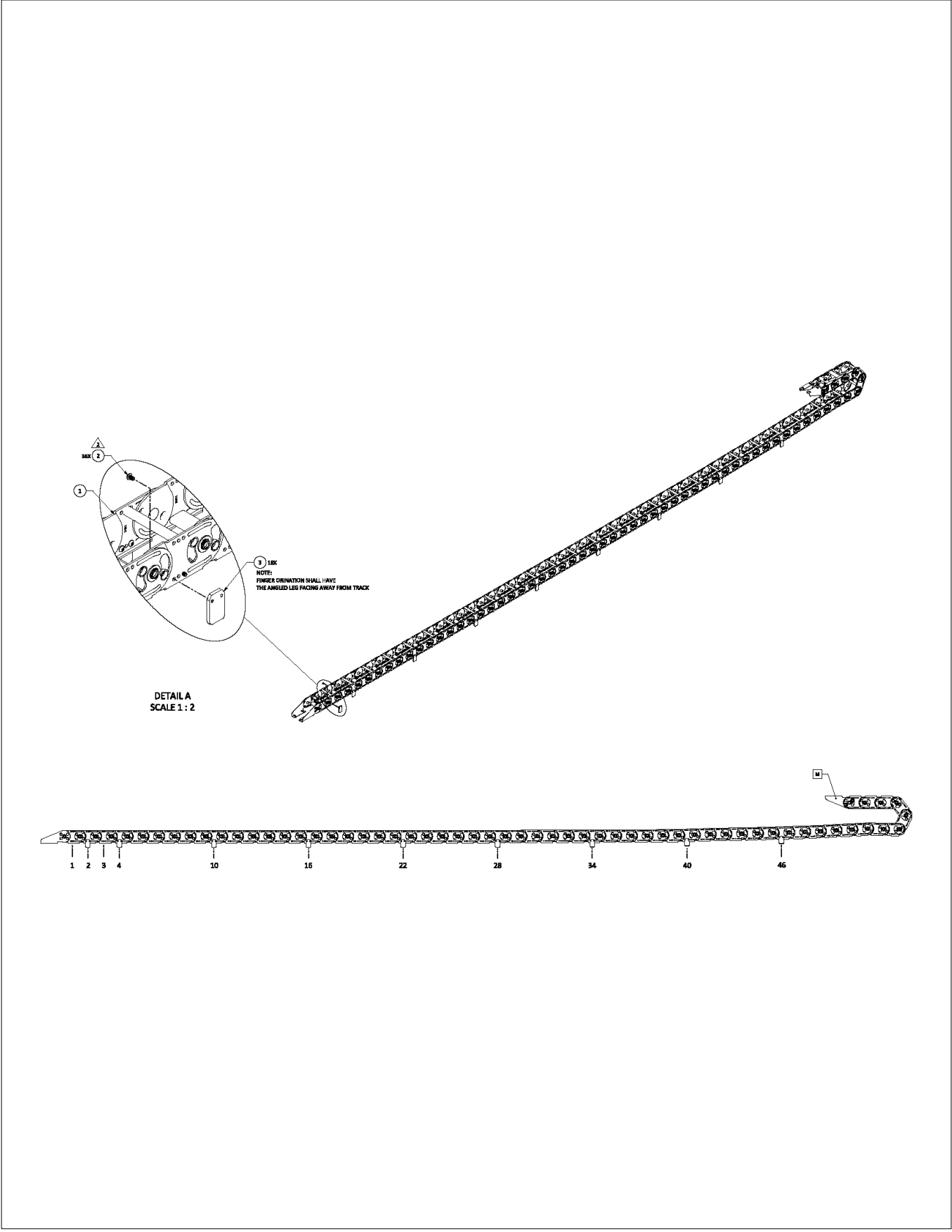
ASSEMBLED VIEW



EXPLODED VIEW

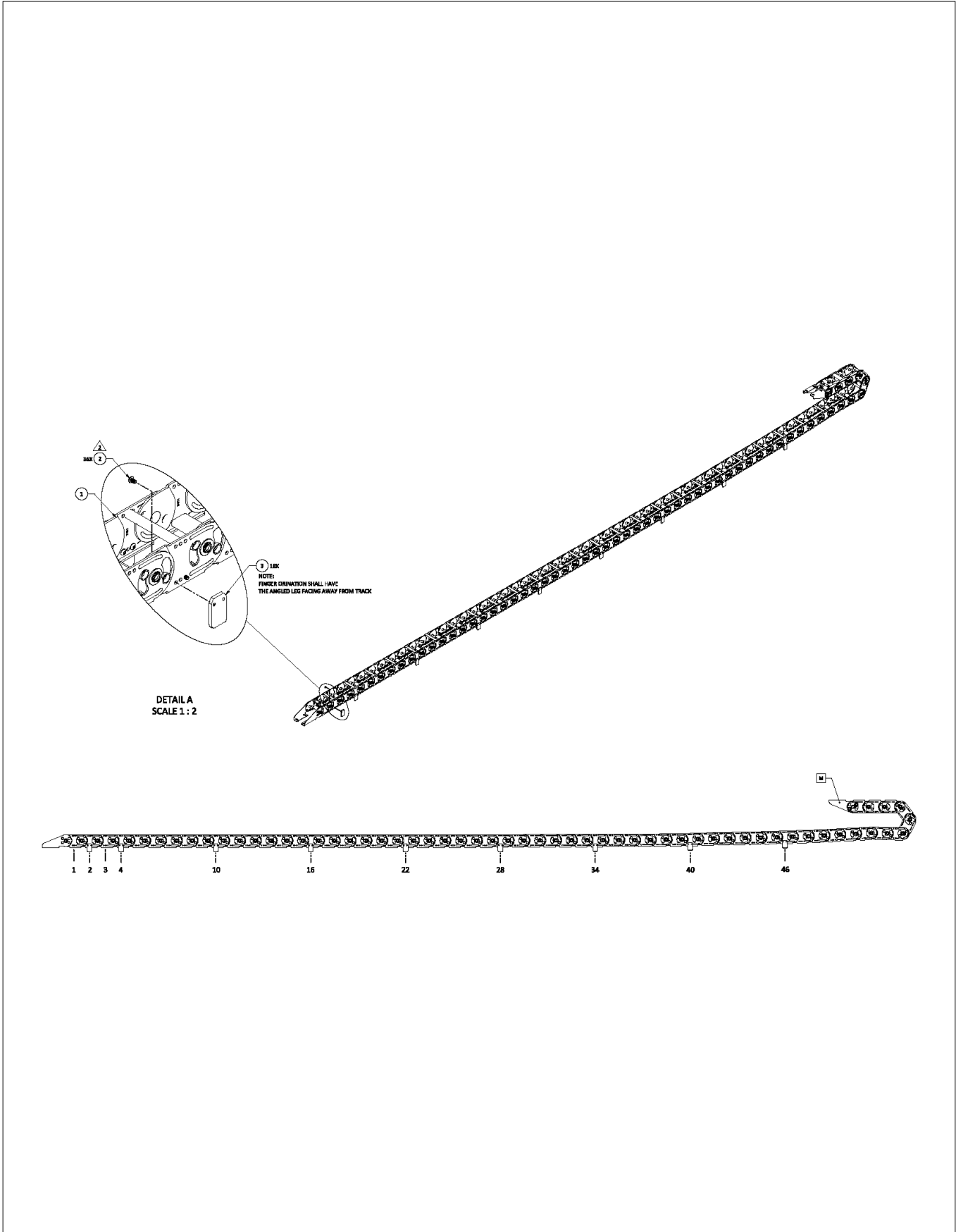
アイテム	部品番号	名前	数量	UOM
	1432028A	ASSEMBLY, MID BOOM CARRIER SUPPORT		EA
1	1432029	BRACKET MID BOOM BASE	1	EA
2	1432030	BRACKET MID BOOM TOP	1	EA
3	1432033	WEAR PAD, CARRIER BASE	1	EA
4	1432034	WEAR PAD, CARRIER SIDE	2	EA
5	1432035	WEAR PAD, CARRIER TOP	1	EA
6	5563543	WSHR, FLAT M10 YL ZN GR 10.9	2	EA
7	5563556	NUT HEX M10X1.5 YL ZN GR10.9	1	EA
8	5563555	NUT HEX M8X1.25 YL ZN GR10.9	4	EA
9	5563542	WSHR, FLAT M8 YL ZN GR 10.9	4	EA
10	5563739	SCS BUTN HD M10X1.5X160 ZN8.8	1	EA
11	5563745	FHCS M8X1.25X30 ZN GR10.9	2	EA
12	5563744	FHCS M8X1.25X25 ZN GR10.9	2	EA

REPAIR PARTS



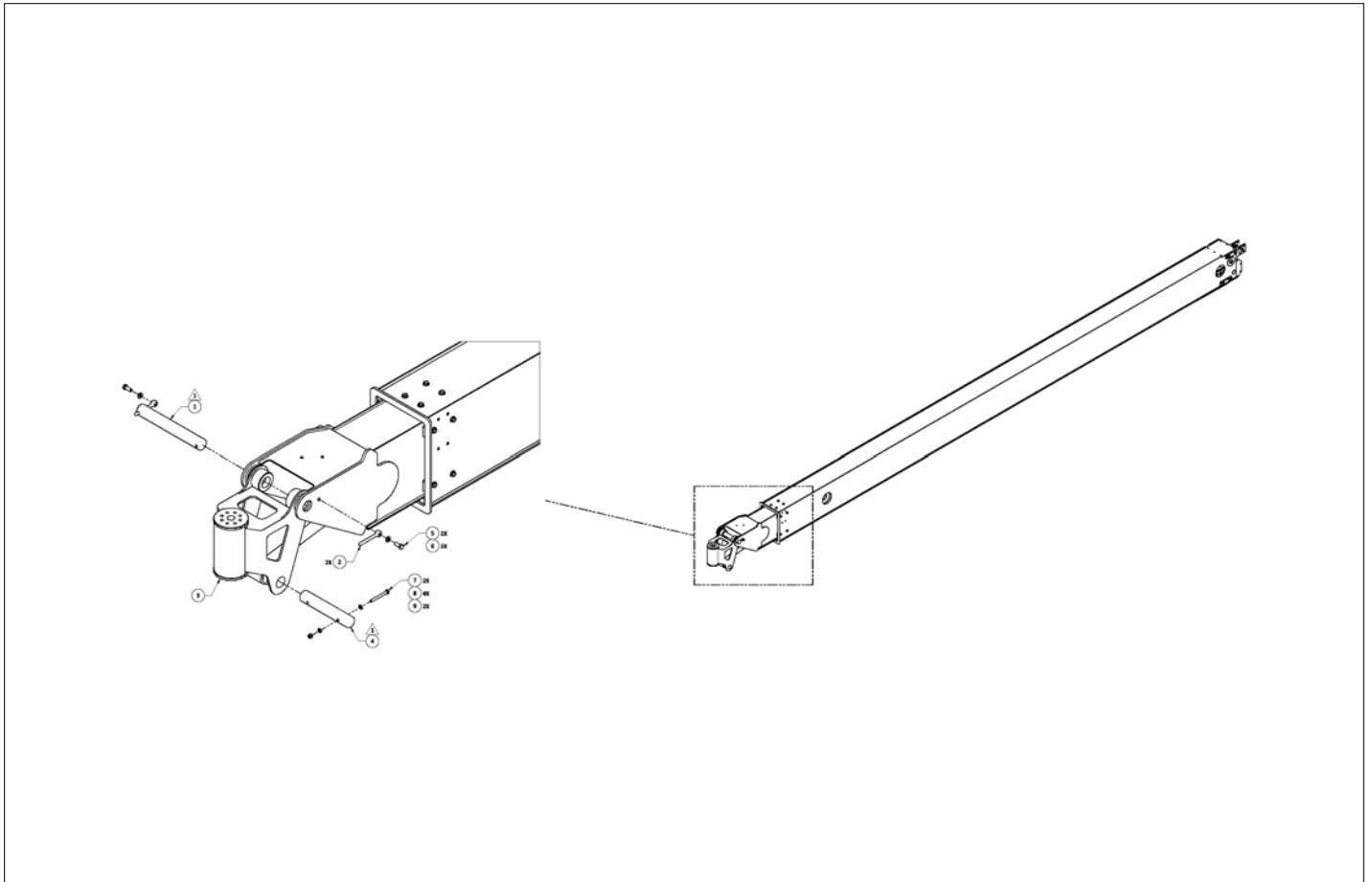
アイテム	部品番号	名前	数量	UOM
*	1432073 C	CARRIER TRACK CAMBER 600S 660SJ ASSEMBLY		EA
1	1432074	CARRIER TRACK 2.00" 3.50"CAMBER, 660/600	1	EA
2	5563760	SCS BUTN HD M5X0.8X8 ZN 10.9	36	EA
3	1430735	GUIDE, CARRIER TRACK	18	EA
4	1433886	CARRIER TRACK RH SINGLE LINK	1	EA
5	1433887	CARRIER TRACK LH SINGLE LINK	1	EA

REPAIR PARTS



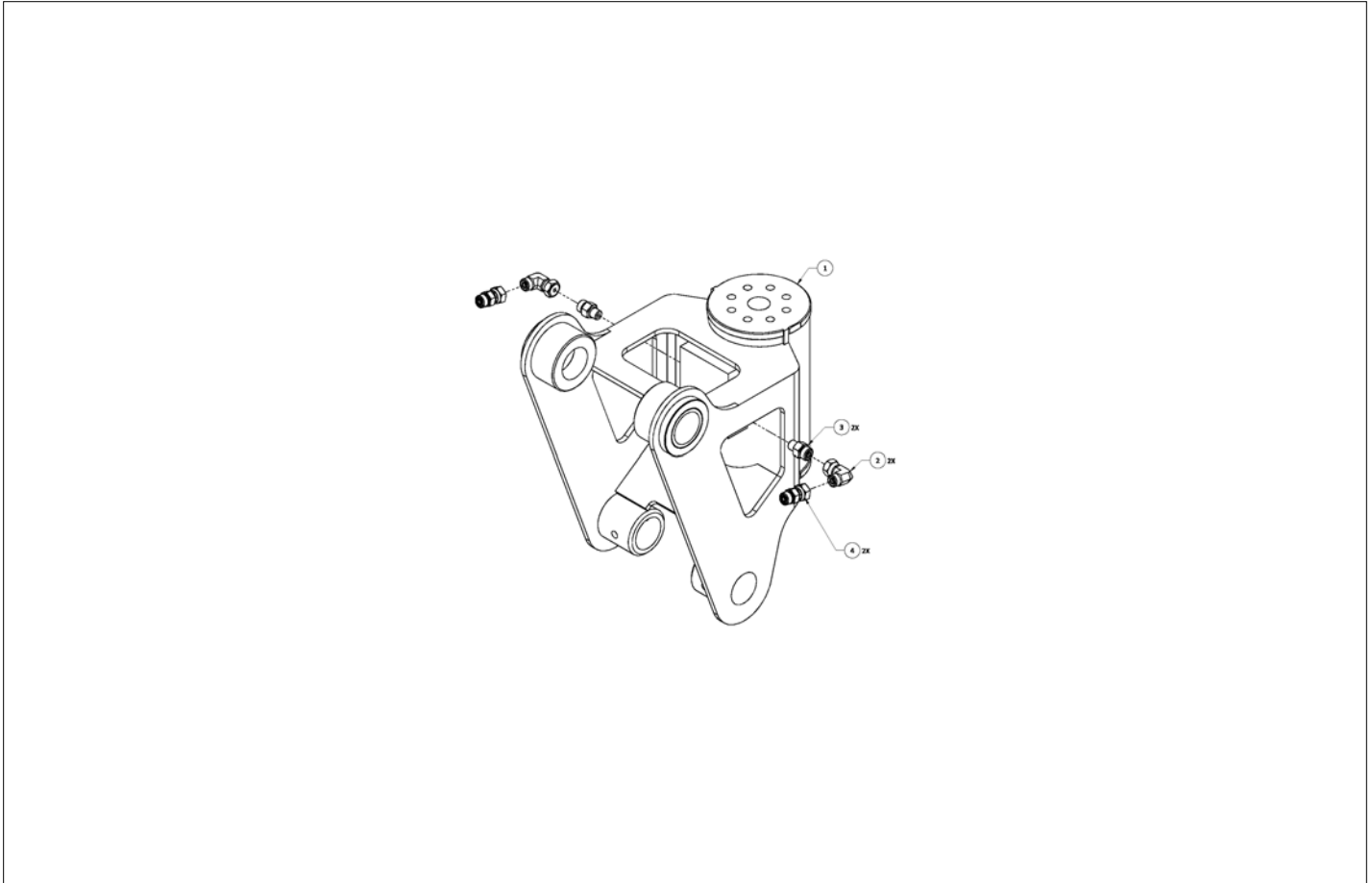
アイテム	部品番号	名前	数量	UOM
	1432073A	CARRIER TRACK CAMBER 600S 660SJ ASSEMBLY		EA
1	1432074	CARRIER TRACK 2.00" 3.50"CAMBER, 660/600	1	EA
2	5563760	SCS BUTN HD M5X0.8X8 ZN 10.9	36	EA
3	1430735	GUIDE, CARRIER TRACK	18	EA
4	1433886	CARRIER TRACK RH SINGLE LINK	1	EA
5	1433887	CARRIER TRACK LH SINGLE LINK	1	EA

REPAIR PARTS



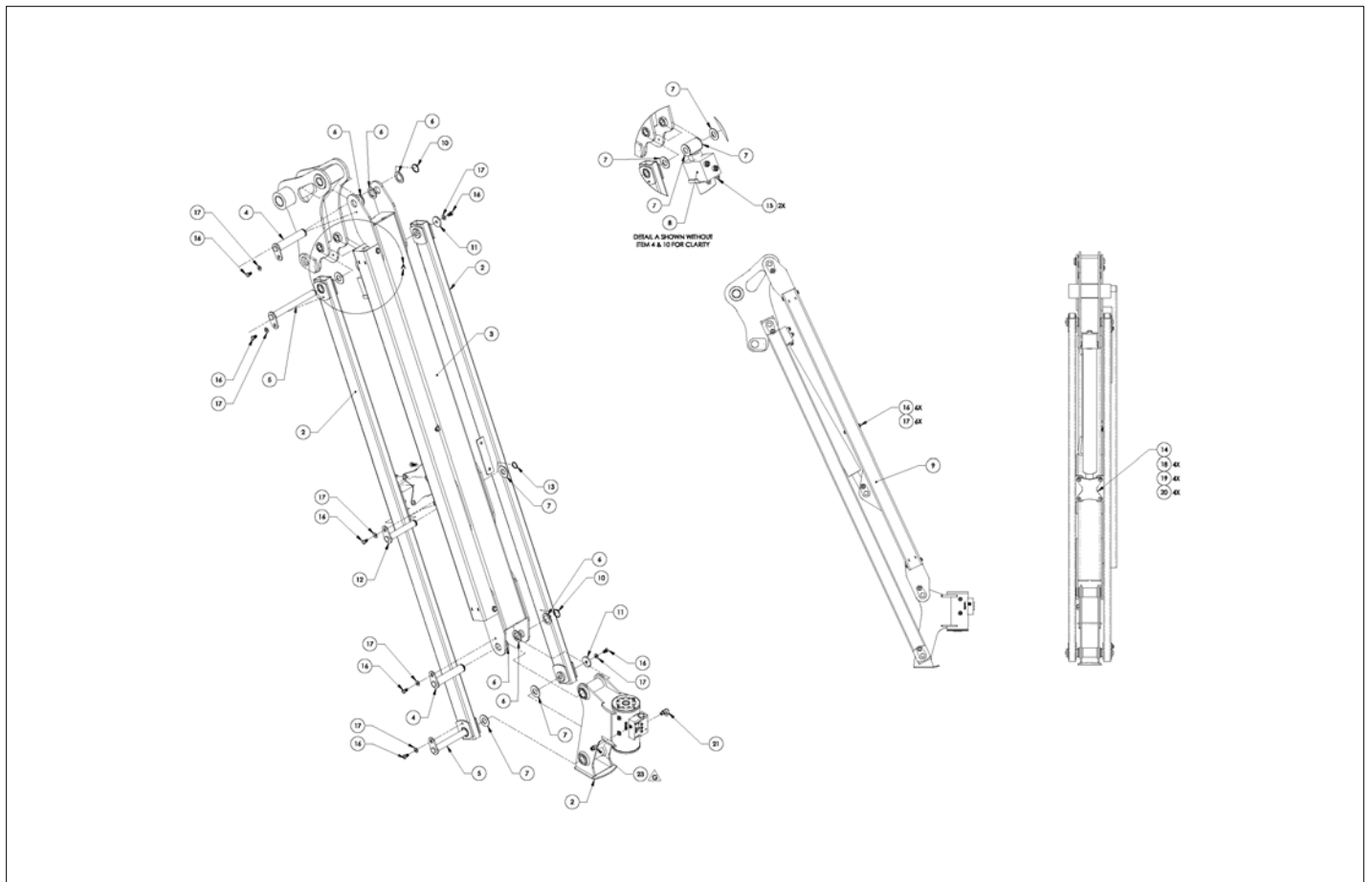
アイテム	部品番号	名前	数量	UOM
	1432448A	PLATFORM ROTATOR 400S 600S INSTALL		EA
1	106568 100	TIP BOOM PIVOT PIN	1	EA
2	065214 000	ROD END 3/8"	2	EA
3	1432454	INSTALL HOSE FITTING HELAC 600	1	EA
4	106567 100	SLAVE CYL ROD PIN	1	EA
5	058508 025	HHCS M10 X 25MM GR10.9 DIN933	2	EA
6	056069 010	Washer, SteelFlatWasher DIN125A M10 ZincPlated	2	EA
7	056059 075	BOLT, HEXBOLT M8 X 75MM 8.8 ZP	2	EA
8	056069 008	WASHER, STEELFLATWASHER DIN12M8 FLAT WASHER DIN 125	4	EA
9	056064 008	NUT HEX M8 1.25 GR10.9 SELF LOCKING DIN 985	2	EA

REPAIR PARTS



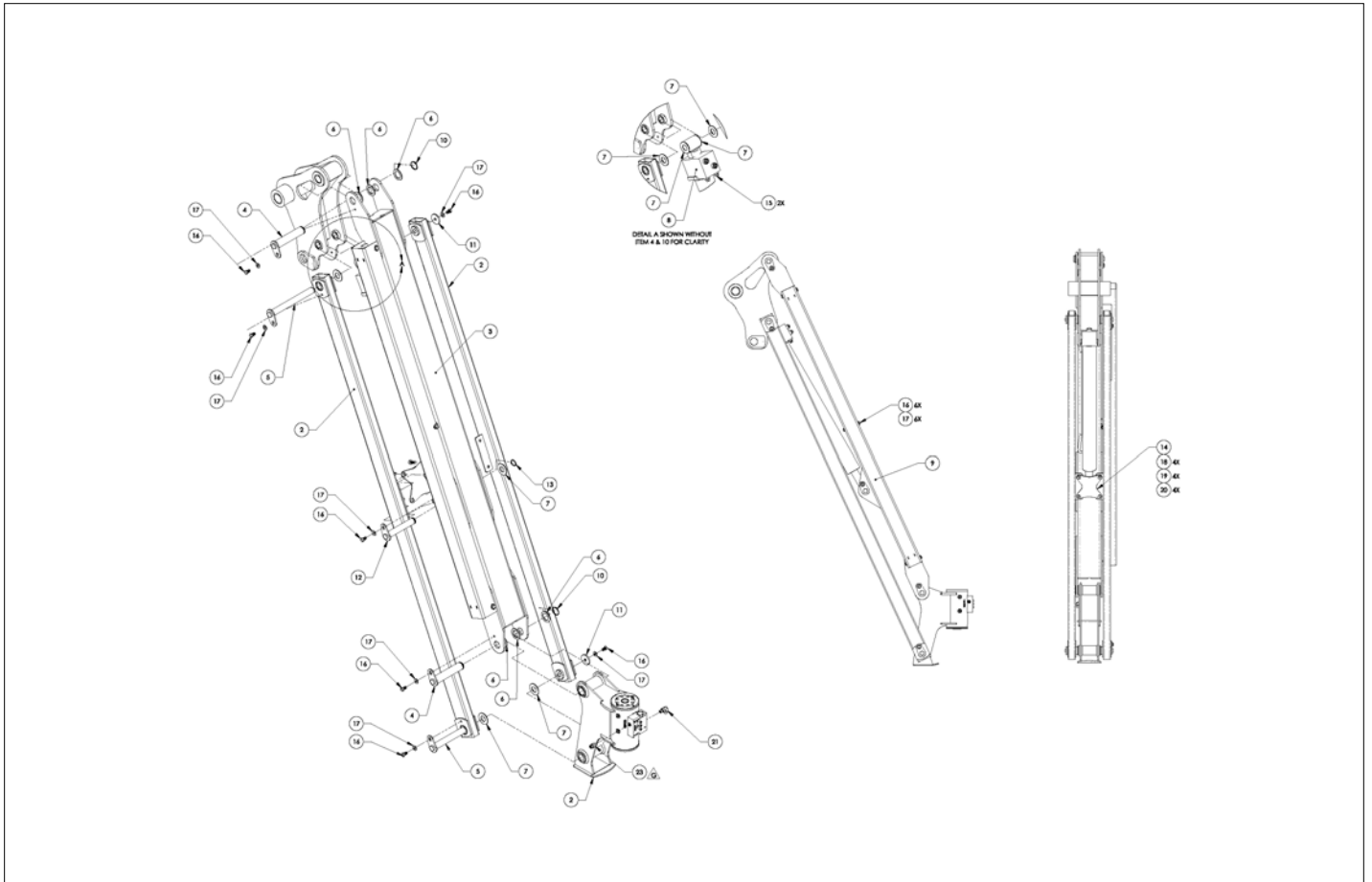
アイテム	部品番号	名前	数量	UOM
	1432454B	ROTATOR HOSE FITTING HELAC 400S 600S ASSEMBLY		EA
1	106572 100	HELAC ROTATOR	1	EA
	8080152	SEAL KIT	1	EA
2	100435 001	FTG 4 MORFFX X 4 FORFF90	2	EA
3	100432 002	Hyd Fitting Straight ORFS(04) SAE(04)	2	EA
4	5111691	4 LOHL .047 ORIFICE	2	EA

REPAIR PARTS



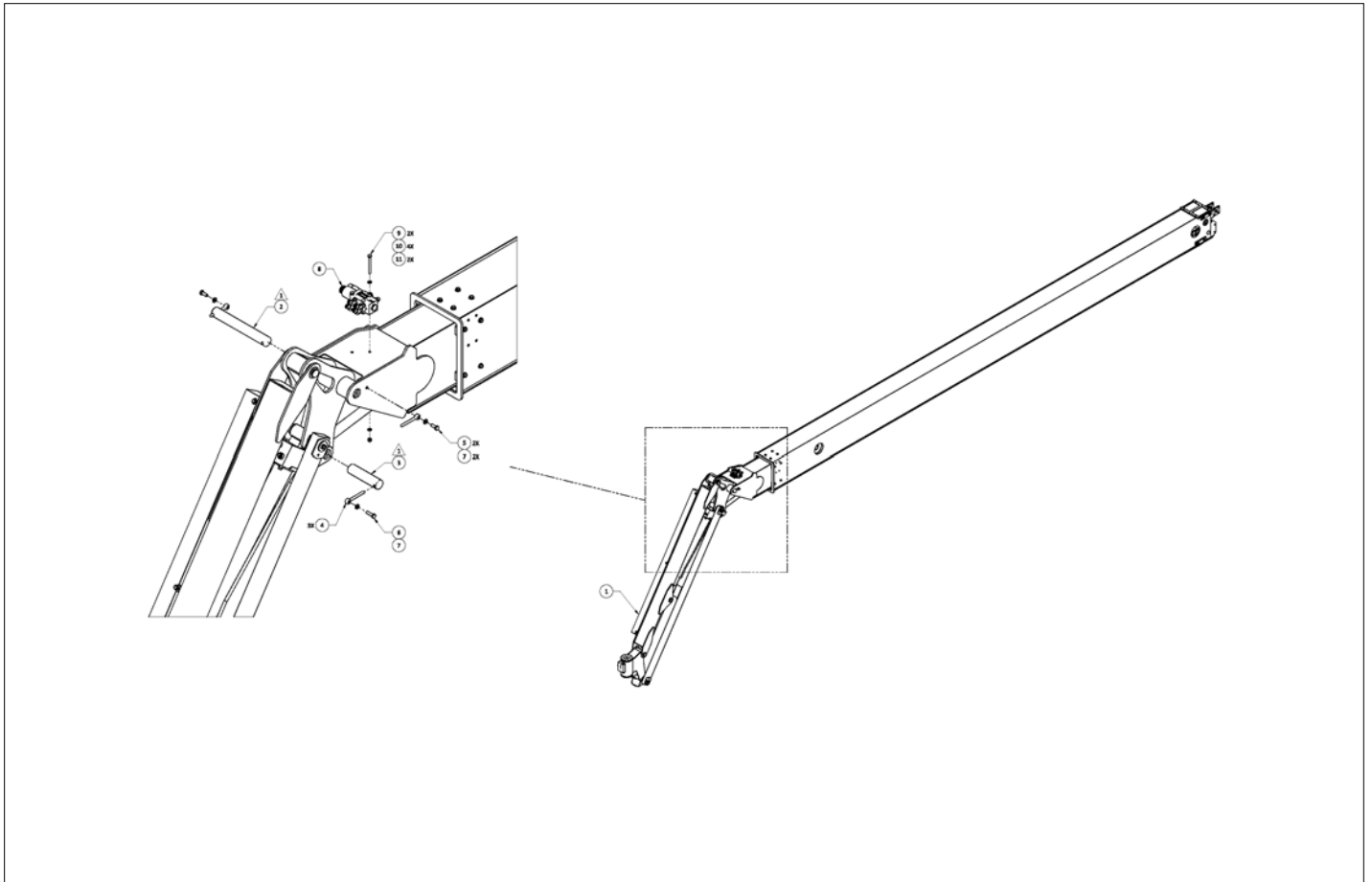
アイテム	部品番号	名前	数量	UOM
*	1430842G	JIB POLARIS 78 INCHES ASSEMBLY FEBURARY 2019 AND BEFORE		EA
1	0420732 1	WLDMT JIB ARM LOWER 7' JIB	2	EA
2	1432689	ACULATOR HELAC ROTATOR	1	EA
3	0420731 1	WLDMTUPPER JIB ARM 7' JIB	1	EA
4	1431664	PIN, 1.25 DIA X 5.915 GRIP	2	EA
5	0172216	PIN TEARDROP 1.0 X 9.43	2	EA
6	5560712	MACH BSHG 1.25 ID X 1.88 OD X	6	EA
7	5560713	MACH BSHG 1.00IDX2.00ODX.075	7	EA
8	0420111 3	CYLINDER JIB	1	EA
9	0420878 1	COVER HOSE 7' JIB	1	EA
10	300541	1.25 SNAPRING	2	EA
11	0172214	END CAP	2	EA
12	0172213	WELDMENT 1.0 5.79 GRIP	1	EA
13	300542	1.00 SNAPRING	1	EA
14	0420132 1	PLT TIE 7' JIB	1	EA
15	100432 004	Hyd Fitting Straight ORFS(04) SAE(06)	2	EA
16	970439	BLTHHD .375 16 X .625 GR5	13	EA
17	986299	WASHER, FLAT, .375 STANDARD, PLATED	13	EA
18	056064 010	Nut NylockNut DIN985 M10 10.0	4	EA
19	056069 010	Washer, SteelFlatWasher DIN125A M10 ZincPlated	4	EA
20	056060 025	HHD BLTM 10 1.5 X 25 GR8.8	4	EA
21	100434 002	FITTING 4MORFF X 4MORB 90 °	1	EA
22	1430860	QUADRANT ASSEMBLY	1	EA
23	100432 002	Hyd Fitting Straight ORFS(04) SAE(04)	1	EA

REPAIR PARTS



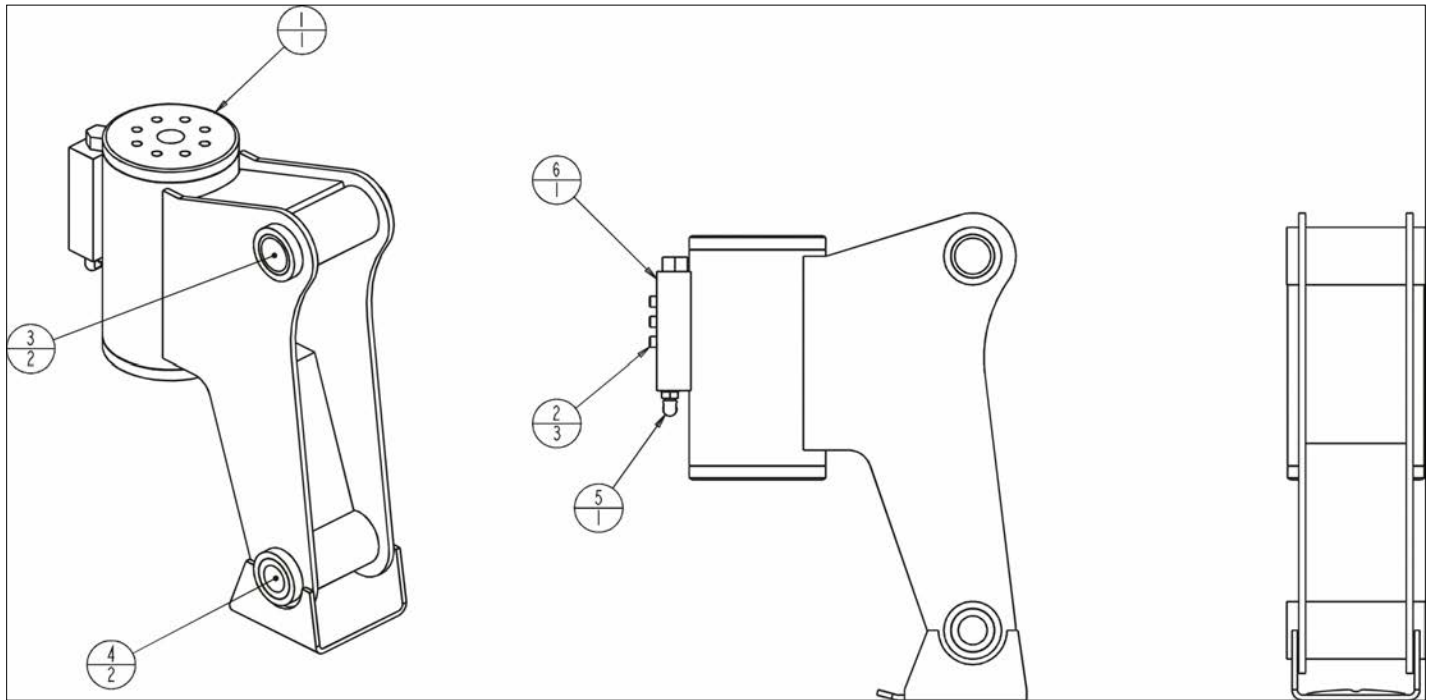
アイテム	部品番号	名前	数量	UOM
*	1430842 H	JIB POLARIS 78 INCHES ASSEMBLY FEBURARY 2019 AND AFTER		EA
1	0420732 1	WLDMT JIB ARM LOWER 7' JIB	2	EA
2	1432689 001	ROTARY ACTUATOR SUNJI	1	EA
3	0420731 1	WLDMTUPPER JIB ARM 7' JIB	1	EA
4	1431664	PIN, 1.25 DIA X 5.915 GRIP	2	EA
5	0172216	PIN TEARDROP 1.0 X 9.43	2	EA
6	5560712	MACH BSHG 1.25 ID X 1.88 OD X	6	EA
7	5560713	MACH BSHG 1.00IDX2.00ODX.075	7	EA
8	0420111 3	CYLINDER JIB	1	EA
9	0420878 1	COVER HOSE 7' JIB	1	EA
10	300541	1.25 SNAPRING	2	EA
11	0172214	END CAP	2	EA
12	0172213	WELDMENT 1.0 5.79 GRIP	1	EA
13	300542	1.00 SNAPRING	1	EA
14	0420132 1	PLT TIE 7' JIB	1	EA
15	100432 004	Hyd Fitting Straight ORFS(04) SAE(06)	2	EA
16	970439	BLTHHD .375 16 X .625 GR5	13	EA
17	986299	WASHER, FLAT, .375 STANDARD, PLATED	13	EA
18	056064 010	Nut NylockNut DIN985 M10 10.0	4	EA
19	056069 010	Washer, SteelFlatWasher DIN125A M10 ZincPlated	4	EA
20	056060 025	HHD BLTM 10 1.5 X 25 GR8.8	4	EA
21	100434 002	FITTING 4MORFF X 4MORB 90 °	1	EA
22	1430860	QUADRANT ASSEMBLY	1	EA
23	100432 002	Hyd Fitting Straight ORFS(04) SAE(04)	1	EA

REPAIR PARTS



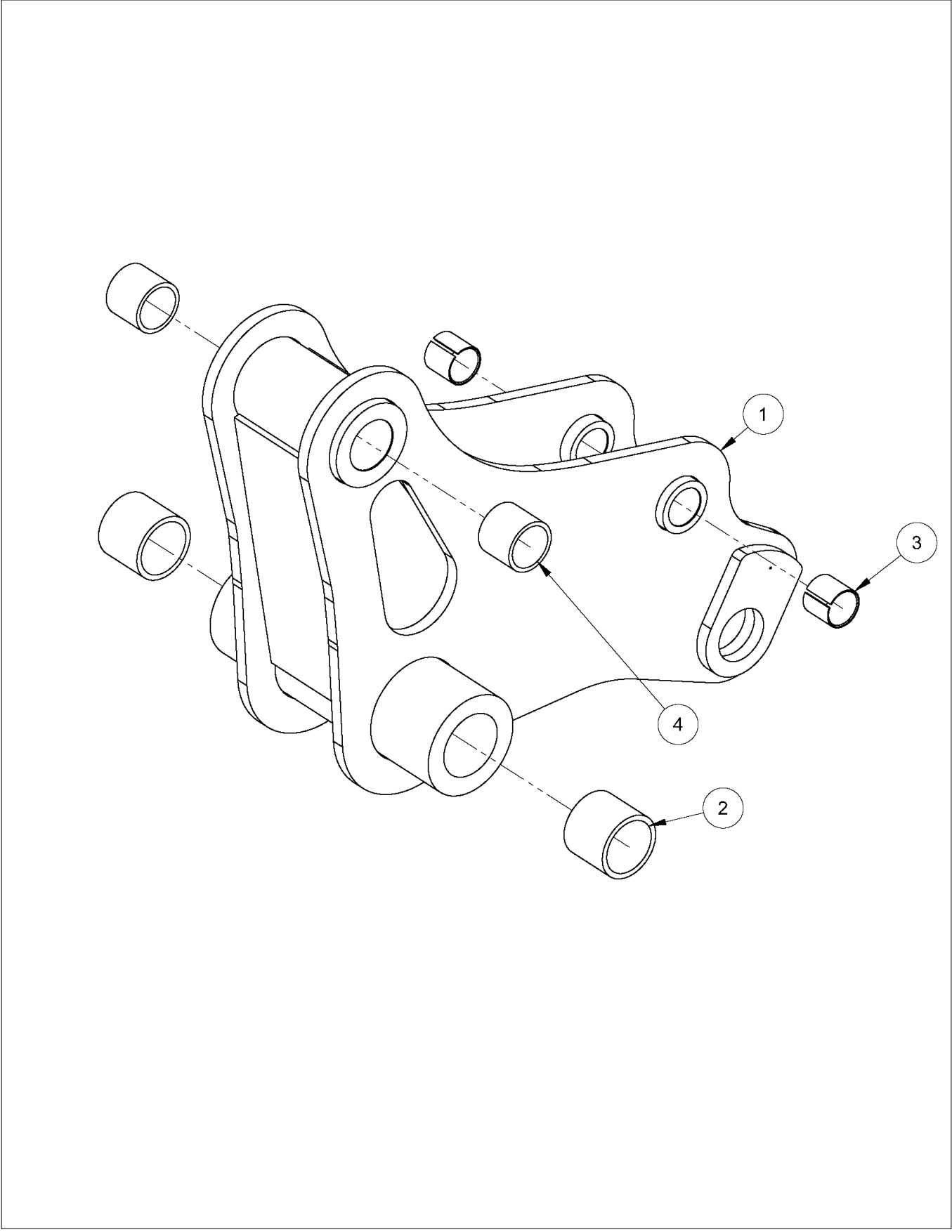
アイテム	部品番号	名前	数量	UOM
	1432218B	JIB 460SJ 660SJ INSTALL		EA
1	1430842	ASSEMBLY, JIB POLARIS 78INCH	1	EA
2	106568 100	TIP BOOM PIVOT PIN	1	EA
3	1430852	SLAVE CYL ROD PIN	1	EA
4	065214 000	ROD END 3/8"	3	EA
5	058508 025	HHCS M10 X 25MM GR10.9 DIN933	2	EA
6	058509 035	HHCS M10 X 1.5 X 35 GR10.9 DIN 933	1	EA
7	5563543	WSHR, FLAT M10 YL ZN GR 10.9	3	EA
8	1430830	SELECTOR VALVE ASSY	1	EA
9	056059 080	Bolt, HexBolt DIN931 M8 x 80mm	2	EA
10	056069 008	WASHER, STEELFLATWASHER DIN12M8 FLAT WASHER DIN 125	4	EA
11	056064 008	NUT HEX M8 1.25 GR10.9 SELF LOCKING DIN 985	2	EA

REPAIR PARTS



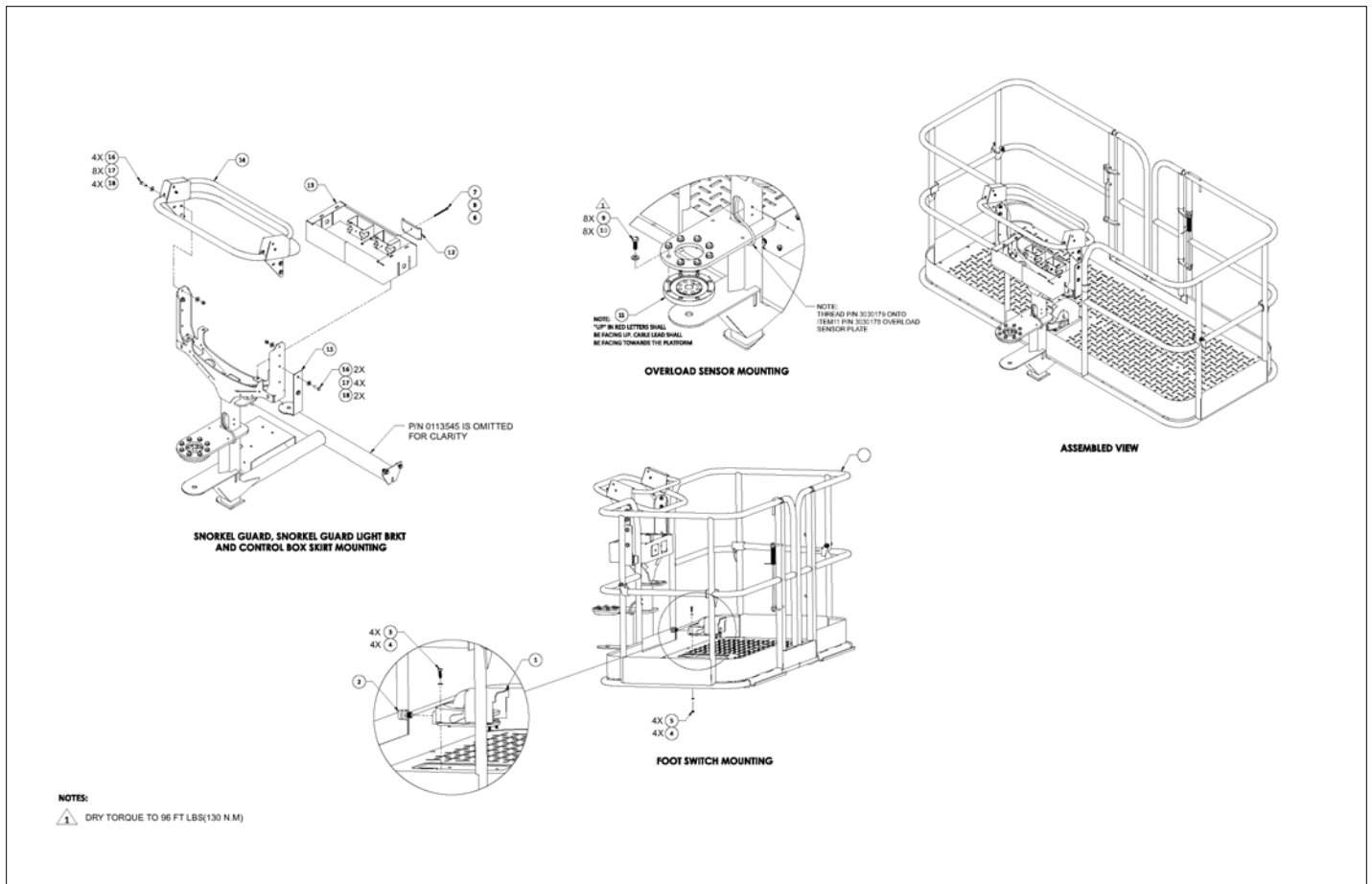
アイテム	部品番号	名前	数量	UOM
Not Shown	0420114 D	PLATFORM ROTATOR ASSEMBLY		EA
1	0420113	WLDMT ROTATOR PLATF	1	EA
2	978419	BLT SKTHD .250 20 X 1.50 GR8 P	4	EA
3	2500051	BASE END BRG 1.25ID X 1.50OD (10001174 FISHER CYL)	2	EA
4	2509677	BUSHING BOTTOM	2	EA
5	5035303	FTG ELB90STRTHD 4B 4S STL	3	EA
6	6019089	VALVE DUAL COUNTERBALANCE	1	EA

REPAIR PARTS



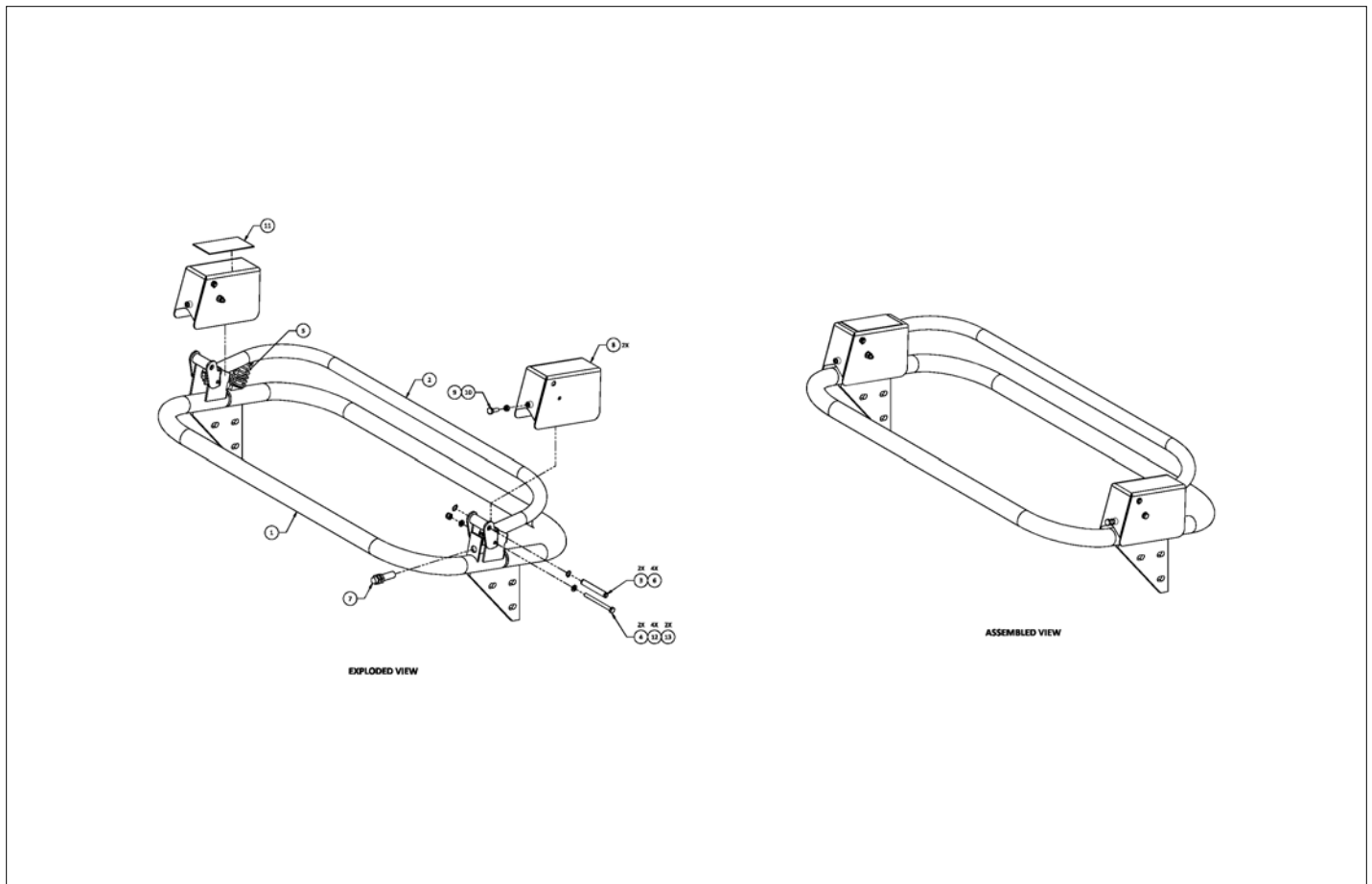
アイテム	部品番号	名前	数量	UOM
Not Shown	1430860 A	QUADRANT ASSEMBLY		EA
1	1430843	WELDMENT, JIB INNER QUADRANT	1	EA
2	2509717	BEARING 40 48 40	2	EA
3	2500060	BEARING 1.0ID X 1.125OD X 1.00LG	2	EA
4	2500035	BEARING	2	EA

REPAIR PARTS



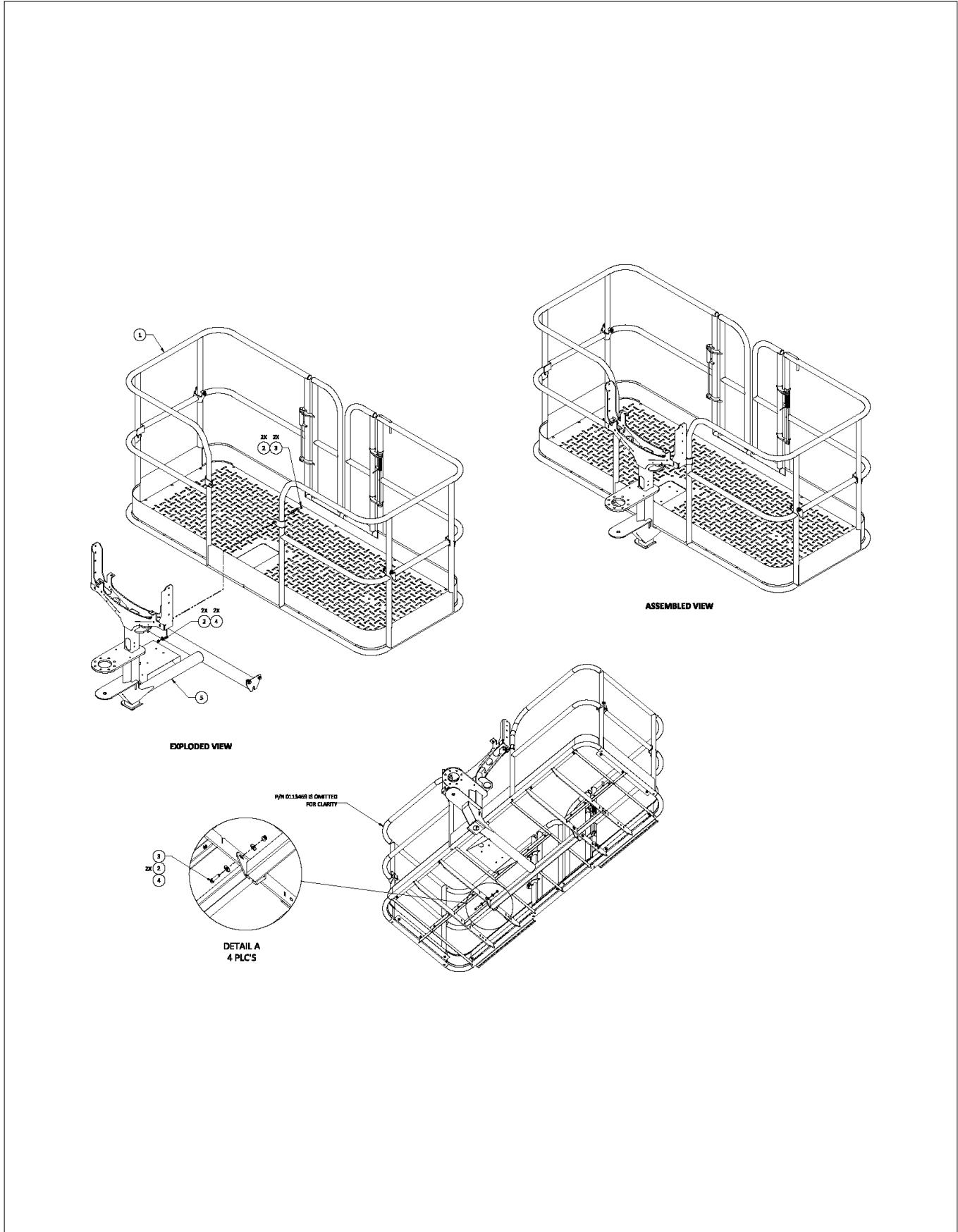
アイテム	部品番号	名前	数量	UOM
	1432065 B	PLATFORM COMPONENTS 660SJ ASSEMBLY		EA
1	3020021	Foot Switch	1	EA
2	3040116	CONN .75 .500 .625	1	EA
3	5563491	BOLT HXHD M8X1.25X25YLZNGR10.9	4	EA
4	5563542	WSHR, FLAT M8 YL ZN GR 10.9	8	EA
5	5563555	NUT HEX M8X1.25 YL ZN GR10.9	4	EA
6	5563554	NUT HEX M6X1 YL ZN PLT GR10.9	1	EA
7	5563778	BOLT, HEXHD M6 X 1 X 90 ZN PLT GR8.8	1	EA
8	5563541	WASHER, FLAT, M6, STEEL, C10.9, YELLOW ZINC	1	EA
9	5663509	WASHER, FLAT M6 YL ZN GR 10.9	8	EA
10	5563544	WSHR, FLAT M12 YL ZN GR 10.9	8	EA
11	3030188	OVERLOAD SENSOR PLATE	1	EA
12	0113634	PLATE, 120V COVER	1	EA
13	0113450	WLDMT CONTROL BOX SKIRT	1	EA
14	1432230	ASSY SNORKEL GUARD 660SJ	1	EA
15	1431693	BRACKET SNORKEL GUARD LIGHT	1	EA
16	972479	BLT HEXHD .375 16 1.25 GR5	6	EA
17	986299	WASHER, FLAT, .375 STANDARD, PLATED	12	EA
18	5560033	.375 16UNC HEX LOCK NUT	6	EA
19	1432066	ASSY PLATFORM MOUNT	1	EA

REPAIR PARTS



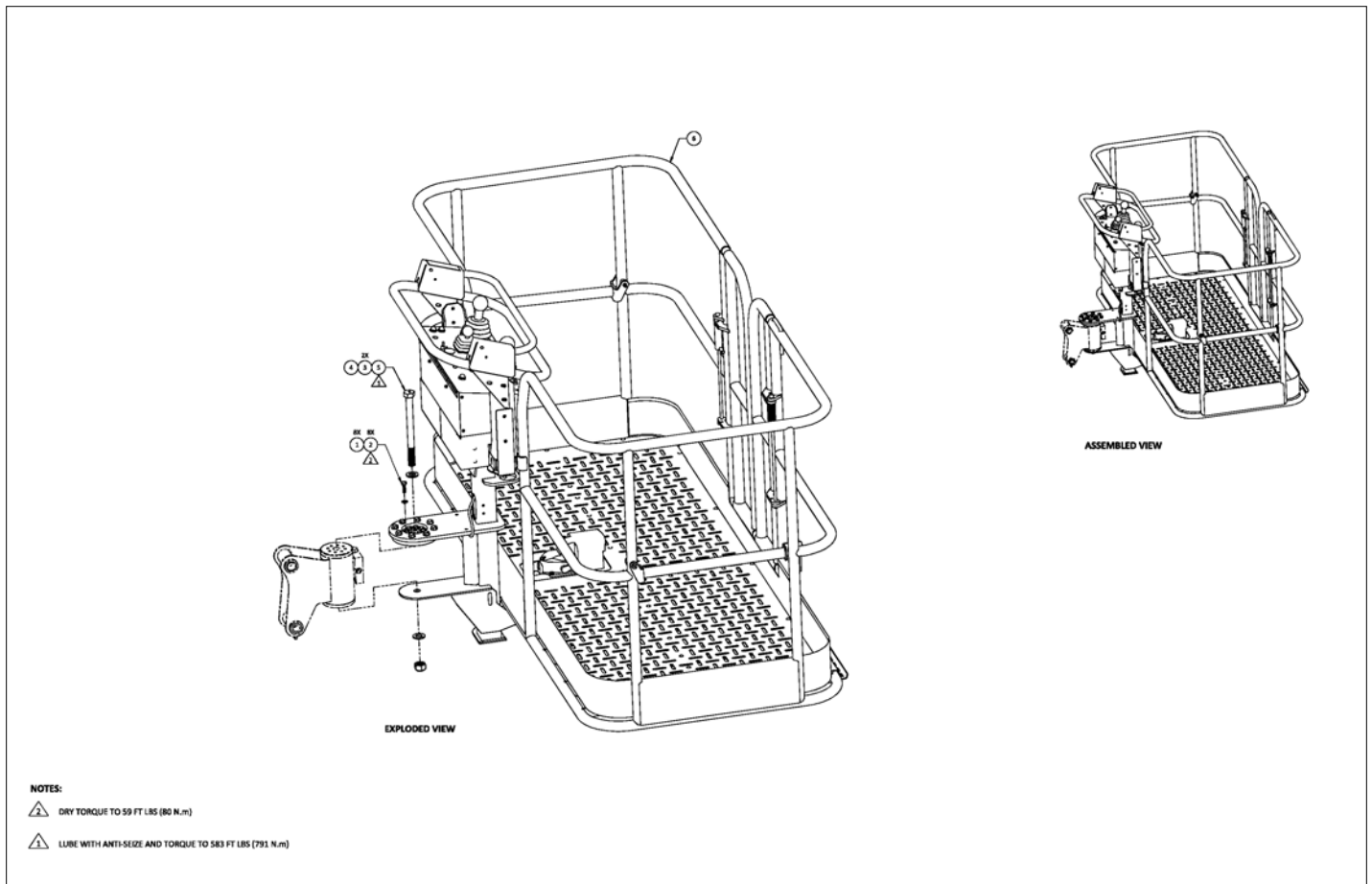
アイテム	部品番号	名前	数量	UOM
	1432230 A	SNORKEL GUARD ASSEMBLY		EA
1	0113519	WLDMT, SNORKEL GUARD	1	EA
2	0113529	WLDMT ACTIVATION BAR	1	EA
3	0113528	PIN .375 X 2.31 GRIP	2	EA
4	5563789	HHCS M6X1X70 G10.9 ISO 4014 DIN 931	2	EA
5	0113530	SPRING ANTI ENTRAPMENT	1	EA
6	5593018	RETAINING RING, EXTERNAL, .375 DIA, BASIC	4	EA
7	3028844	IFS241 (IFM PROXY)	1	EA
8	0113538	WLDMT SHEILD	2	EA
9	984069	NUT HEX .250 20	1	EA
10	970029	BLT .25 20 .750	1	EA
11	7030163	DECAL SNORKEL GUARD OVERRIDE OPERATION	1	EA
12	056069 006	WSHR STEELFLATWSHE M6 DIN125A	4	EA
13	056066 006	Nut NylockNut DIN985 M6 8.0 Zi	2	EA

REPAIR PARTS



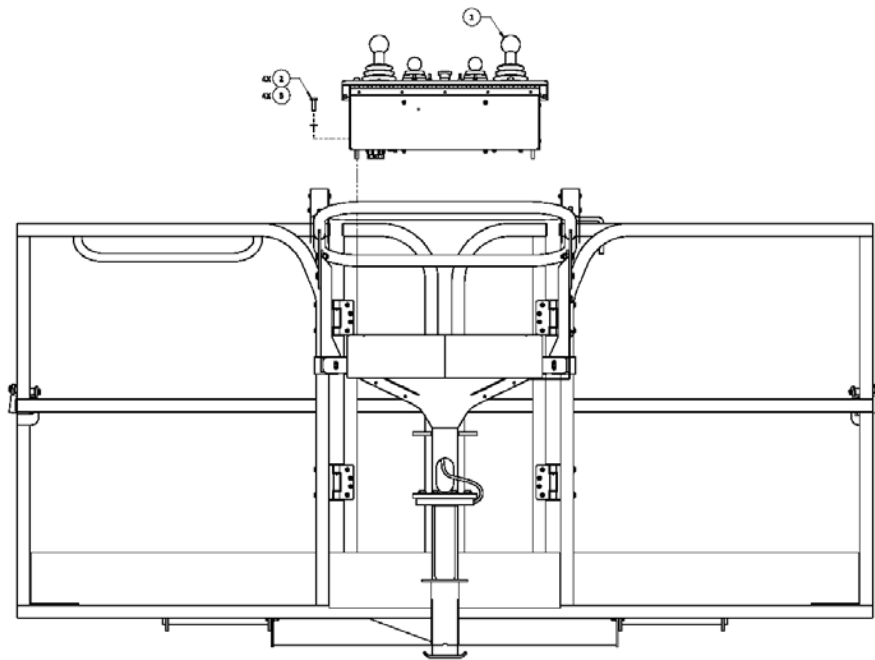
アイテム	部品番号	名前	数量	UOM
	1432066 A	ASSEMBLY, PLATFORM MOUNT		EA
1	0113545	ASSY, SD PLATFORM	1	EA
2	986299	WASHER, FLAT, .375 STANDARD, PLATED	2	EA
3	972479	BLT HEXHD .375 16 1.25 GR5	6	EA
4	5560033	.375 16UNC HEX LOCK NUT	6	EA
5	1432064	WELDMENT PLATFORM MOUNT	1	EA

REPAIR PARTS



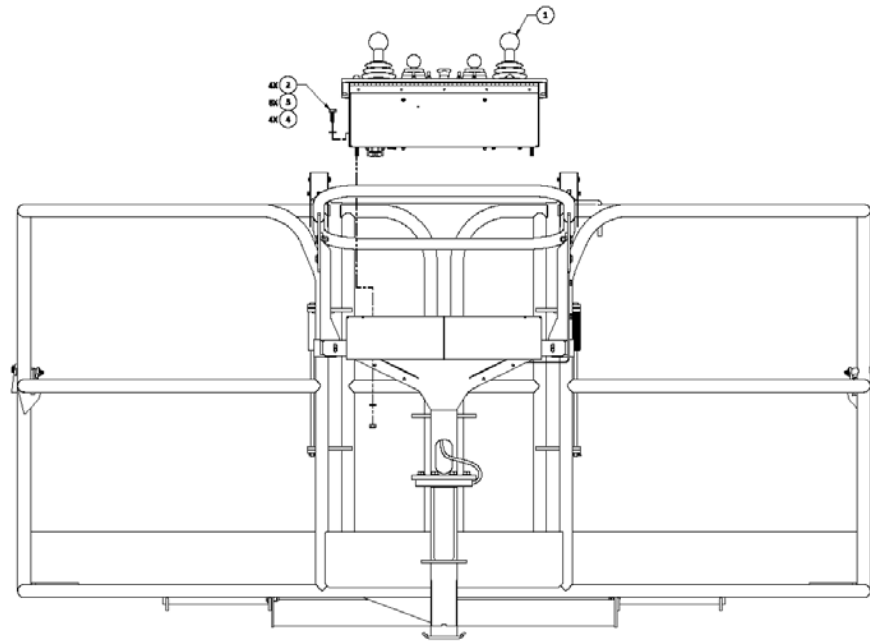
アイテム	部品番号	名前	数量	UOM
	1432157 B	PLATFORM ANSI CE EXPORT CSA EXPORT 660SJ INSTALL		EA
1	5563543	WSHR, FLAT M10 YL ZN GR 10.9	8	EA
2	5563501	BOLT HXHD M10X1.5X35 YZ GR10.9	8	EA
3	5563549	WASHER, FLAT M24 YL ZN GR 10.9	2	EA
4	5563563	NUT, HEX M24X3 YL ZN PLT GR10.9	1	EA
5	512649 280	BOLT,HexBolt,DIN931,M24 x 280m	1	EA
6	1432065	ASSY PLATFORM COMPONENTS	1	EA

REPAIR PARTS



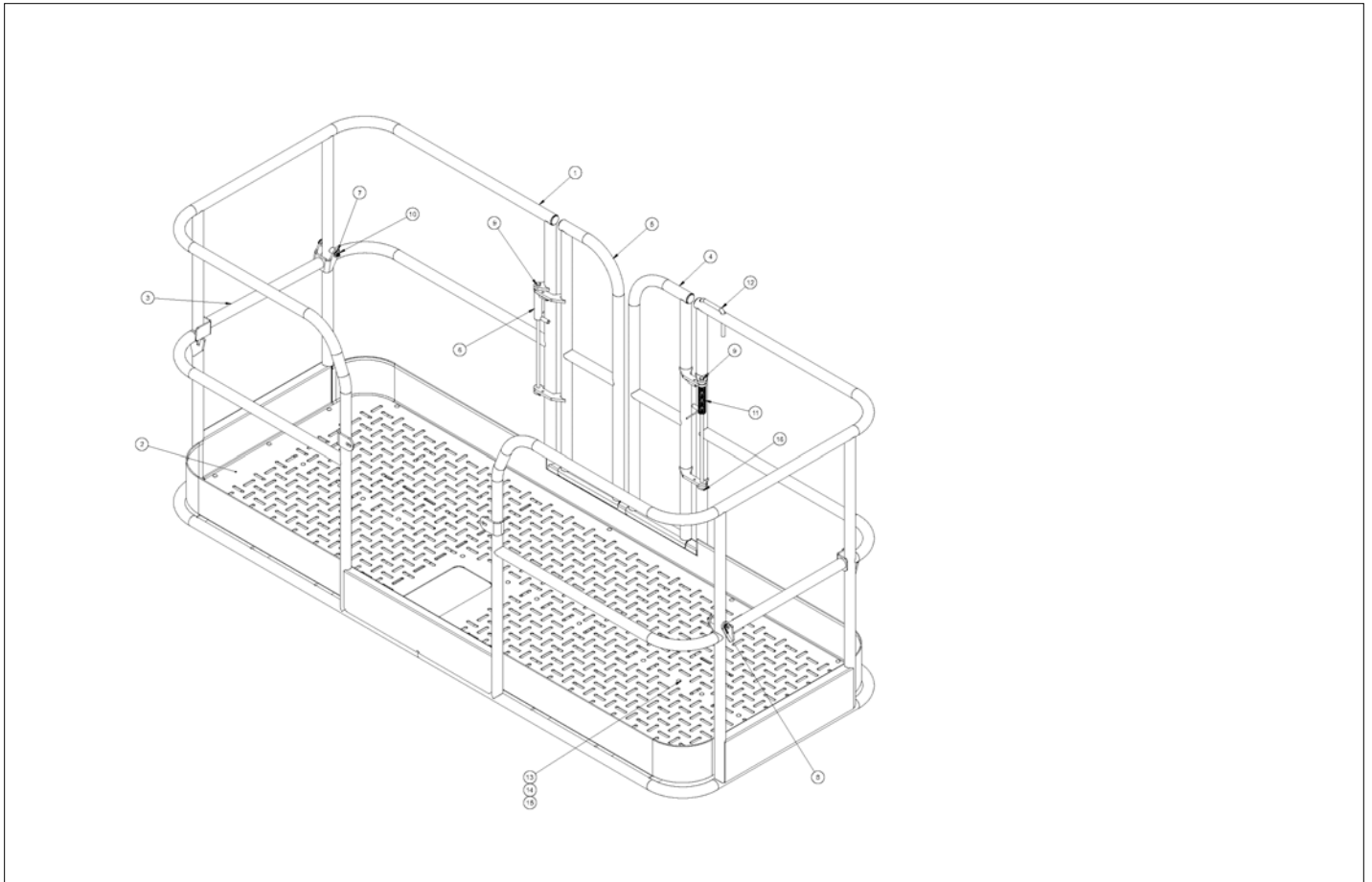
アイテム	部品番号	名前	数量	UOM
Not Shown	1432546A	PLATFORM CONTROL BOX CUMMINS 600S INSTALL		EA
1	1432523	BOX UPR CTL CUMNS 600S	1	EA
2	058509 030	Bolt, HexBolt DIN931 M10 x 30mm 10.9 Dacromet	4	EA
3	056069 010	Washer, SteelFlatWasher DIN125A M10 ZincPlated	4	EA

REPAIR PARTS



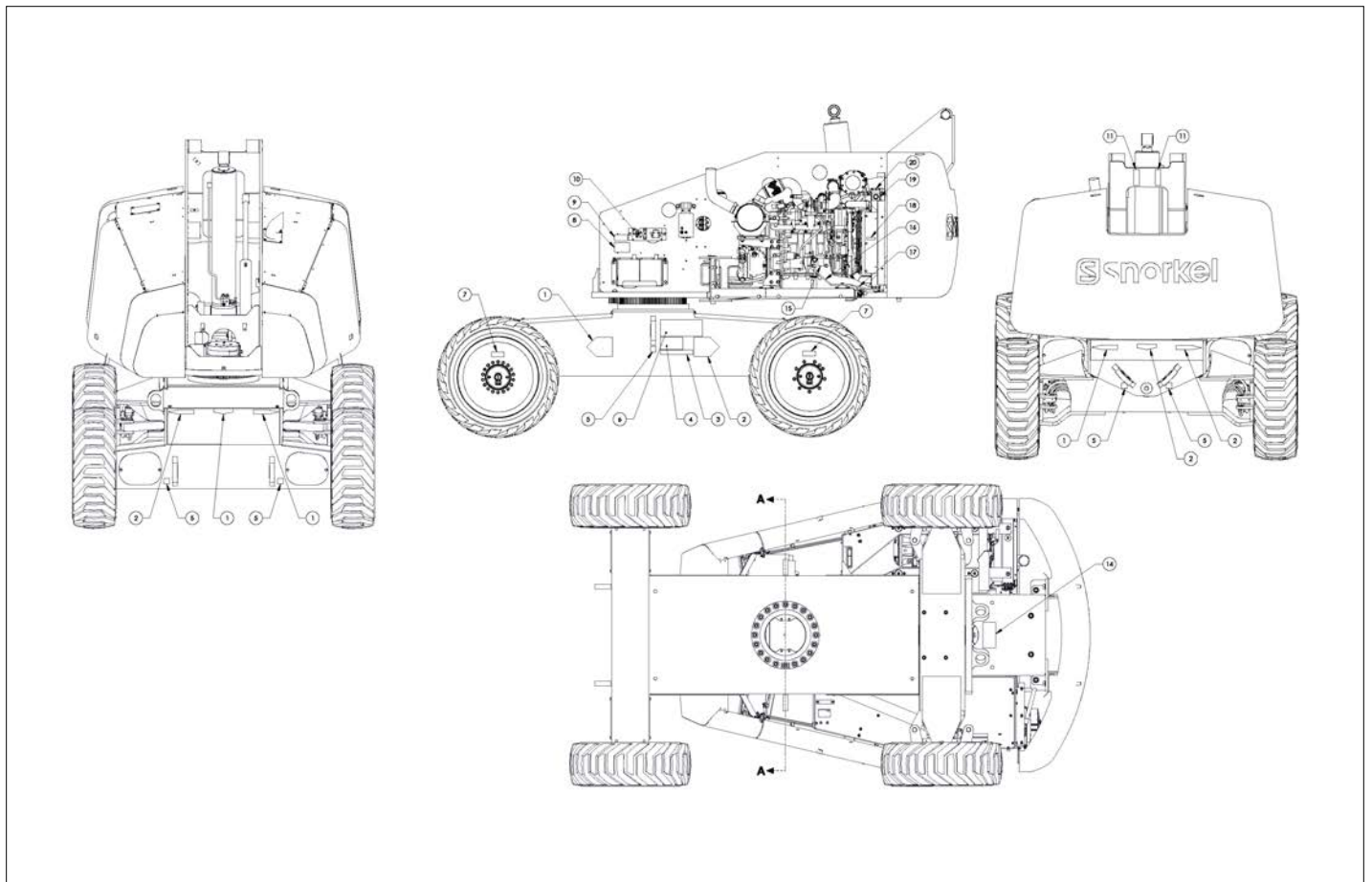
アイテム	部品番号	名前	数量	UOM
Not Shown	1432085A	PLATFORM CONTROL BOX CUMMINS 660SJ INSTALL		EA
1	1432095	BOX UPPER CONTROL CUMMINS	1	EA
2	5563500	BOLT HXHD M10X1.5X30 YZ GR10.9	4	EA
3	5563543	WSHR, FLAT M10 YL ZN GR 10.9	8	EA
4	5563556	NUT HEX M10X1.5 YL ZN GR10.9	4	EA

REPAIR PARTS

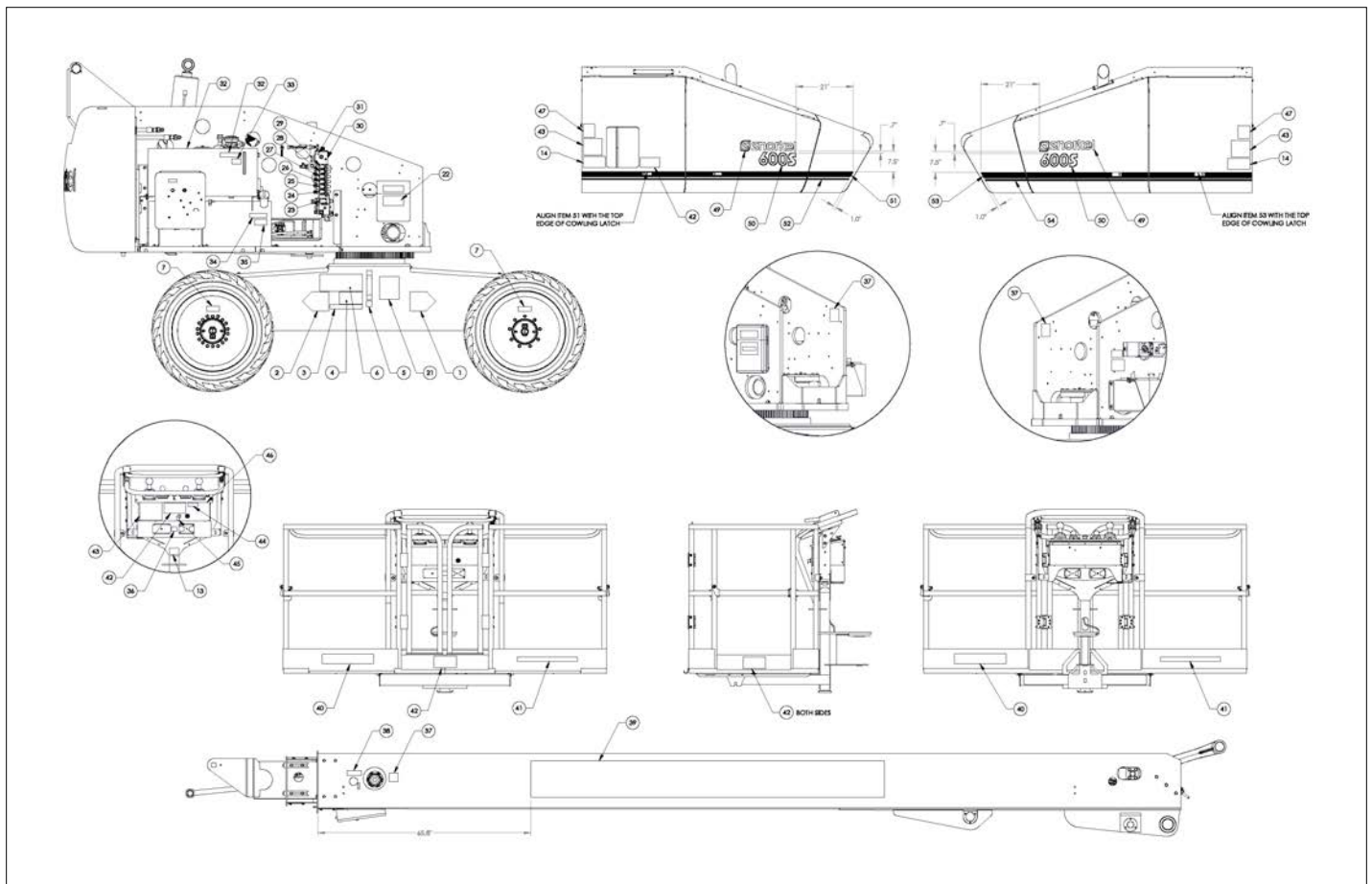


アイテム	部品番号	名前	数量	UOM
Not Shown	0113545 C	SD PLATFORM ASSEMBLY		EA
1	0113453	WELDMENT, PLATFORM	1	EA
2	0113469	FLOOR, SD PLATFORM	1	EA
3	0113485	WELDMENT, PIVOT GATE	2	EA
4	0113471	WELDMENT, SD LEFT	1	EA
5	0113470	WELDMENT, SD RIGHT	1	EA
6	0071837	TORSION SPRING BASKET MODIF.	1	EA
7	986299	WASHER, FLAT, .375 STANDARD, PLATED	2	EA
8	5560237	BLT SKTHD SHLDR .500 2.75 HEX	2	EA
9	1501820	PIN, .375DIA x 17.75	2	EA
10	5560123	.375 16UNC THIN HEX LOCK NUT	2	EA
11	0113615	TORSION SPRING SALOON DOOR LH	1	EA
12	0113550	WELDMENT, HOOK PANEL COVER	1	EA
13	972569	BOLT CRG .250 20 .750 PLTD	28	EA
14	986019	WSHR FLAT .250	28	EA
15	5560004	NUT LKG .250 20	28	EA
16	988169	PIN COTTER .125 DIA .75	2	EA

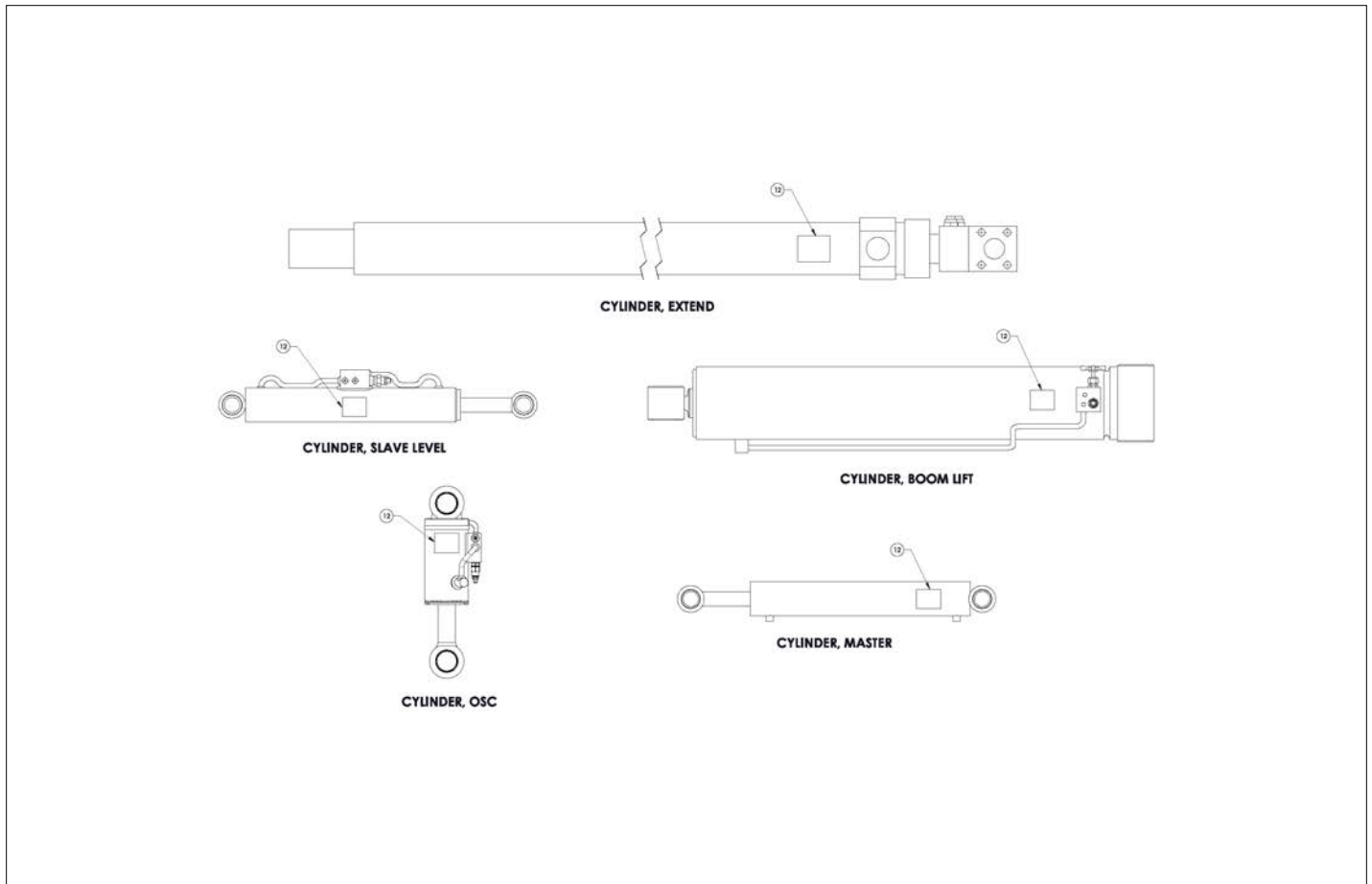
REPAIR PARTS



アイテム	部品番号	名前	数量	UOM
	1432540 C	DECAL KIT INSTALLATION ANSI CUMMINS 600S		EA
1	0070540	DECAL, YELLOW ARROW	5	EA
2	0070541	DECAL, BLUE ARROW	5	EA
3	0072531	DECAL, ELECTROCUTION HAZ	2	EA
4	0073298	Decal, Foam Tyres	2	EA
5	0083426	Decal, Lifting and Tie Down	6	EA
6	0323896	DECAL DNGR ELEC HAZARD	2	EA
7	7030171	DECAL, WHEEL TORQUE	4	EA
8	7030189	DECAL BATTERY CONNECTION	1	EA
9	0074316	DECAL, CAUTION GOVERNOR DAMAGE	1	EA
10	7030194	DECAL BATTERY ON/OFF	1	EA
11	0075919	DECAL, WIRE ROPE INSPECT	2	EA
12	0074311	DECAL DANGER CYLINDER FAILURE	5	EA
13	0150448	DECAL ATTACH FALL RESTRAINT	1	EA
14	7030190	DECAL EMERGENCY LOWER VALVE	3	EA
15	7030193	DECAL ENGINE RPM	1	EA
16	7030187	DECAL ENGINE OIL CHANGE	1	EA
17	7030191	DECAL REPLACE FUEL FILTERS	1	EA
18	0151410	DECAL, DANGER ROTATING PARTS	1	EA
19	7030192	DECAL COOLANT LEVEL	1	EA
20	7030188	DECAL COOLANT CAPACITY	1	EA
21	0070901	Serial Number Plate, US Machines	1	EA
22	0075899	DECAL, OPERATING & SAFETY INST	1	EA
23	0075887	DECAL, MANIFOLD DRIVE	1	EA
24	0075888	DECAL, MANIFOLD LIFT	1	EA



アイテム	部品番号	名前	数量	UOM
25	0075889	DECAL, MANIFOLD EXTEND	1	EA
26	0075890	DECAL, MANIFOLD SWING	1	EA
27	0075891	DECAL, MANIFOLD JIB/PLATFORM	1	EA
28	0075892	DECAL, MANIFOLD STEER	1	EA
29	0075893	DECAL, MANIFOLD LEVEL	1	EA
30	0075894	DECAL, MANIFOLD SHIFT	1	EA
31	0075895	DECAL, MANIFOLD OSCILLATE	1	EA
32	0071927	DECAL, HYDRAULIC OIL	2	EA
33	7030169	DECAL, HYDRAULIC CAPACITY	1	EA
34	0113885	DECAL DIESEL ULTRA LOW SULFER	1	EA
35	7030170	DECAL, FUEL CAPACITY	1	EA
36	0075921	DECAL, POWER TO PLATFORM	1	EA
37	0190989E	DECAL DNGR DO NOT REACH	3	EA
38	0073667	DECAL INSPECT WIRE ROPES	1	EA
39	1432464	DECAL, SNORKEL 600S (LARGE)	1	EA
40	569295	DECAL, SNORKEL BRAND LOGO 3.00	2	EA
41	7030068	DECAL, SNORKELLIFTS.COM	2	EA
42	1431454	DECAL WEIGHT CAPACITY	5	EA
43	0074210	DECAL, DANGER ELEC/TIP HAZARD	3	EA
44	0082164	DECAL DNGR DO NOT RIDE PLATF	1	EA
45	0075922	DECAL, I/O UPPER CONTROL BOX	1	EA
46	1433306	DECAL, UPPER CONTROL BOX	1	EA
47	0323897	Decal, Must Not Operate	2	EA
49	1432774	DECAL SNORKEL 20 3/8"	2	EA
50	1432662	DECAL 600S COWLING	2	EA
51	1432801	DECAL 2" STRIPE LEFT	1	EA



アイテム	部品番号	名前	数量	UOM
52	1432802	DECAL 1/2" STRIPE LEFT	1	EA
53	1432803	DECAL 2" STRIPE RIGHT	1	EA
54	1432804	DECAL 1/2" STRIPE RIGHT	1	EA

REPAIR PARTS

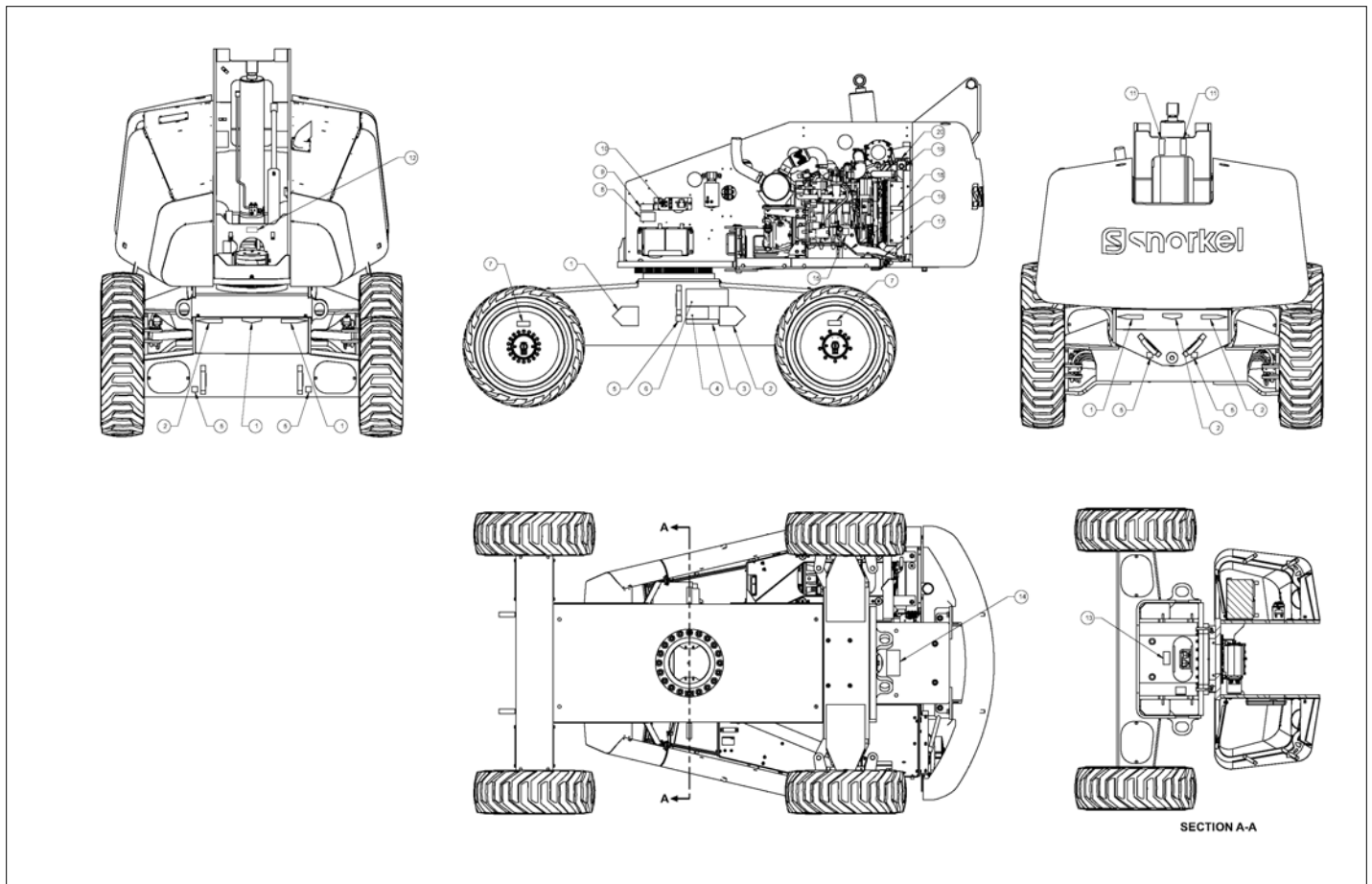
**NO IMAGE AVAILABLE
(BOM FOR REFERENCE ONLY)**

アイテム	部品番号	名前	数量	UOM
	1433770 A	DECAL KIT INSTALLATION CE AS 600S		EA
1	0070540	DECAL, YELLOW ARROW	5	EA
2	0070541	DECAL, BLUE ARROW	5	EA
3	0072531	DECAL, ELECTROCUTION HAZ	2	EA
4	0073298	Decal, Foam Tyres	2	EA
5	0323896	DECAL DNGR ELEC HAZARD	2	EA
6	7030189	DECAL BATTERY CONNECTION	1	EA
7	7030194	DECAL BATTERY ON/OFF	1	EA
8	1433772	DECAL, HARNESS TETHER, TWO MAN	1	EA
9	0074311	DECAL DANGER CYLINDER FAILURE	5	EA
10	0151410	DECAL, DANGER ROTATING PARTS	1	EA
11	0070901	Serial Number Plate, US Machines	1	EA
12	0075899	DECAL, OPERATING & SAFETY INST	1	EA
13	0075887	DECAL, MANIFOLD DRIVE	1	EA
14	0075888	DECAL, MANIFOLD LIFT	1	EA
15	0075889	DECAL, MANIFOLD EXTEND	1	EA
16	0075890	DECAL, MANIFOLD SWING	1	EA
17	0075891	DECAL, MANIFOLD JIB/PLATFORM	1	EA
18	0075892	DECAL, MANIFOLD STEER	1	EA
19	0075893	DECAL, MANIFOLD LEVEL	1	EA
20	0075894	DECAL, MANIFOLD SHIFT	1	EA
21	0075895	DECAL, MANIFOLD OSCILLATE	1	EA
22	0071927	DECAL, HYDRAULIC OIL	2	EA
23	0113885	DECAL DIESEL ULTRA LOW SULFER	1	EA
24	0075921	DECAL, POWER TO PLATFORM	1	EA

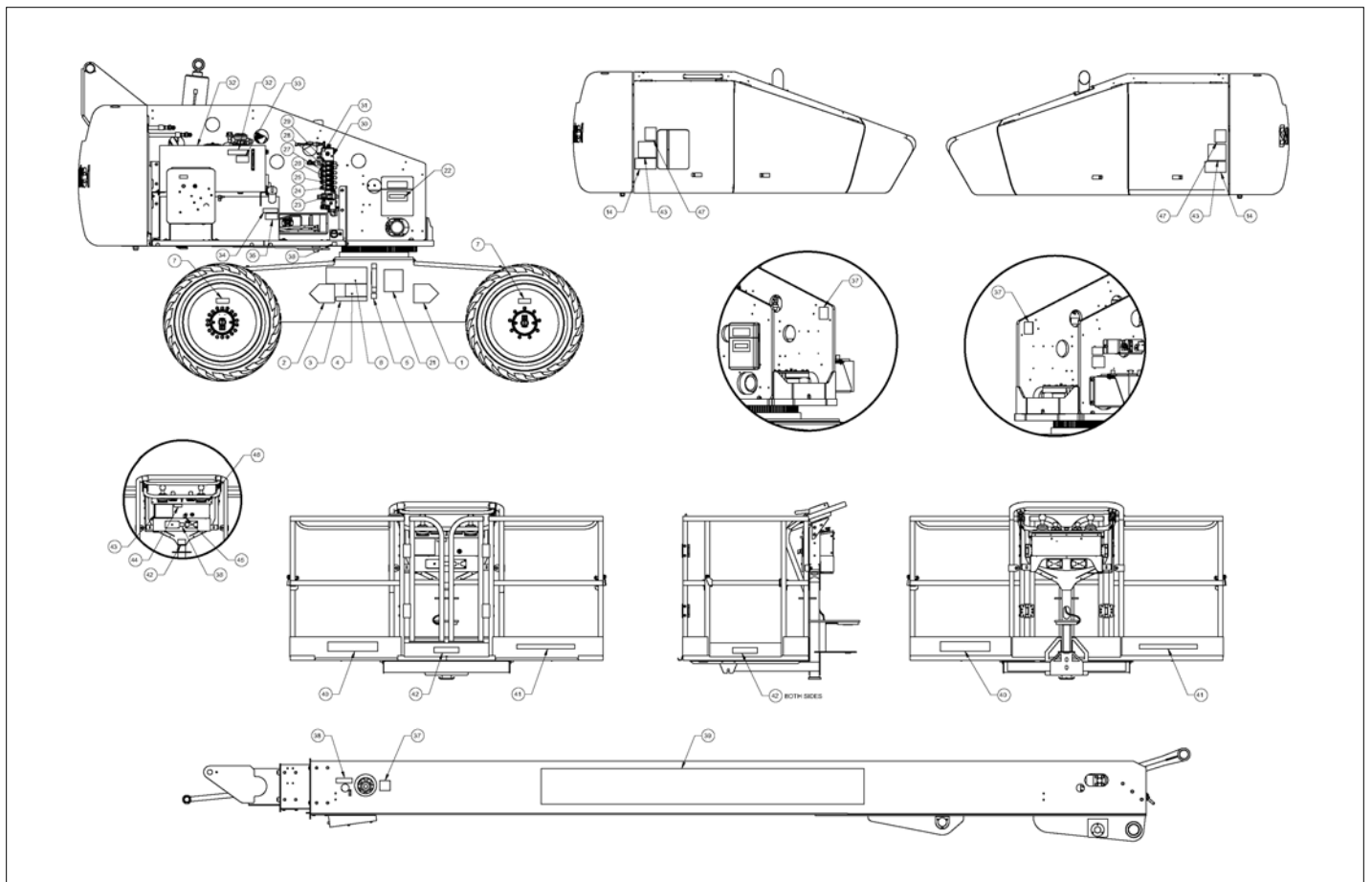
アイテム	部品番号	名前	数量	UOM
25	0190989	DECAL DNGR DO NOT REACH	3	EA
26	0075919	DECAL, WIRE ROPE INSPECT	2	EA
27	0073667	DECAL INSPECT WIRE ROPES	1	EA
28	569295	DECAL, SNORKEL BRAND LOGO 3.00	2	EA
29	1432774	DECAL SNORKEL 20 3/8"	2	EA
30	7030068	DECAL, SNORKELLIFTS.COM	2	EA
31	1433729	DECAL, WEIGHT FOR DUAL CAPACITY	1	EA
32	1432798	DECAL WEIGHT CAPACITY	4	EA
33	0074210	DECAL, DANGER ELEC/TIP HAZARD	3	EA
34	0082164	DECAL DNGR DO NOT RIDE PLATF	1	EA
35	0323897	Decal, Must Not Operate	2	EA
36	1433306	DECAL, UPPER CONTROL BOX	1	EA
37	1433537	DECAL, PLTFRM SYMBOLS	1	EA
38	1433538	DECAL, PLTFRM CAP LGT	1	EA
39	1433539	DECAL, PLTFRM LGTS	1	EA
40	1433540	DECAL, GRND CTRL SYMBOLS	1	EA
41	1433541	DECAL, PLTFRM CTRL WARNING	1	EA
42	1433544	DECAL, FOOT SWITCH OPERATION	1	EA
43	0075922	DECAL, I/O UPPER CONTROL BOX	1	EA
44	7030171	DECAL, WHEEL TORQUE	4	EA
45	0113988	DECAL, MAXIMUM WHEEL LOAD, 600	4	EA
46	106717 003	decal, danger wheel position CE ONLY	4	EA
47	0182077E	DECAL, NoISE LEvEL	1	EA
48	0161819	DECAL EMER LOWERING PROCEDURE	1	EA

アイテム	部品番号	名前	数量	UOM
49	0083426	Decal, Lifting and Tie Down	2	EA
50	0083427	Decal, Lifting/Tie Down	4	EA
51	7030170	DECAL, FUEL CAPACITY	1	EA
52	7030169	DECAL, HYDRAULIC CAPACITY	1	EA
53	7030188	DECAL COOLANT CAPACITY	1	EA
54	7030192	DECAL COOLANT LEVEL	1	EA
55	1432803	DECAL 2" STRIPE RIGHT	1	EA
56	1432804	DECAL 1/2" STRIPE RIGHT	1	EA
57	1432802	DECAL 1/2" STRIPE LEFT	1	EA
58	1432801	DECAL 2" STRIPE LEFT	1	EA
59	1432662	DECAL 600S COWLING	2	EA
60	1432464	DECAL, SNORKEL 600S (LARGE)	1	EA
61	1433569	DECAL, COOLANT LEVEL DEUTZ	1	EA
62	1433568	DECAL, COOLANT CAPACITY DEUTZ	1	EA
63	7030001	DECAL STRIPE RED /WHT 2 in	20	EA

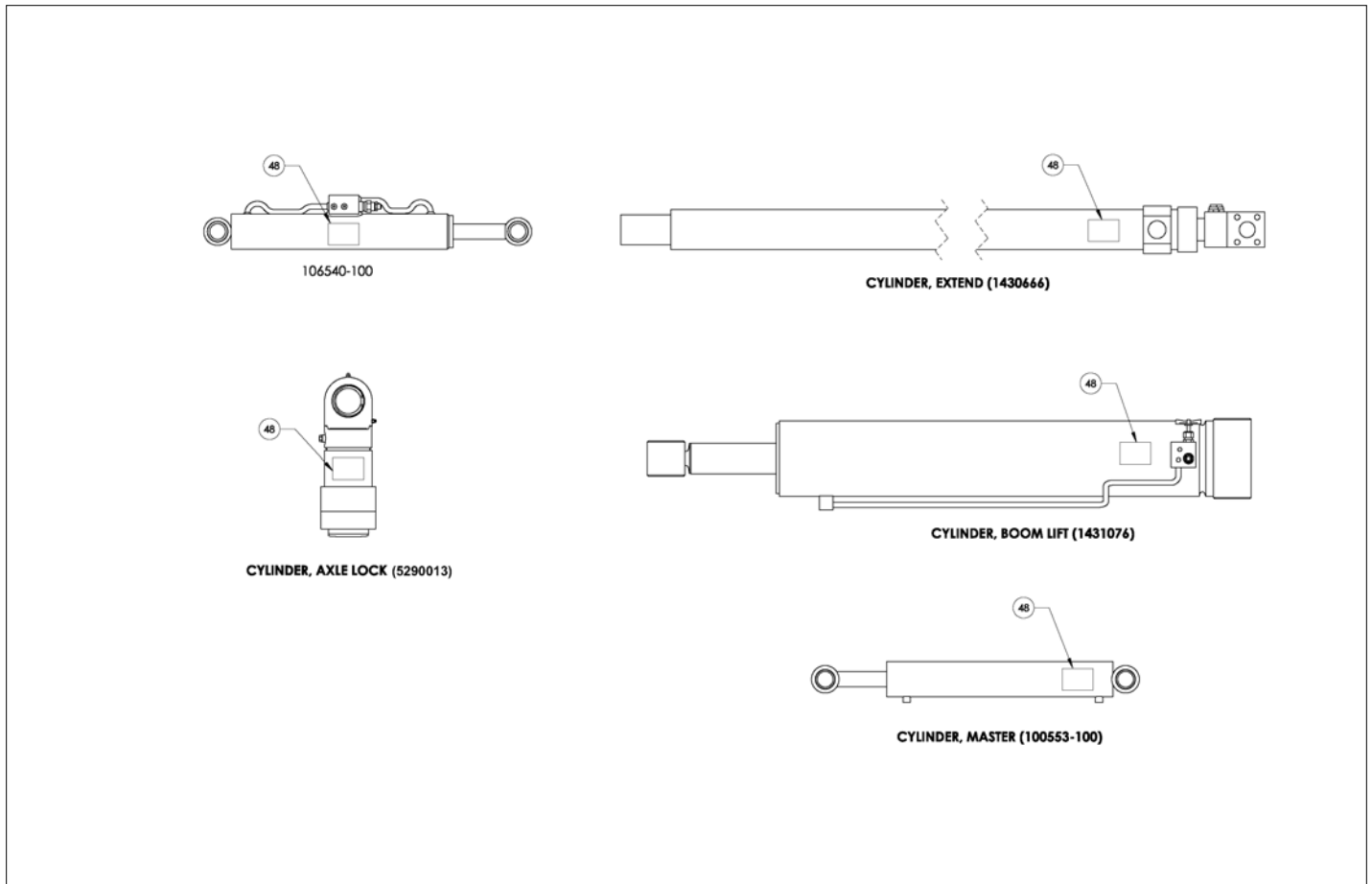
REPAIR PARTS



アイテム	部品番号	名前	数量	UOM
	1432663 A	DECAL DOMESTIC CUMMINS 660SJ INSTALL		EA
1	0070540	DECAL, YELLOW ARROW	5	EA
2	0070541	DECAL, BLUE ARROW	5	EA
3	0072531	DECAL, ELECTROCUTION HAZ	2	EA
4	0073298	Decal, Foam Tyres	2	EA
5	0083426	Decal, Lifting and Tie Down	6	EA
6	0323896	DECAL DNGR ELEC HAZARD	2	EA
7	7030171	DECAL, WHEEL TORQUE	4	EA
8	7030189	DECAL BATTERY CONNECTION	1	EA
9	0074316	DECAL, CAUTION GOVERNOR DAMAGE	1	EA
10	7030194	DECAL BATTERY ON/OFF	1	EA
11	0075919	DECAL, WIRE ROPE INSPECT	2	EA
12	7030172	DECAL, ROTATION BEARING 3/4"	1	EA
13	7030173	DECAL, ROTATION BEARING 5/8"	1	EA
14	7030190	DECAL EMERGENCY LOWER VALVE	2	EA
15	7030193	DECAL ENGINE RPM	1	EA
16	7030187	DECAL ENGINE OIL CHANGE	1	EA
17	7030191	DECAL REPLACE FUEL FILTERS	1	EA
18	0151410	DECAL, DANGER ROTATING PARTS	1	EA
19	7030192	DECAL COOLANT LEVEL	1	EA
20	7030188	DECAL COOLANT CAPACITY	1	EA
21	1432475	DECAL, SNORKEL IDENTIFICATION	1	EA
22	075899	DECAL, OPERATOR MANUAL	1	EA
23	0075887	DECAL, MANIFOLD DRIVE	1	EA
24	0075888	DECAL, MANIFOLD LIFT	1	EA



アイテム	部品番号	名前	数量	UOM
25	0075889	DECAL, MANIFOLD EXTEND	1	EA
26	0075890	DECAL, MANIFOLD SWING	1	EA
27	0075891	DECAL, MANIFOLD JIB/PLATFORM	1	EA
28	0075892	DECAL, MANIFOLD STEER	1	EA
29	0075893	DECAL, MANIFOLD LEVEL	1	EA
30	0075894	DECAL, MANIFOLD SHIFT	1	EA
31	0075895	DECAL, MANIFOLD OSCILLATE	1	EA
32	0071927	DECAL, HYDRAULIC OIL	2	EA
33	7030169	DECAL, HYDRAULIC CAPACITY	1	EA
34	0071926	DECAL, DIESEL FUEL	1	EA
35	7030170	DECAL, FUEL CAPACITY	1	EA
36	0075921	DECAL, POWER TO PLATFORM	1	EA
37	0190989E	DECAL DNGR DO NOT REACH	3	EA
38	0073667	DECAL INSPECT WIRE ROPES	1	EA
39	1431648	DECAL, SNORKEL 660SJ LG	1	EA
40	569295	DECAL, SNORKEL BRAND LOGO 3.00	2	EA
41	7030068	DECAL, SNORKELLIFTS.COM	2	EA
42	1431454	DECAL WEIGHT CAPACITY	2	EA
43	0074210	DECAL, DANGER ELEC/TIP HAZARD	3	EA
44	0082164	DECAL DNGR DO NOT RIDE PLATF	1	EA
45	0075922	DECAL, I/O UPPER CONTROL BOX	1	EA
46	1432191	DECAL UPPER CONTROL BOX CMNS	1	EA
47	0323897	Decal, Must Not Operate	2	EA
48	0074311	DECAL DANGER CYLINDER FAILURE	1	EA



REPAIR PARTS

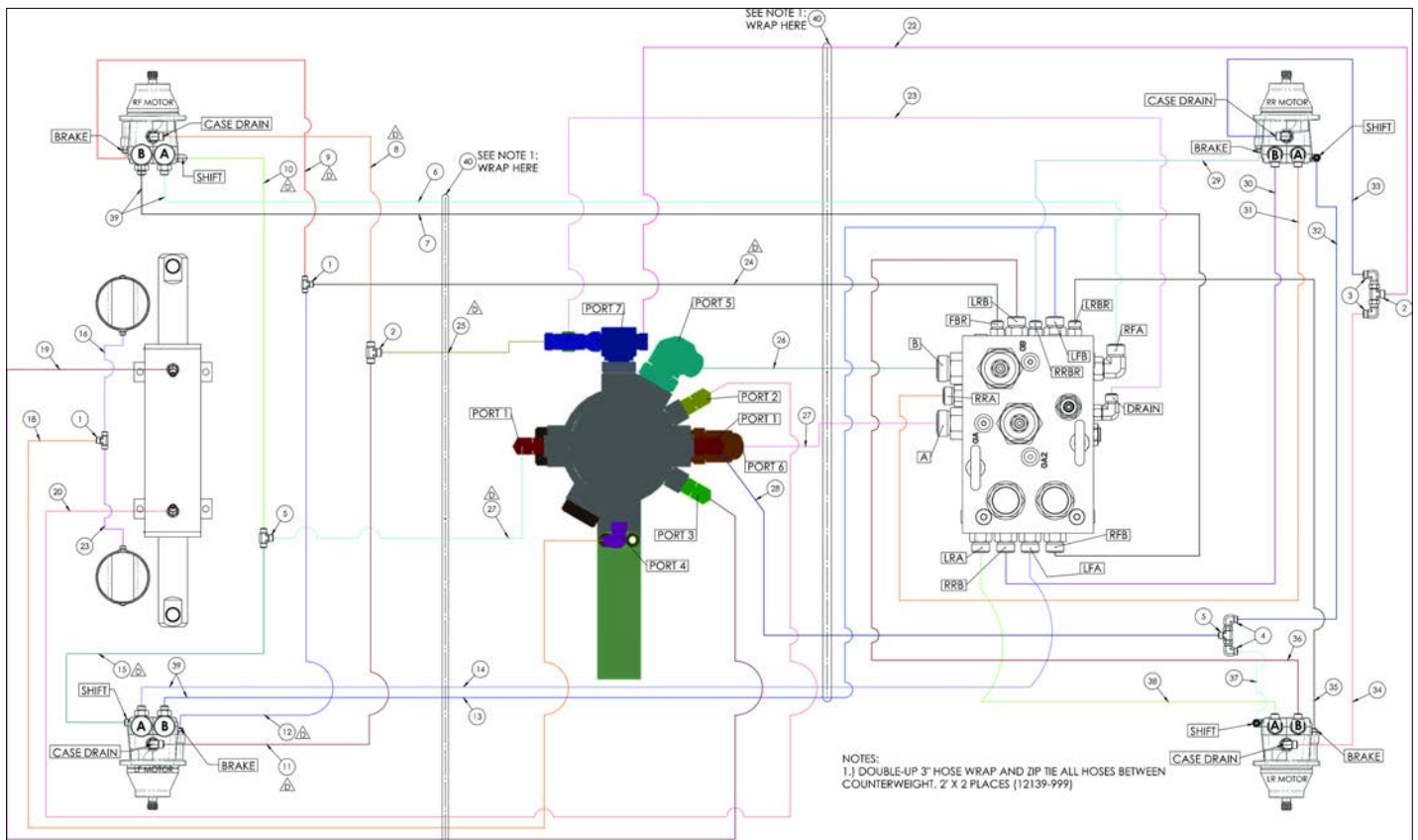
**NO IMAGE AVAILABLE
(BOM FOR REFERENCE ONLY)**

アイテム	部品番号	名前	数量	UOM
	1432663FR	DECAL KIT FRENCH LANGUAGE 660SJ INSTALL		EA
1	0070540	DECAL, YELLOW ARROW	5	EA
2	0070541	DECAL, BLUE ARROW	5	EA
3	0071926FR	DECAL DIESEL FUEL	1	EA
4	0071927FR	DECAL HYDRAULIC OIL	2	EA
5	0072531FR	DECAL DNGR ELEC HAZARD	2	EA
6	0073298FR	DECAL DNGR FOAM/SOLID TIRES	2	EA
7	0073667FR	DECAL INSPECT WIRE ROPES	1	EA
8	0074210FR	DECAL DNGR ELEC/TIPPING HAZARD	3	EA
9	0074311FR	DECAL DNGR CYLINDER FAILURE	5	EA
10	0074316FR	DECAL CAUTN GOVERNOR DAMAGE	1	EA
11	0075887FR	DECAL, MANIFOLD DRIVE	1	EA
12	0075888FR	DECAL, MANIFOLD LIFT	1	EA
13	0075889FR	DECAL, MANIFOLD EXTEND	1	EA
14	0075890FR	DECAL, MANIFOLD SWING	1	EA
15	0075891FR	DECAL, MANIFOLD JIB/PLATFORM	1	EA
16	0075892FR	DECAL, MANIFOLD STEER	1	EA
17	0075893FR	DECAL, MANIFOLD LEVEL	1	EA
18	0075894FR	DECAL, MANIFOLD SHIFT	1	EA
19	0075895FR	DECAL, MANIFOLD OSCILLATE	1	EA
20	0075899FR	DECAL, OPERATING & SAFETY INST	1	EA
21	0075919FR	DECAL, WIRE ROPE INSPECT	2	EA
22	0075921	DECAL, POWER TO PLATFORM	1	EA
23	0075922	DECAL, I/O UPPER CONTROL BOX	1	EA

アイテム	部品番号	名前	数量	UOM
24	0082164FR	DECAL DNGR DO NOT RIDE PLATF	1	EA
25	0083426	Decal, Lifting and Tie Down	6	EA
26	0150448	DECAL ATTACH FALL RESTRAINT	1	EA
27	0151410FR	DECAL DNGR ROTATING PARTS	2	EA
28	0190989E	DECAL DNGR DO NOT REACH	3	EA
29	0323896FR	DECAL DNGR ELEC HAZARD	2	EA
30	0323897FR	DECAL DNGR YOU MUST NOT OPR	2	EA
31	1431648	DECAL, SNORKEL 660SJ LG	1	EA
32	1432191FR	DECAL UPPER CONTROL BOX CMNS	1	EA
33	1432475FR	DECAL, SNORKEL IDENTIFICATION	1	EA
34	1432774	DECAL SNORKEL 20 3/8"	2	EA
35	1432797	DECAL 660SJ 13 3/4"	2	EA
36	1432798	DECAL WEIGHT CAPACITY	5	EA
37	1432801	DECAL 2" STRIPE LEFT	4	EA
38	1432802	DECAL 1/2" STRIPE LEFT	4	EA
39	1432803	DECAL 2" STRIPE RIGHT	4	EA
40	1432804	DECAL 1/2" STRIPE RIGHT	4	EA
41	569295	DECAL, SNORKEL BRAND LOGO 3.00	6	EA
42	7030068	DECAL, SNORKELIFTS.COM	2	EA
43	7030169FR	DECAL, HYDRAULIC CAPACITY	1	EA
44	7030170FR	DECAL, FUEL CAPACITY	1	EA
45	7030171FR	DECAL, WHEEL TORQUE	4	EA
46	7030187FR	DECAL ENGINE OIL CHANGE	1	EA
47	7030188FR	DECAL COOLANT CAPACITY	1	EA
48	7030189FR	DECAL BATTERY CONNECTION	1	EA

アイテム	部品番号	名前	数量	UOM
49	7030190FR	DECAL EMERGENCY LOWER VALVE	2	EA
50	7030191FR	DECAL REPLACE FUEL FILTERS	1	EA
51	7030192FR	DECAL COOLANT LEVEL	1	EA
52	7030193FR	DECAL ENGINE RPM	1	EA
53	7030194	DECAL BATTERY ON/OFF	1	EA
54	1432633FR	FRENCH ANSI OPERATIONS MANUAL	1	EA

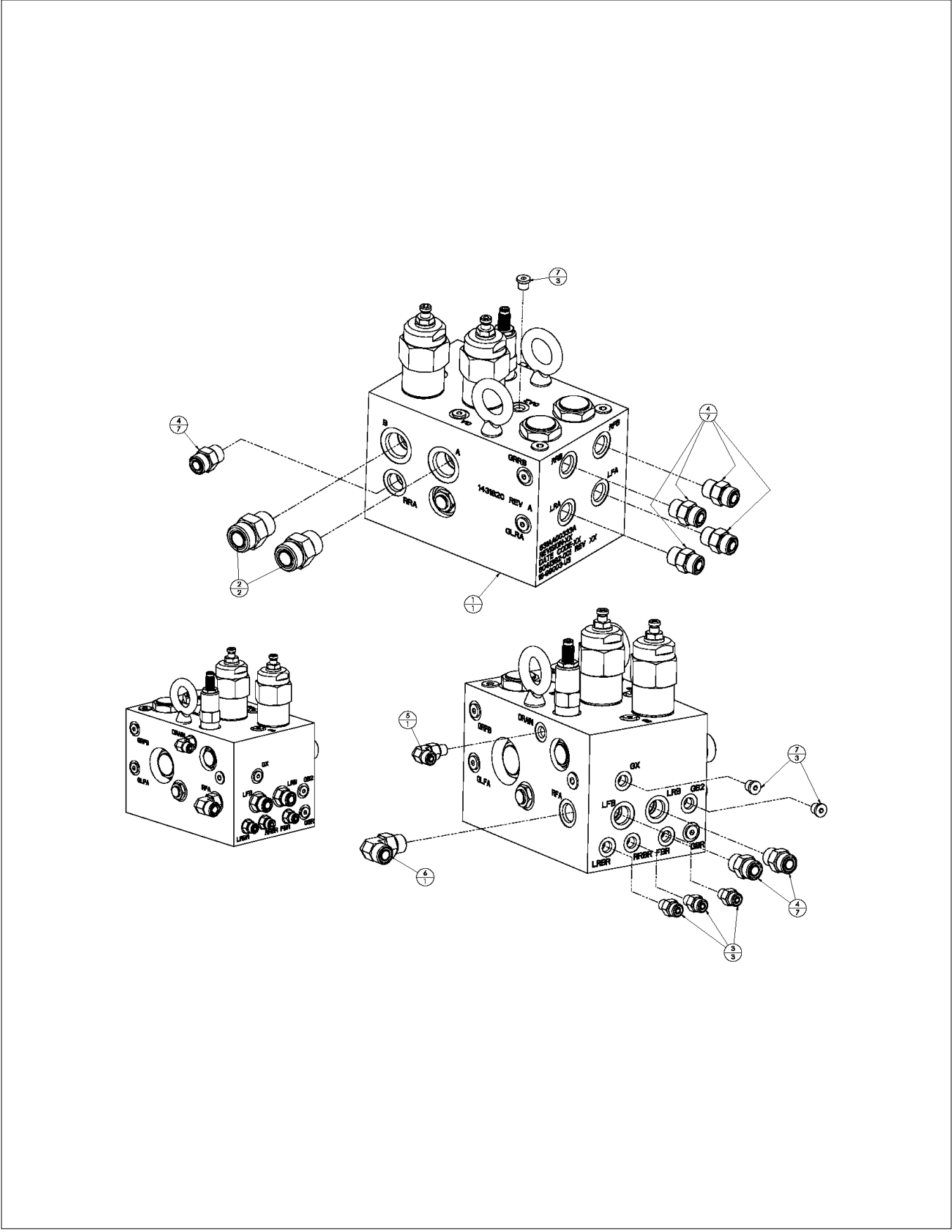
HYDRAULICS



アイテム	部品番号	名前	数量	UOM
	1432226 D	CHASSIS HYDRAULIC HOSE INSTALLATION		EA
1	104769 000	FTG, 4MORFF X 4MORFF X 4MORFF UTEE	2	EA
2	511617 000	FTG, 8MORFF X 8MORFF X 8MORFF UTEE	2	EA
3	100435 003	FTG, 90 ° , 8MORFF X 8FORFF	4	EA
4	5033065	FTG, 90 ° , 6MORFF X 6FORFF	4	EA
5	104773 000	FTG HYD 06OM 06OM 06OM TN	2	EA
*	1432645	CHASSIS HOSE KIT 660SJ INCLUDES ITEMS 6 36	1	EA
6	1430939	HYD HOSE 787TC 8 TYPE 1/2" 8F	KIT	EA
7	1430938	HYD HOSE 787TC 8 TYPE 1/2" 8FO	KIT	EA
8	1433481	HYD HOSE 57"	KIT	EA
9	1433479	HYD HOSE 58"	KIT	EA
10	1433477	HYD HOSE 66"	KIT	EA
11	1433482	HYD HOSE 57" SWIVEL STRAIGHT	KIT	EA
12	1433478	HYD HOSE 66" 90 DEG	KIT	EA
13	1430939	HYD HOSE 787TC 8 TYPE 1/2" 8F	KIT	EA
14	1430939	HYD HOSE 787TC 8 TYPE 1/2" 8F	KIT	EA
15	1433480	HYD HOSE 58" 90 DEG	KIT	EA
16	1431732	HYD HOSE 471 TC 4, 3000PSI 12"	KIT	EA
17	1431732	HYD HOSE 471 TC 4, 3000PSI 12"	KIT	EA
18	1431731	HYD HOSE 471 TC 4, 3000PSI 49"	KIT	EA
19	1430946	HYD HOSE 451 TC TYPE 3/8" 6FO	KIT	EA

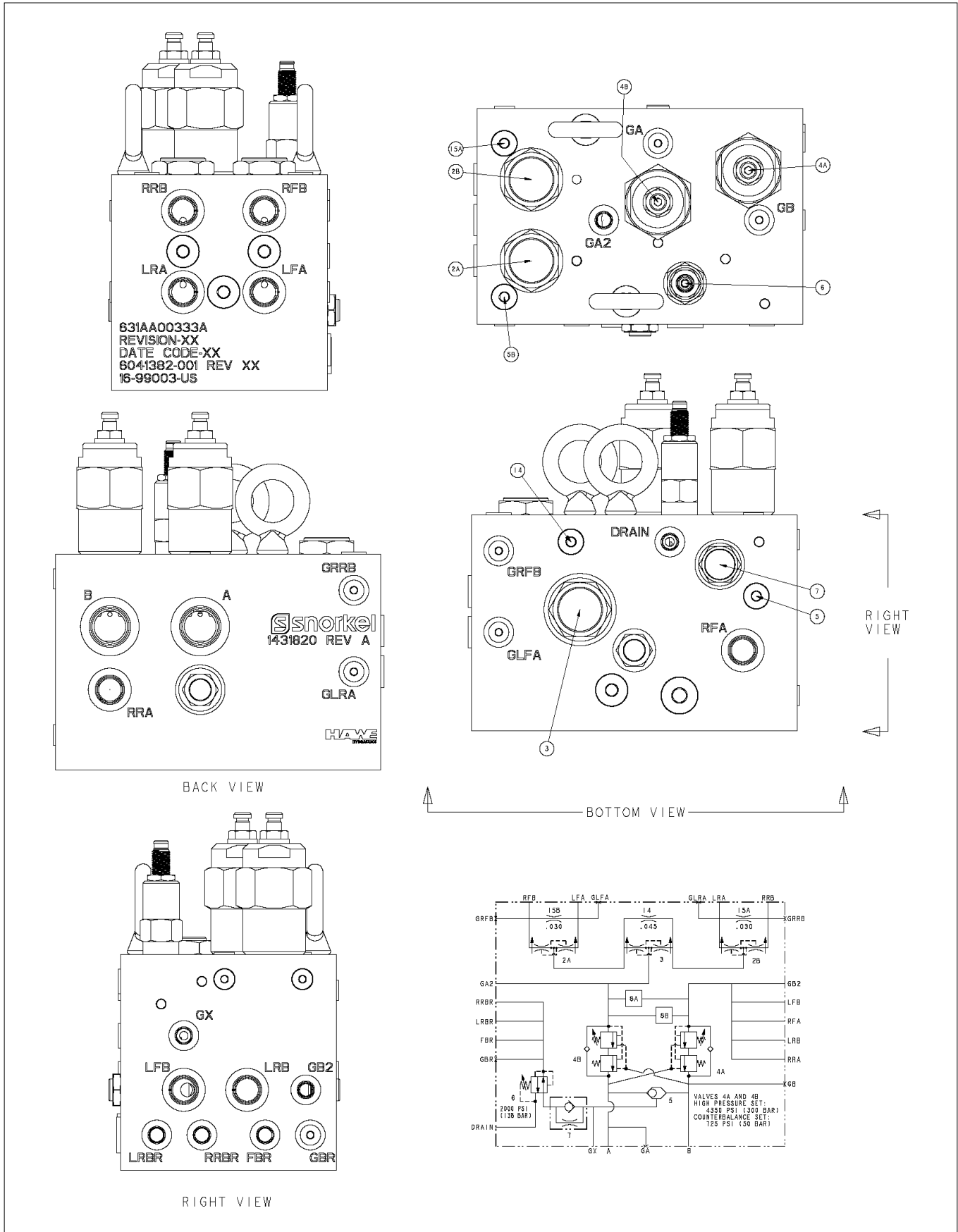
アイテム	部品番号	名前	数量	UOM
20	1430946	HYD HOSE 451 TC TYPE 3/8" 6FO	KIT	EA
21	1433484	HYD HOSE 33.5" 3000PSI	KIT	EA
22	1432062	HYD HOSE 471 TC 8, 64"	KIT	EA
23	1430949	HYD HOSE 451 TC TYPE 1/4" 4FO	KIT	EA
24	1433483	HYD HOSE 90"	KIT	EA
25	1433476	HYD HOSE 33.5"	KIT	EA
26	1430944	HYD HOSE 787TC 10 TYPE 5/8" 10	KIT	EA
27	1430945	HYD HOSE 787TC 10 TYPE 5/8" 10	KIT	EA
28	1432236	HYD HOSE 471 TC 4, 60"	KIT	EA
29	1430952	HYD HOSE 451 TC TYPE 1/4" 4FO	KIT	EA
30	1430942	HYD HOSE 787TC 8 TYPE 1/2" 8F	KIT	EA
31	1431643	HYD HOSE 787TC 8 5000PSI 8FORF	KIT	EA
32	1432235	HYD HOSE 471 TC 4, 55"	KIT	EA
33	1432061	HYD HOSE 471 TC 8, 48"	KIT	EA
34	1432061	HYD HOSE 471 TC 8, 48"	KIT	EA
35	1430952	HYD HOSE 451 TC TYPE 1/4" 4FO	KIT	EA
36	1430941	HYD HOSE 787TC 8 TYPE 1/2" 8F	KIT	EA
37	1432235	HYD HOSE 471 TC 4, 55"	6	EA
38	1430942	HYD HOSE 787TC 8 TYPE 1/2" 8F	10	EA
39	12110 999	GUARD SPIRAL WRAP .83 PSG25	1	EA
40	12139 999	GUARD HOSE WRAP SL 3.0 1050B	10	EA

HYDRAULICS



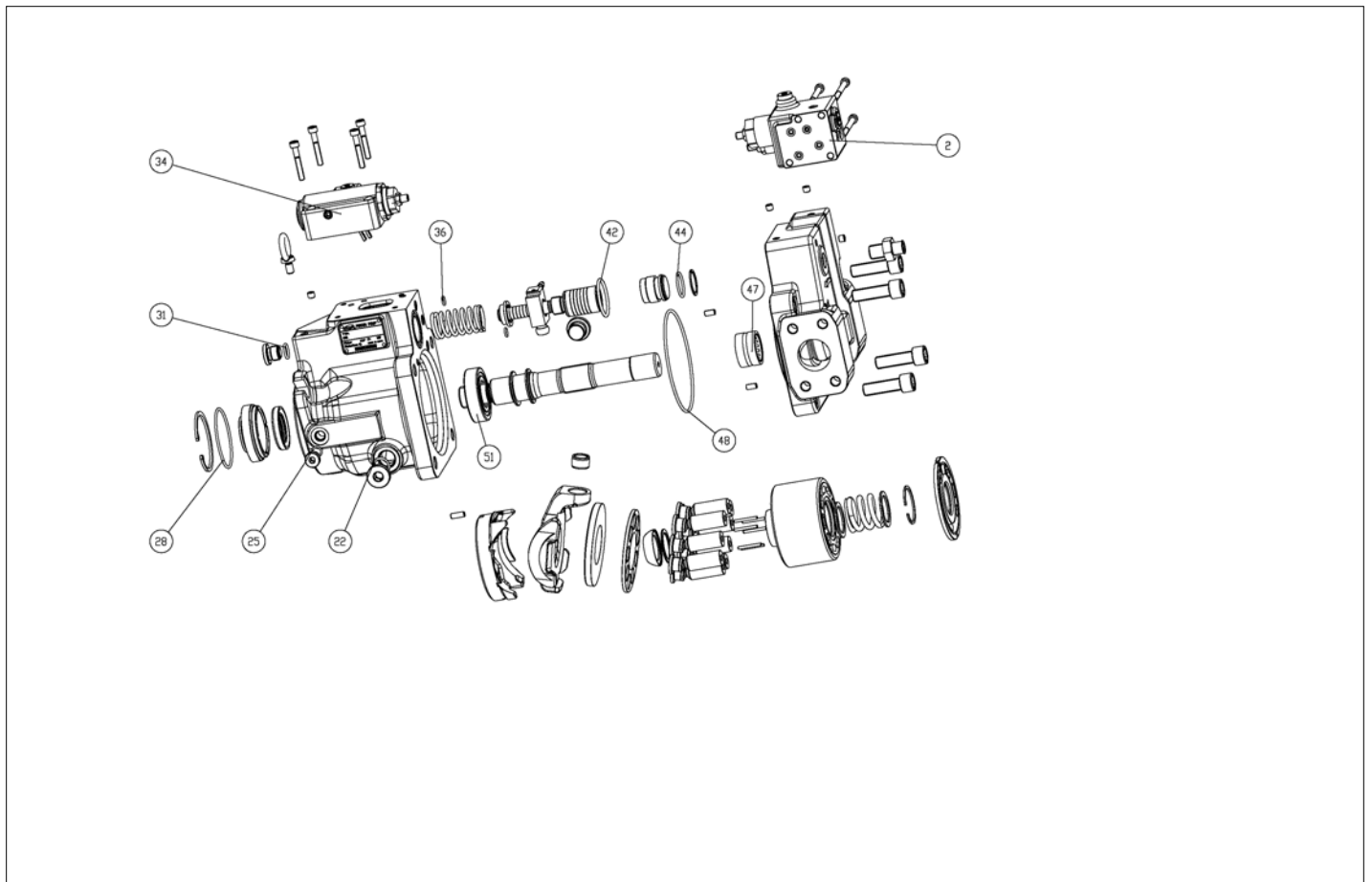
アイテム	部品番号	名前	数量	UOM
	1432158 A	TRACTION MANIFOLD ASSEMBLY		EA
1	1431820	TRACTION MANIFOLD 660SJ	1	EA
2	100432 027	Hyd Fitting Straight ORFS(12) SAE(12)	2	EA
3	100432 002	Hyd Fitting Straight ORFS(04) SAE(04)	3	EA
4	100432 015	FTG, STR, 8MORFF X 8MORB	7	EA
5	100434 002	FITTING 4MORFF X 4MORB 90 °	1	EA
6	100434 013	Hyd Fitting 90 Elbow ORFS(08) SAE(08)	1	EA
7	5075303	ADAPTER PLUG SOCKET 4 SAE	3	EA

HYDRAULICS



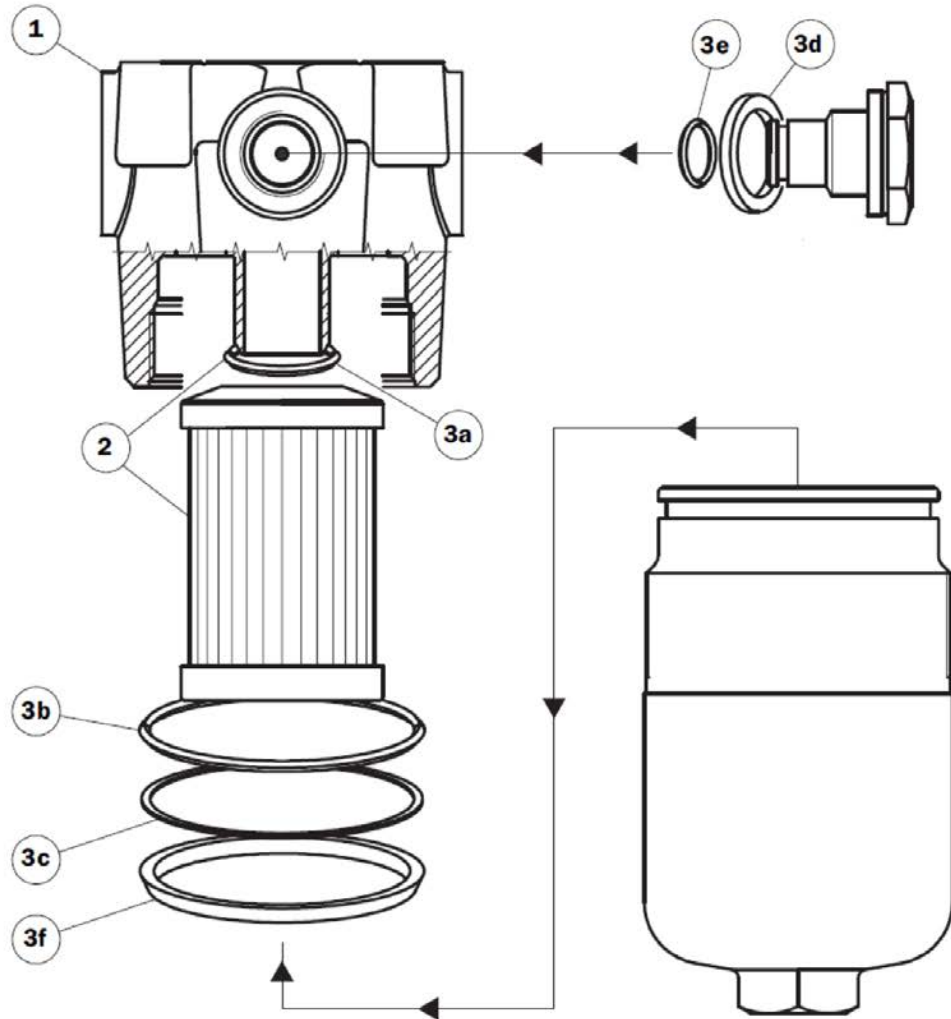
アイテム	部品番号	名前	数量	UOM
	1431820 B	TRACTION MANIFOLD		EA
2	6091931	FLOW DIVIDER COMBINER	2	EA
3	6091932	FLOW DIVIDER COMBINER	1	EA
4	6091933	OVERCENTER VALVE	2	EA
5	6091934	SHUTTLE VALVE	1	EA
6	6091935	PRESSURE REDUCING VALVE	1	EA
7	6091936	CHECK VALVE	1	EA
14	6091937	ORIFICE PLUG	1	EA
15	6091938	ORIFICE PLUG	2	EA

HYDRAULICS



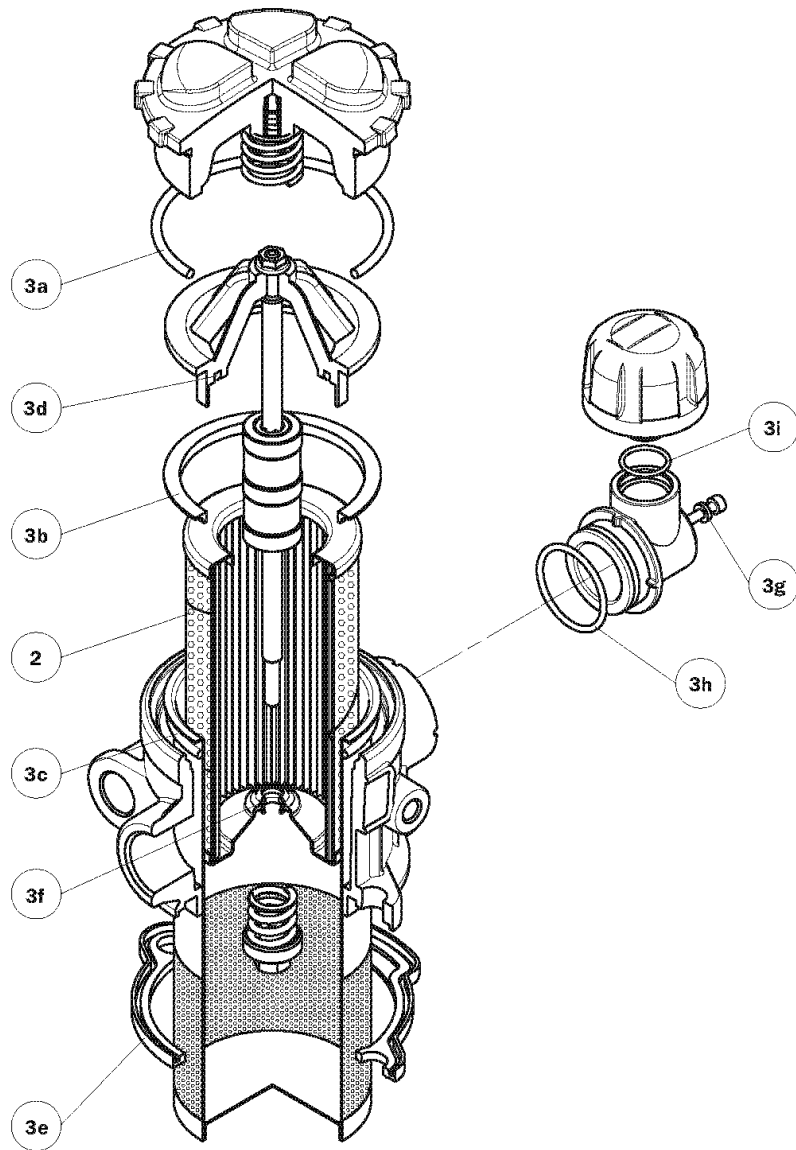
アイテム	部品番号	名前	数量	UOM
	6029697	LOAD SENSE PUMP HENGLI	1	EA
2	6091855	CONTROL VALVE	1	EA
34	6091856	TORQUE LIMIT CONTROL	1	EA
47	6091857	NEEDLE BRARING	1	EA
51	6091858	CYLINDER ROLLER BEARING	1	EA
	6091859	SEAL KIT	1	EA
22	KIT ITEMS	KIT ITEMS	2	EA
25	KIT ITEMS	KIT ITEMS	1	EA
28	KIT ITEMS	KIT ITEMS	1	EA
31	KIT ITEMS	KIT ITEMS	1	EA
36	KIT ITEMS	KIT ITEMS	3	EA
42	KIT ITEMS	KIT ITEMS	1	EA
44	KIT ITEMS	KIT ITEMS	1	EA
48	KIT ITEMS	KIT ITEMS	1	EA

HYDRAULICS



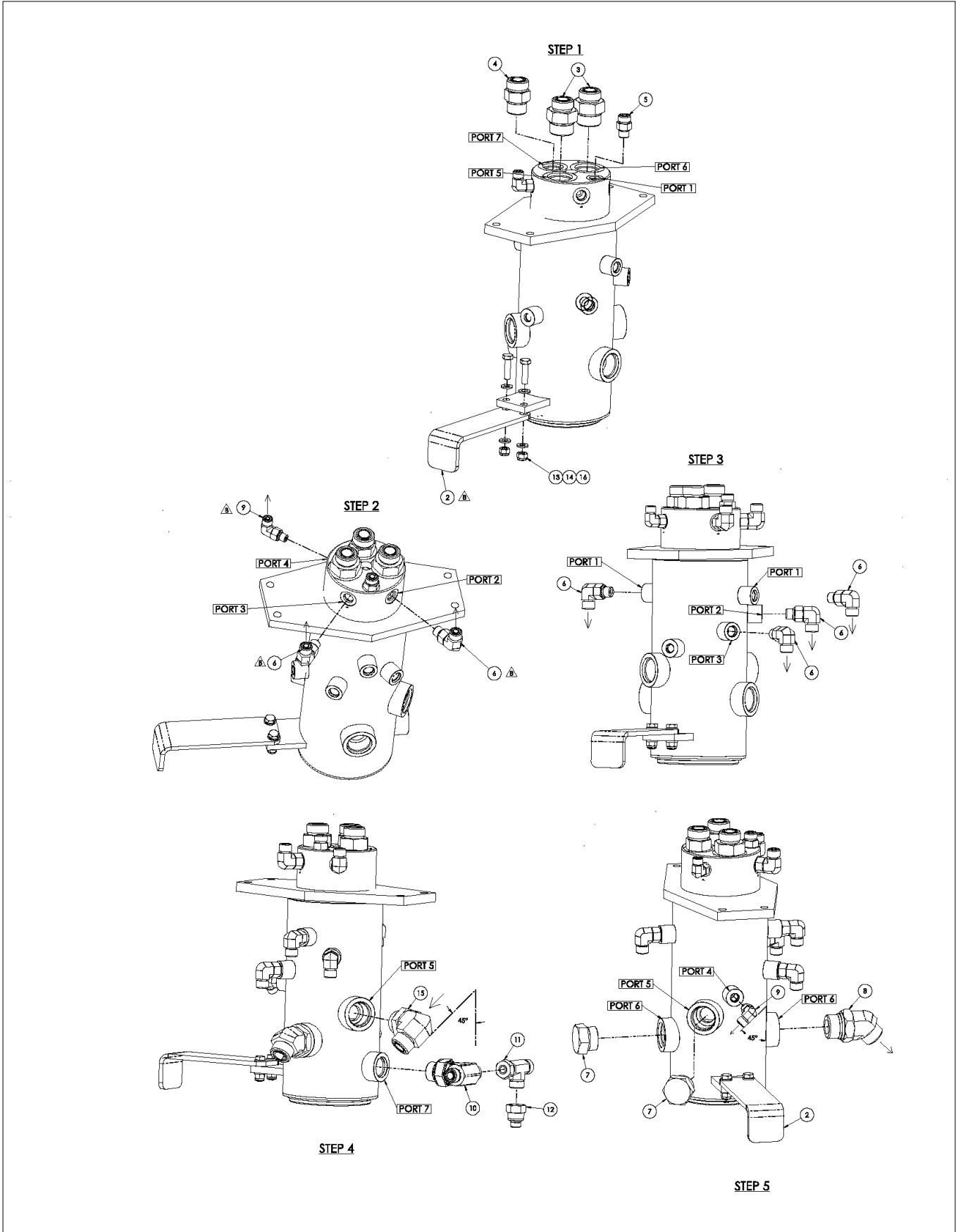
アイテム	部品番号	名前	数量	UOM
	6019325 B	PRESSURE FILTER ASSEMBLY		EA
1	6019325	Pressure Filter	1	EA
2	6091845	REPLACEMENT FILTER ELEMENT	1	EA
	6091846	SEAL KIT FOR 6019325	1	EA
3A	KIT ITEM	O RING FOR FILTER ELEMENT	1	EA
3B	KIT ITEM	O RING FOR HOUSING	1	EA
3C	KIT ITEM	ANTI EXTRUSION RING	1	EA
3D	KIT ITEM	GASKET	1	EA
3E	KIT ITEM	O RING	1	EA
3F	KIT ITEM	PROTECTOR SEAL	1	EA
4	6029706	INDICATOR HYD BYPASS, 5 BAR	1	EA

HYDRAULICS



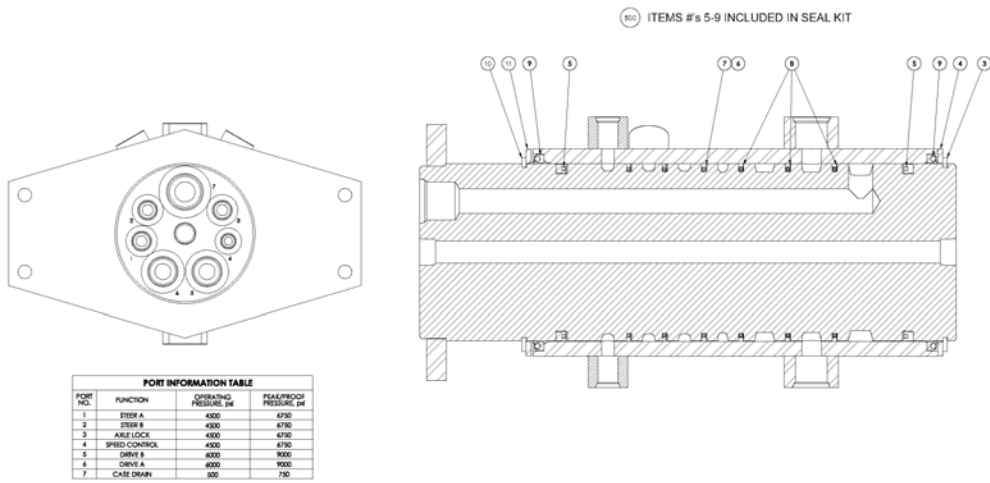
アイテム	部品番号	名前	数量	UOM
	6019326C	HYDRAULIC FILTER IN TANK RETURN	1	EA
2	6091861	FILTER, ELEMENT REPLACEMENT	1	EA
	6091860	SEAL KIT	1	EA
3a	KIT ITEM	COVER SEAL	1	EA
3b	KIT ITEM	EXTERNAL SEAL	1	EA
3c	KIT ITEM	DEFUSER SEAL	1	EA
3d	KIT ITEM	INSERT ASSEMBLY, INTERNAL SEAL	1	EA
3e	KIT ITEM	HEAD SEAL	1	EA
3f	KIT ITEM	FILTER ELEMENT SEAL	1	EA
3g	KIT ITEM	AIR BREATHER SCREW SEAL	1	EA
3h	KIT ITEM	PLUG ANTI SPLASH SEAL	1	EA
3l	KIT ITEM	SAP50 SEAL	1	EA

HYDRAULICS



アイテム	部品番号	名前	数量	UOM
	1432206B	ROTARY MANIFOLD ASSEMBLY		EA
	6019377	7 PRT ROT. MFD HYDMTN	1	EA
2	1430679	ROTARY MANIFOLD STOP	1	EA
3	100432 029	FTG, STR, 12MORFF X 16MORB	2	EA
4	100432 027	Hyd Fitting Straight ORFS(12) SAE(12)	1	EA
5	100432 009	Hyd Fitting Straight ORFS(06) SAE(06)	1	EA
6	511481 000	FTG, 90 ° , 6MORFF X 6MORB	6	EA
7	5075210	FTG PL HEX HD 16B STL	2	EA
8	104811 000	16MORFF X 12MB 45 ° FITTING	1	EA
9	100434 002	FITTING 4MORFF X 4MORB 90 °	2	EA
10	5033083	SWV TEE 12MORB X 8MORFF X 8MORFF SUB FOR 100435 003 SN 660SJ 04 0075 AND AFTER	1	EA
11	5033071	FTG RT 8MORFFX8MORFFX8FORFF	1	EA
12	5111675	FTG 8 ORFF X 4 ORFM REDUCER	1	EA
13	056064 008	NUT HEX M8 1.25 GR10.9 SELF LOCKING DIN 985	2	EA
14	5563492	HHCS M10 X 1.5 X 35 GR10.9 DIN 933	2	EA
15	104762 000	FTG 12MORFF X 16MORB 90 °	1	EA
16	5563542	WSHR, FLAT M8 YL ZN GR 10.9	4	EA

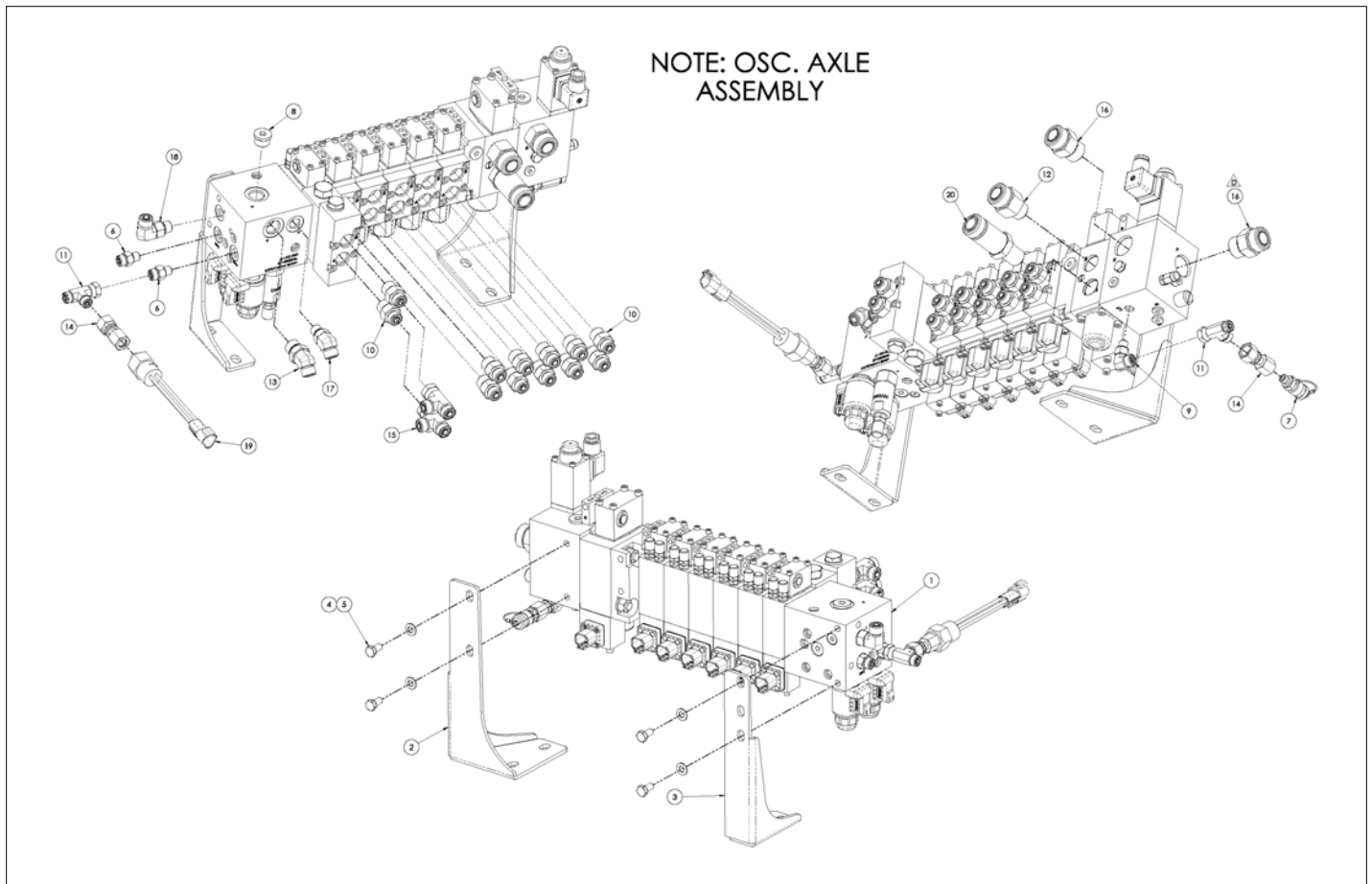
HYDRAULICS



PORT INFORMATION TABLE			
PORT NO.	FUNCTION	OPERATING PRESSURE, PSI	FEARLESS® PRESSURE, PSI
1	STEER A	4500	4750
2	STEER B	4500	4750
3	AXLE LOCK	4500	4750
4	SPEED CONTROL	4500	4750
5	DRIVE B	4500	9000
6	DRIVE A	4500	9000
7	CASE DRAIN	300	750

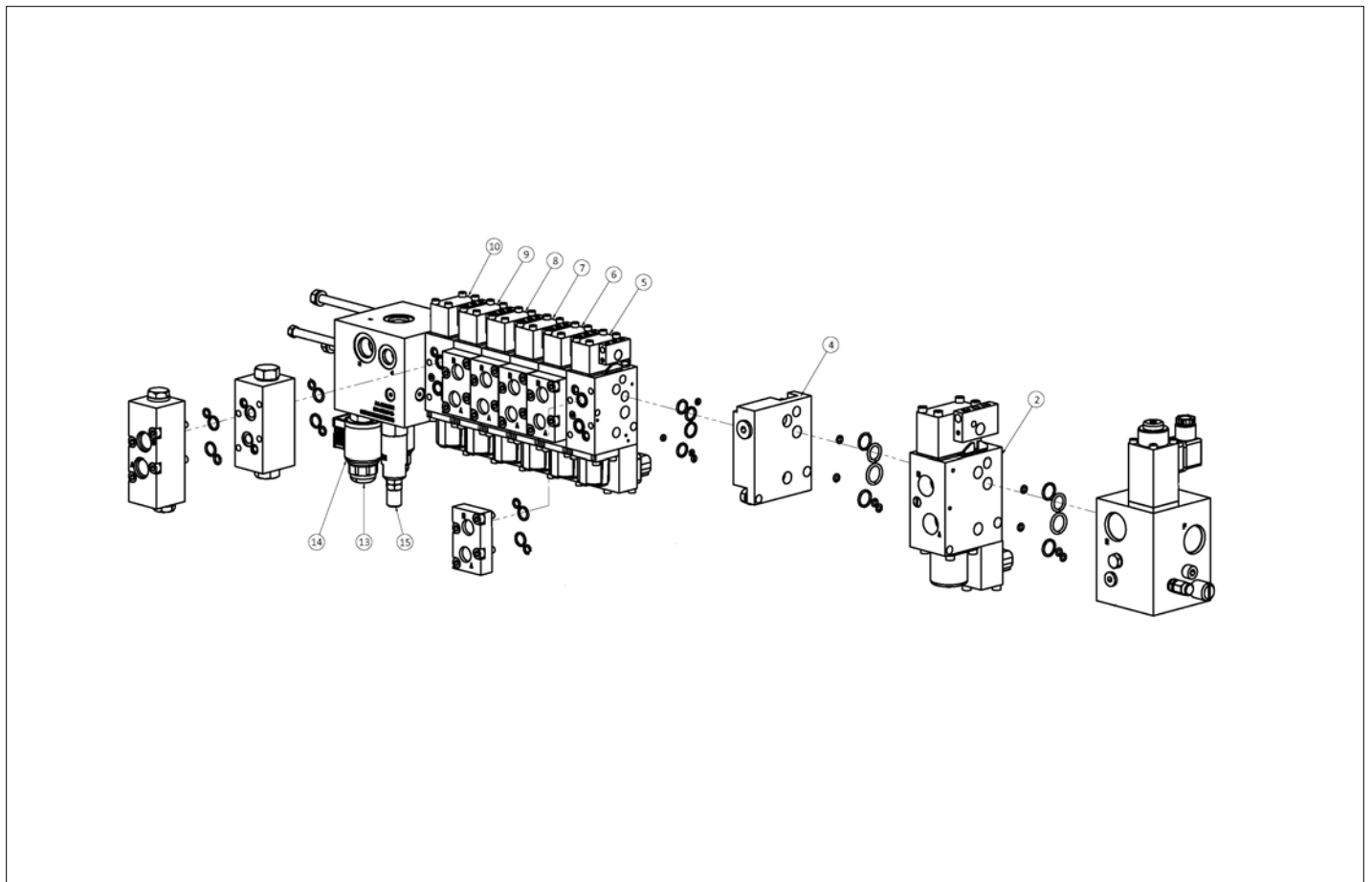
アイテム	部品番号	名前	数量	UOM
	1430782	ROTARY MANIFOLD	1	EA
3	6091814	RETAINING RING	2	EA
4	6091813	THRUST RING	2	EA
500	6091812	SEAL KIT	1	EA
5	KIT ITEM	POLYSEAL SQUARE B	2	EA
6	KIT ITEM	O RING SQUARE	6	EA
7	KIT ITEM	CAP SEAL	3	EA
8	KIT ITEM	CAP SEAL	3	EA
9	KIT ITEM	POLYSEAL SQUARE B	2	EA
10	6091814	RETAINING RING	2	EA
11	6091813	THRUST RING	2	EA

HYDRAULICS



アイテム	部品番号	名前	数量	UOM
	1432076D	MAIN MANIFOLD OSCILATING ASSEMBLY		EA
1	6019349	HYD MANIFOLD OSC AXLE	1	EA
2	1431495	BRACKET, BOTTOM HAWE VLV MNT	1	EA
3	1431494	BRACKET, TOP HAWE VALVE MOUNT	1	EA
4	056069 008	WASHER, STEELFLATWASHER DIN12M8 FLAT WASHER DIN 125	4	EA
5	510681 016	HHCS M8X1.25X16 G10.9 ISO 4014	4	EA
6	100432 002	Hyd Fitting Straight ORFS(04) SAE(04)	2	EA
7	063965 001	PLUG TEST PORT	1	EA
8	5075306	HEX PLUG	1	EA
9	100434 002	FITTING 4MORFF X 4MORB 90 °	1	EA
10	511339 000	FTG, STR, 6MORFF X 8MORB	12	EA
11	5033035	TEE RUN SWVL, 4FORRFS X 4FORFS X 4 MORFS	2	EA
12	511585 000	GTG STR 10 MORB X 12 MORFS	1	EA
13	511257 000	8MB X 6M ORFF 45 ° FITTING	1	EA
14	511587 000	4FB X 4FW ORFF ADAPTER FITTING	2	EA
15	511356 000	FTG 6FORF 6MORF X 6MORF RUN TEE	2	EA
16	100432 027	Hyd Fitting Straight ORFS(12) SAE(12)	2	EA
17	100433 005	FTG, 45 ° , 6MORFF X 6MORB	1	EA
18	511481 000	FTG, 90 ° , 6MORFF X 6MORB	1	EA
19	3014766	SWITCH PRESS 200PSI #4SAE	1	EA
20	5028034	12 ORFM X 10 ORFM FF5OLO LONG FTG	1	EA

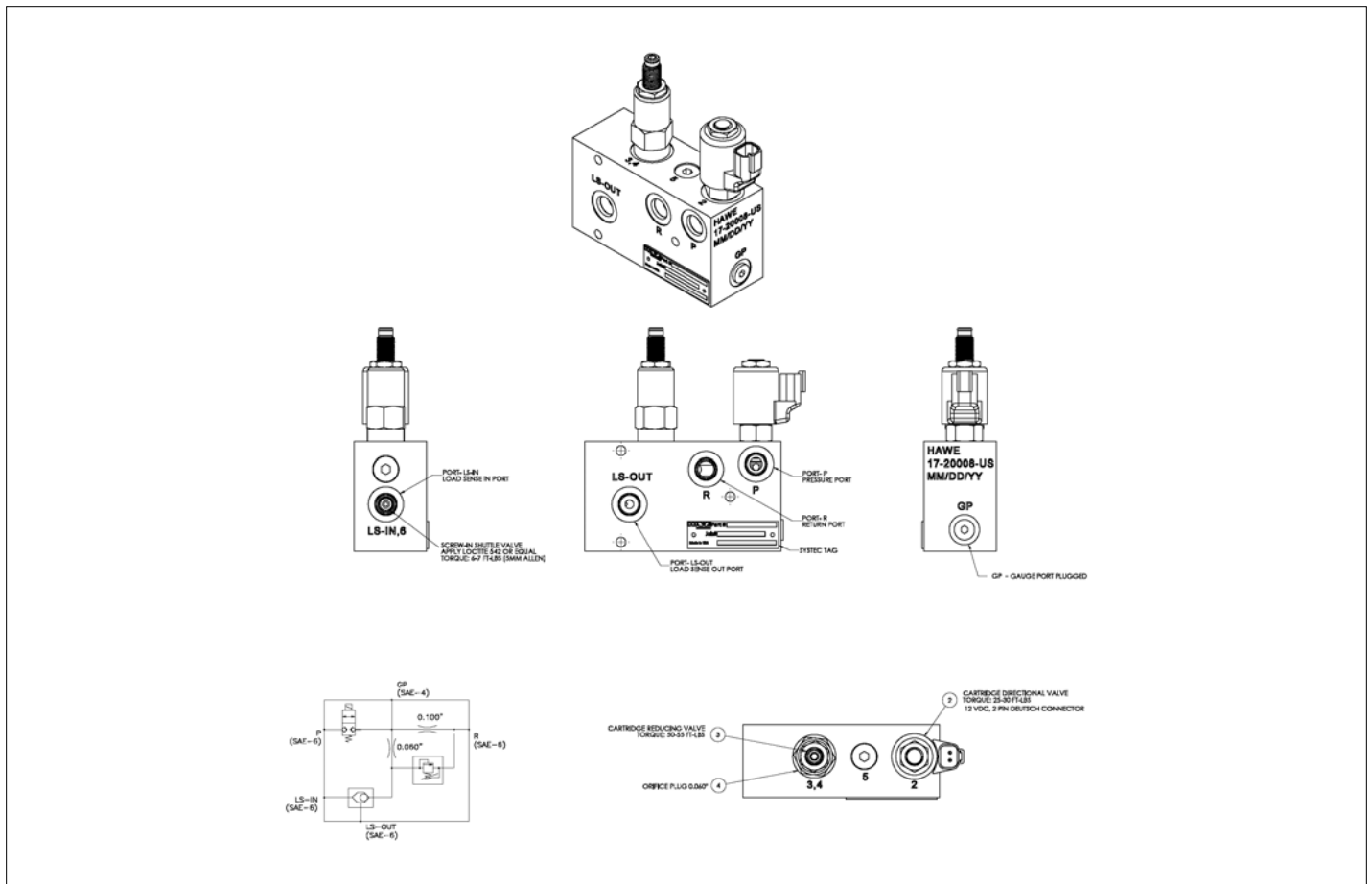
HYDRAULICS



アイテム	部品番号	名前	数量	UOM
	6019349A	MAIN HYDRAULIC MANIFOLD OSCILLATING AXLE		EA
2	6091815	CONTROL VALVE HAWE (INLET SECTION)	1	EA
	6091816	PRESSURE LIMITING VALVE	1	EA
	6091817	SEAL KIT FOR 6091815	1	EA
	6091818	IDLE CIRCULATION VALVE 12V	1	EA
3	6091819	VALVE SECTION, DRIVE	1	EA
	6091598	SEAL KIT	1	EA
	6091820	COIL, 12VDC	1	EA
4	6091821	ADAPTER SECTION SZ3 TO SZ2	1	EA
	6091822	SEAL KIT FOR 6091821	1	EA
5	6091823	VALVE SECTION, BOOM	1	EA
	8080150	SEAL KIT WORK SECTION (HAWE)	1	EA
	8080151	COIL (for valve 6019057)	1	EA
6	6091824	VALVE SECTION, TELESCOPE	1	EA
	8080150	SEAL KIT WORK SECTION (HAWE)	1	EA
	8080151	COIL (for valve 6019057)	1	EA
7	6091825	VALVE SECTION, SWING	1	EA
	8080150	SEAL KIT WORK SECTION (HAWE)	1	EA
	8080151	COIL (for valve 6019057)	1	EA
8	6091826	VALVE SECTION, JIB PLAT ROT	1	EA
	8080150	SEAL KIT WORK SECTION (HAWE)	1	EA
	8080151	COIL (for valve 6019057)	1	EA
9	6091827	VALVE SECTION, STEER	1	EA
	8080150	SEAL KIT WORK SECTION (HAWE)	1	EA
	8080151	COIL (for valve 6019057)	1	EA

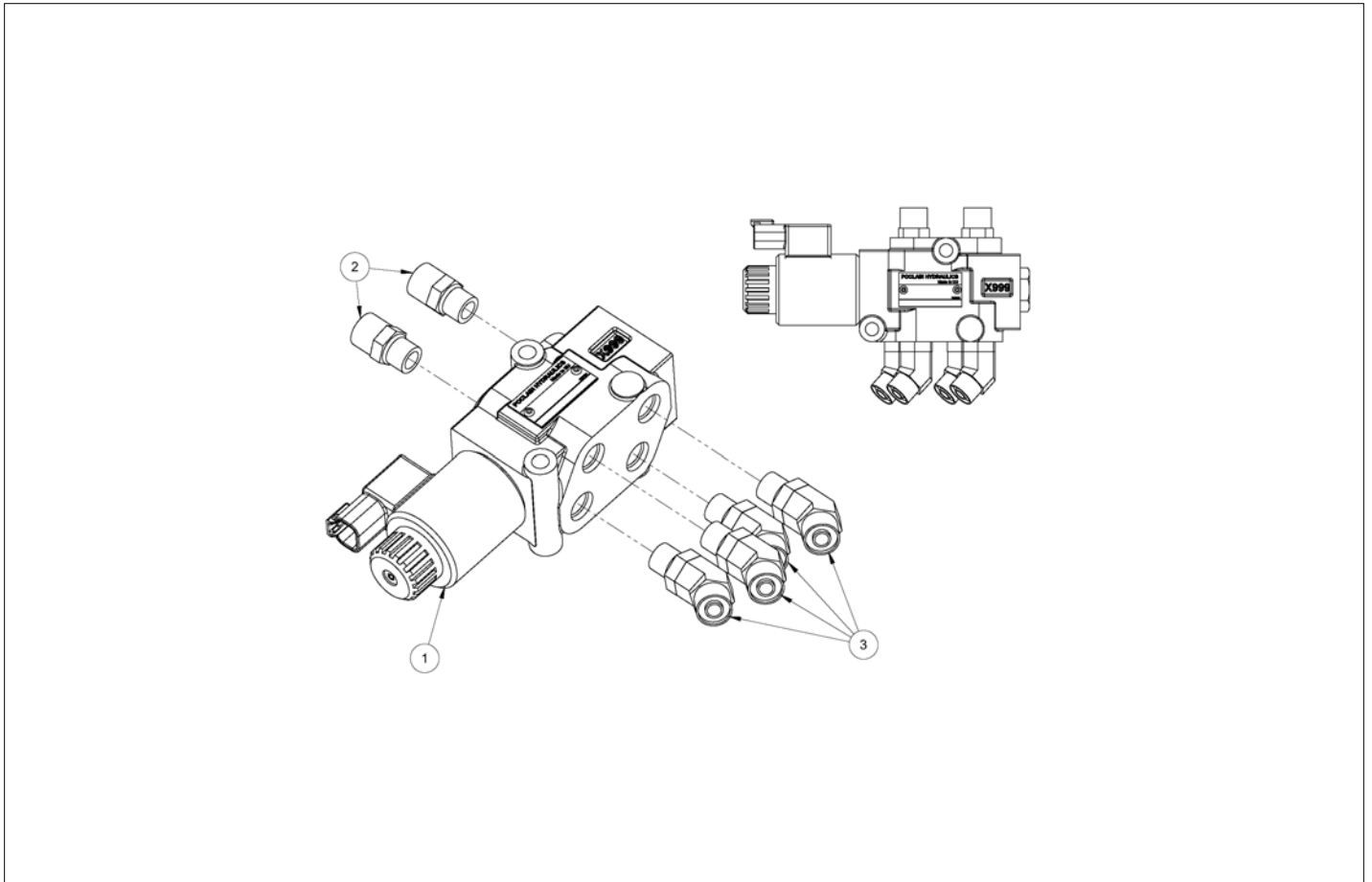
アイテム	部品番号	名前	数量	UOM
10	6091828	VALVE SECTION, LEVEL	1	EA
	8080150	SEAL KIT WORK SECTION (HAWE)	1	EA
	8080151	COIL (for valve 6019057)	1	EA
	6091829	SEAL KIT INTERMEDIATE PLATE	1	EA
13	6019221	CARTRIDGE 3 WAY	2	EA
14	6091830	COIL, 12VDC	2	EA
15	6091831	PRESSURE REDUCING CARTRIDGE	1	EA

HYDRAULICS



アイテム	部品番号	名前	数量	UOM
	1432700A	HEATER VALVE		EA
2	6092099	CARTRIDGE, DIRECTIONAL VALVE	1	EA
3	6092100	CARTRIDGE, REDUCING VALVE	1	EA
4	6092101	ORFICE, PLUG 0.060	1	EA

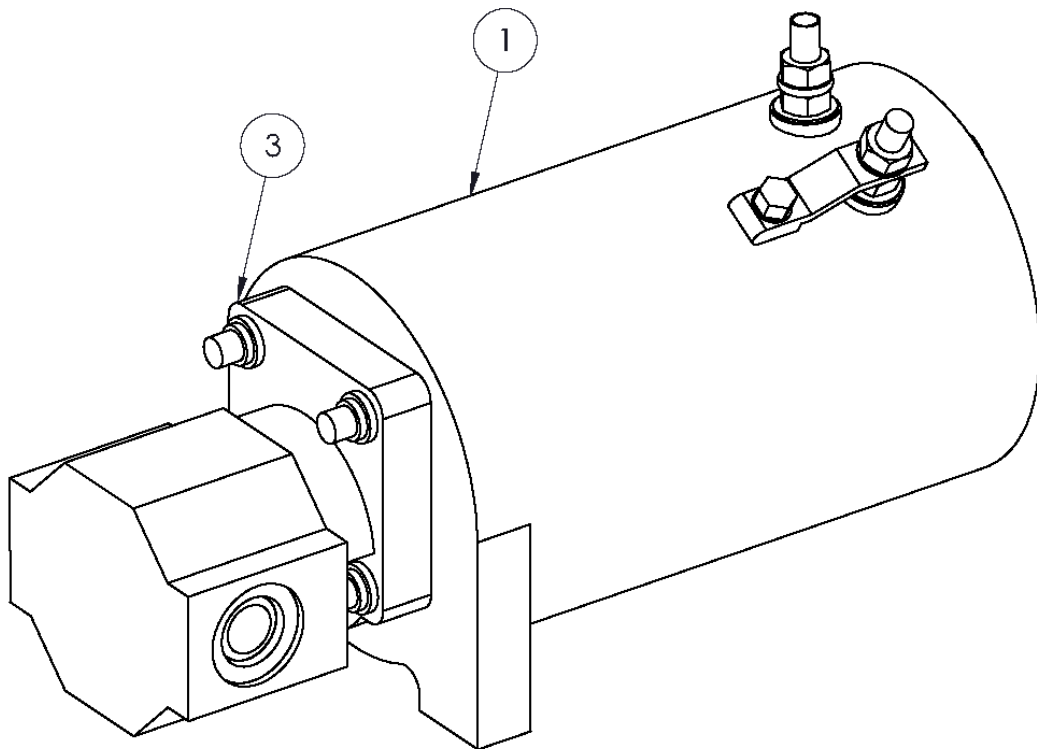
HYDRAULICS



アイテム	部品番号	名前	数量	UOM
Not Shown	1430830 A	SELECTOR VALVE ASSEMBLY		EA
1	6019324	SELECTOR VALVE 12VDC	1	EA
2	100432 009	Hyd Fitting Straight ORFS(06) SAE(06)	2	EA
3	100433 005	FTG, 45 ° , 6MORFF X 6MORB	4	EA

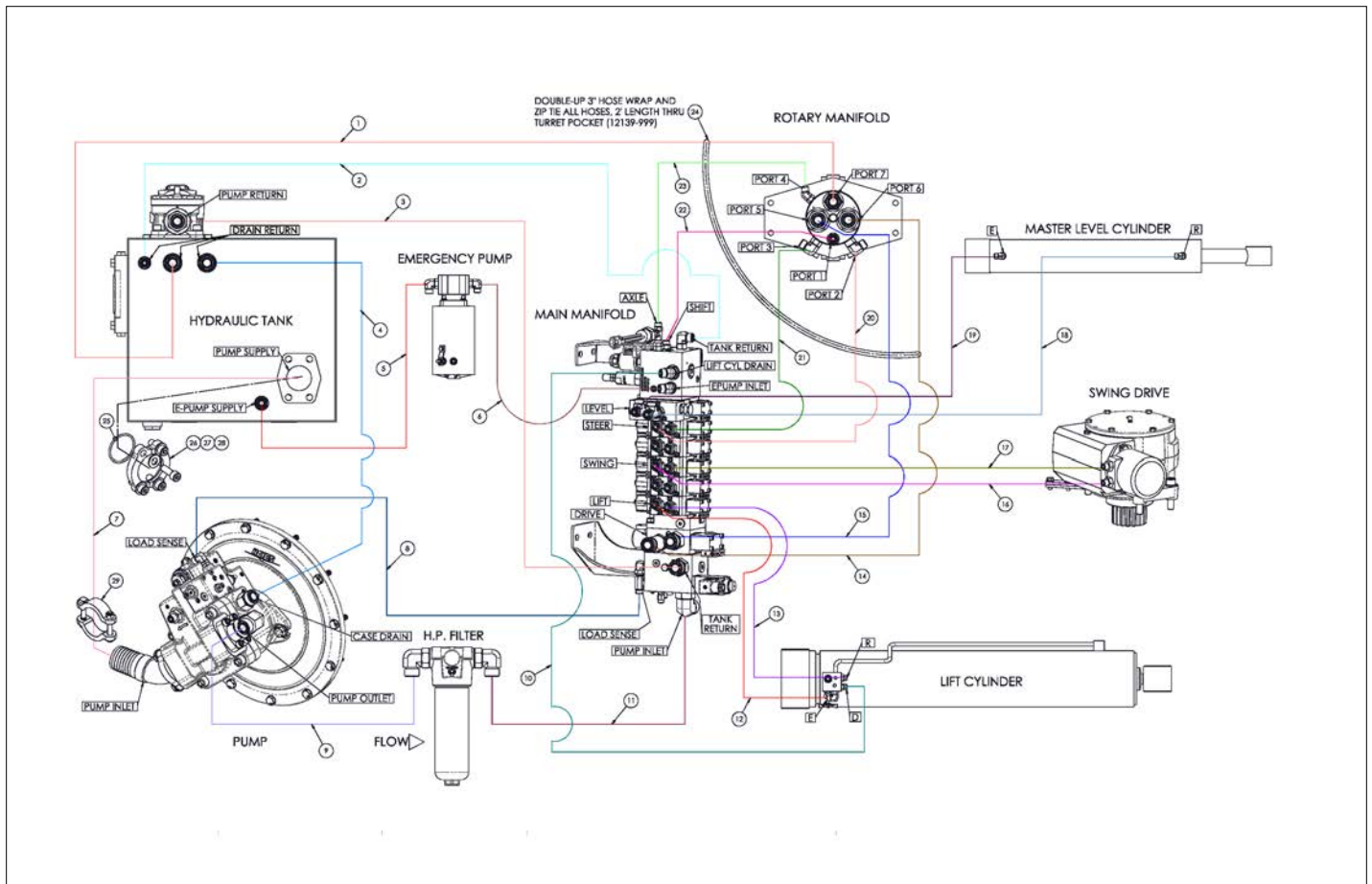
HYDRAULICS

6020058
EMERGENCY POWER UNIT ASSEMBLY



アイテム	部品番号	名前	数量	UOM
	6020058 B	EMERGENCY POWER UNIT WUXI DELI		EA
1	6026999	GEAR PUMP	1	EA
3	6029698	DC MOTOR	1	EA

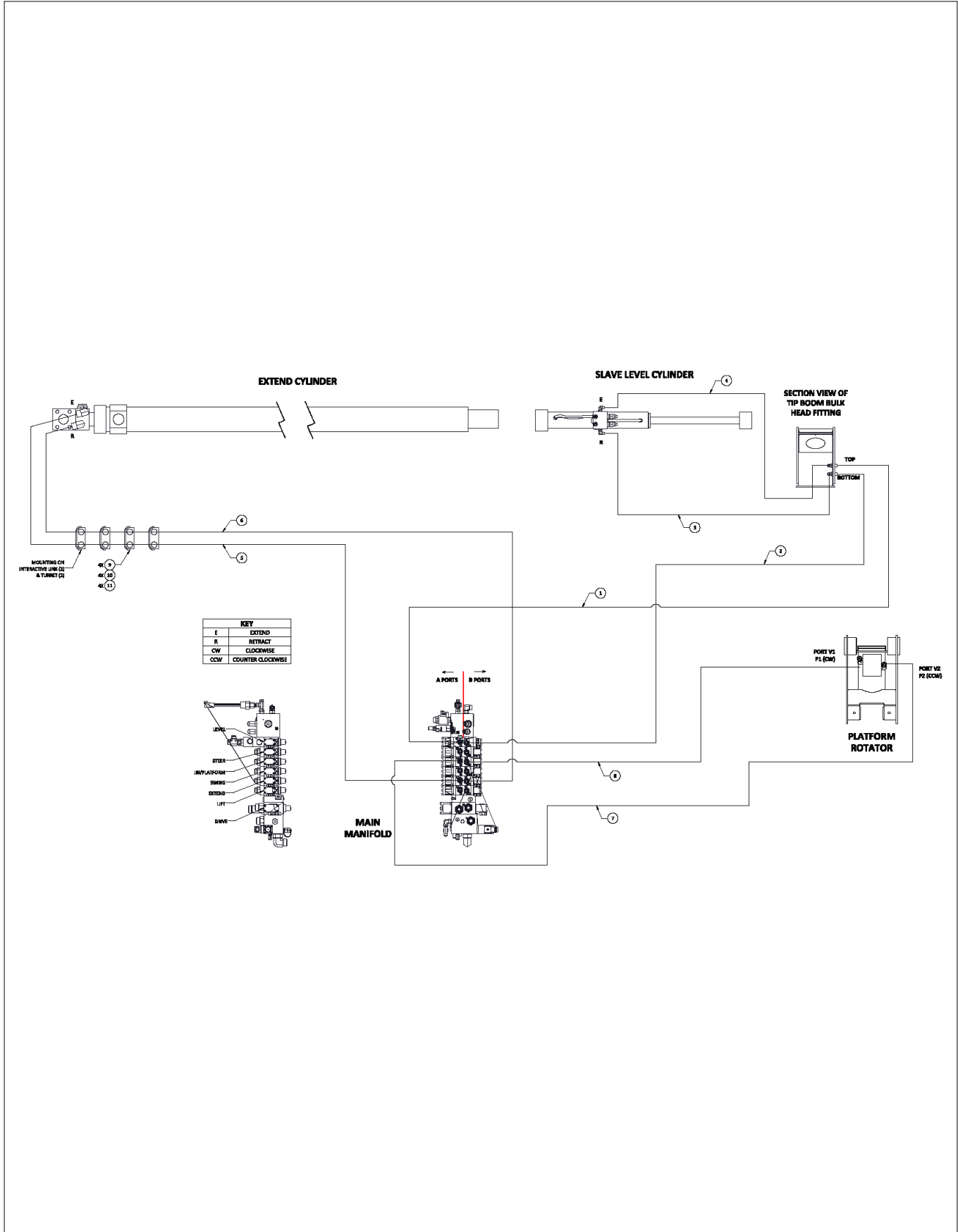
HYDRAULICS



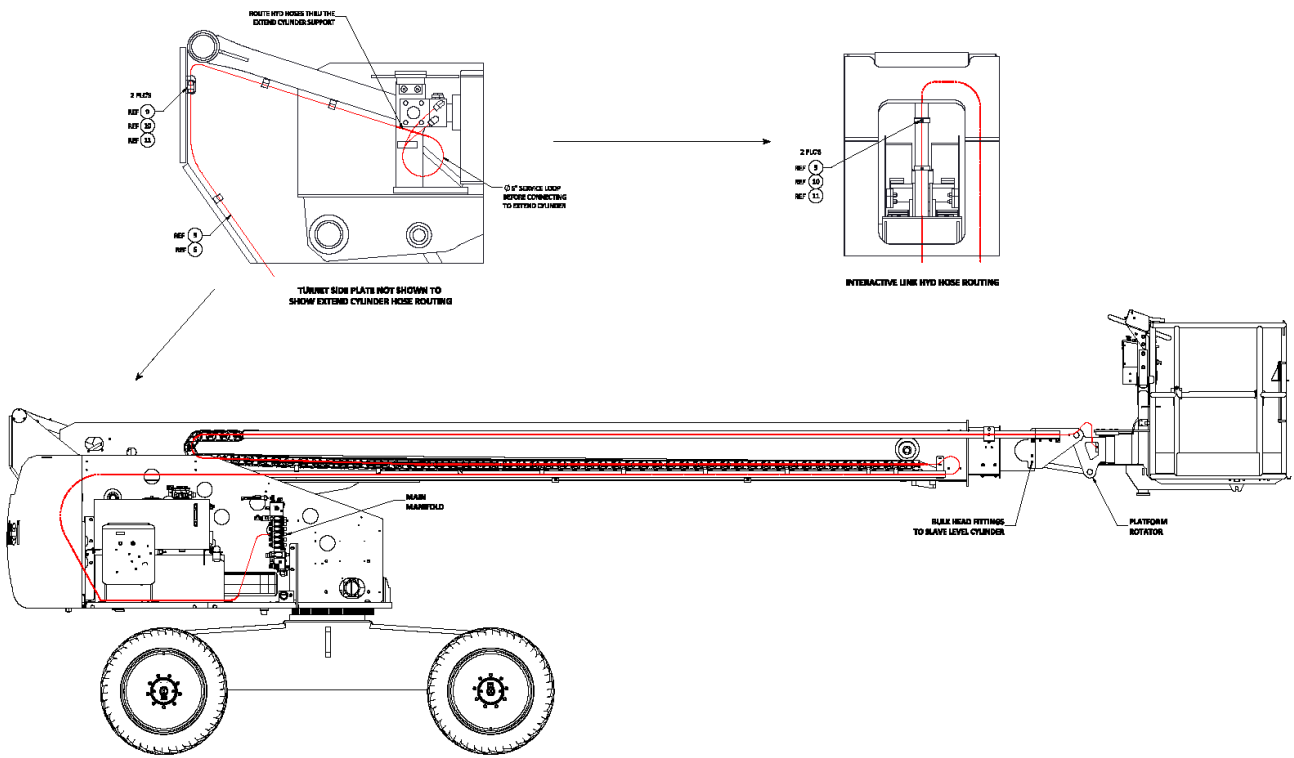
アイテム	部品番号	名前	数量	UOM
	1432239 B	TURRET HYDRAULIC HOSE INSTALL		EA
1	1432273	HYD HOSE471TC 12 3000PSI 69"	A/R	EA
2	1432274	HYD HOSE471TC 6 3000PSI 23"	A/R	EA
3	1432275	HYD HOSE 471 TC 12 3000 PSI 12FORFF STRX12FORFF 90DEG X 34"	A/R	EA
4	1432276	HYD HOSE471TC 12 3000PSI 94"	A/R	EA
5	1432277	HYD HOSE471TC 8 3000PSI 68"	A/R	EA
6	1432278	HYD HOSE471TC 6 3000PSI 76"	A/R	EA
7	1432279	HOSE SUCTION 2" 56"	A/R	EA
8	1432280	HYD HOSE471TC 4 3000PSI 75"	A/R	EA
9	1432281	HYD HOSE 787 TC 12 5000 PSI 12FORFF 90 DEG X12FORFF STR X 75"	A/R	EA
10	1432282	HYD HOSE471TC 6 3000PSI 111"	A/R	EA
11	1432283	HYD HOSE 787 TC 12 5000 PSI 12FORFF STRX12FORFF STR X 21"	A/R	EA
12	1432284	HYD HOSE471TC 6 3000PSI 111"	A/R	EA
13	1432285	HYD HOSE471TC 6 3000PSI 137"	A/R	EA
14	1432286	HYD HOSE787TC 12 5000PSI 64.25	A/R	EA
15	1432287	HYD HOSE787TC 12 5000PSI 64.25	A/R	EA
16	1432288	HYD HOSE471TC 6 3000PSI 69.5"	A/R	EA
17	1432289	HYD HOSE471TC 4 3000PSI 69.5"	A/R	EA
18	1432290	HYD HOSE471TC 4 3000PSI 151"	A/R	EA

アイテム	部品番号	名前	数量	UOM
19	1432291	HYD HOSE471TC 4 3000PSI 119"	A/R	EA
20	1432292	HYD HOSE471TC 6 3000PSI 72.25"	A/R	EA
21	1432293	HYD HOSE471TC 6 3000PSI 72.25"	A/R	EA
22	1432294	HYD HOSE471TC 4 3000PSI 82"	A/R	EA
23	1432295	HYD HOSE471TC 6 3000PSI 85.5"	A/R	EA
24	12139 999	GUARD HOSE WRAP SL 3.0 1050B	4FT	EA
25	7119927	FLANGE O RING 32 CODE 61	1	EA
26	5111678	SPLIT FLANGE 32 CODE 61 2"	2	EA
27	5560367	BLT SKTHD .500 13 1.50 GR5	4	EA
28	5560168	WSHR FLAT HARD .500 SP	4	EA
29	5059726	HOSE CLAMP 2" PARKER 88DB 32	1	EA
Not Shown	1432646	TURRET HOSE KIT 660SJ (INCLUDES ITEMS 1 19)	1	EA

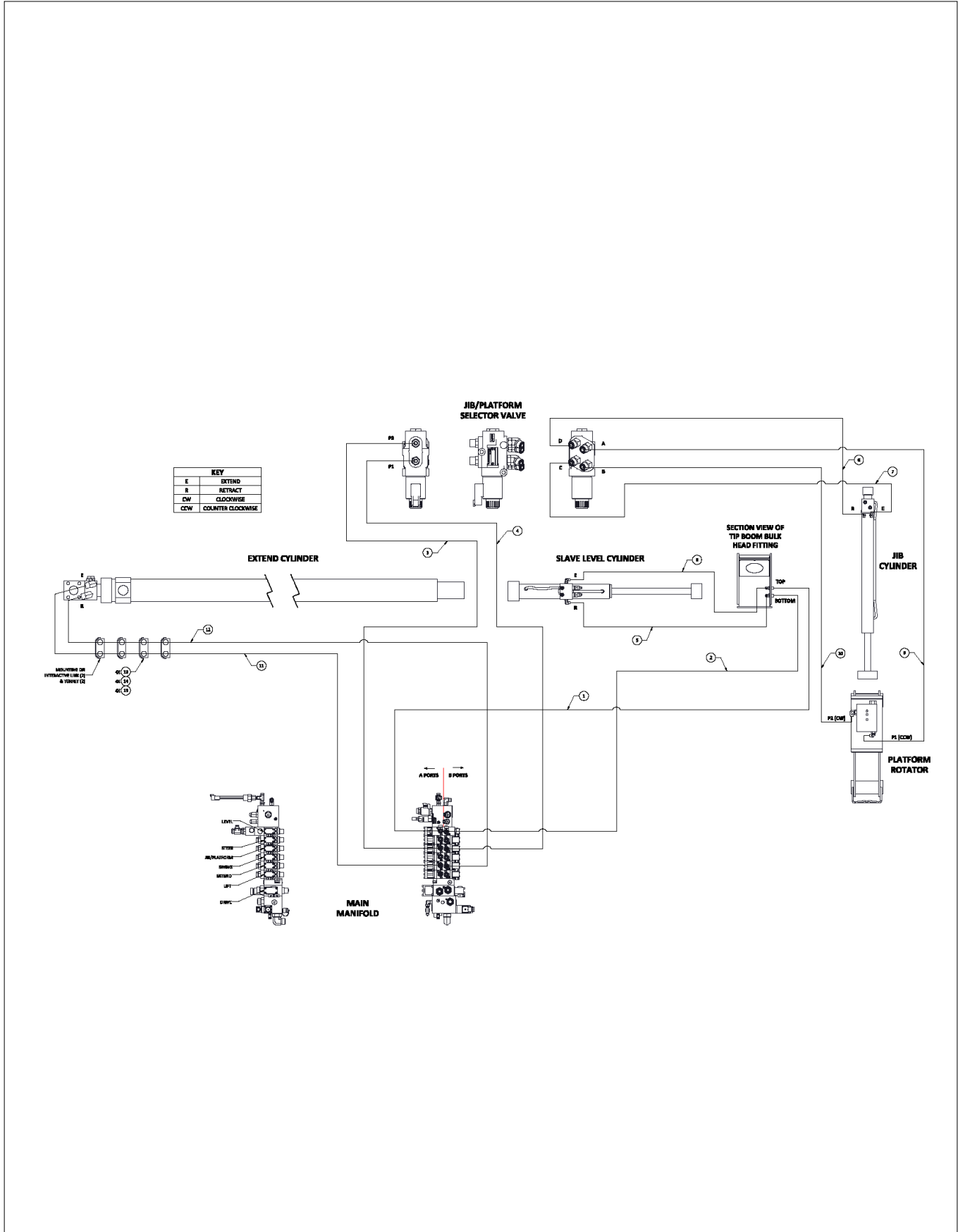
HYDRAULICS



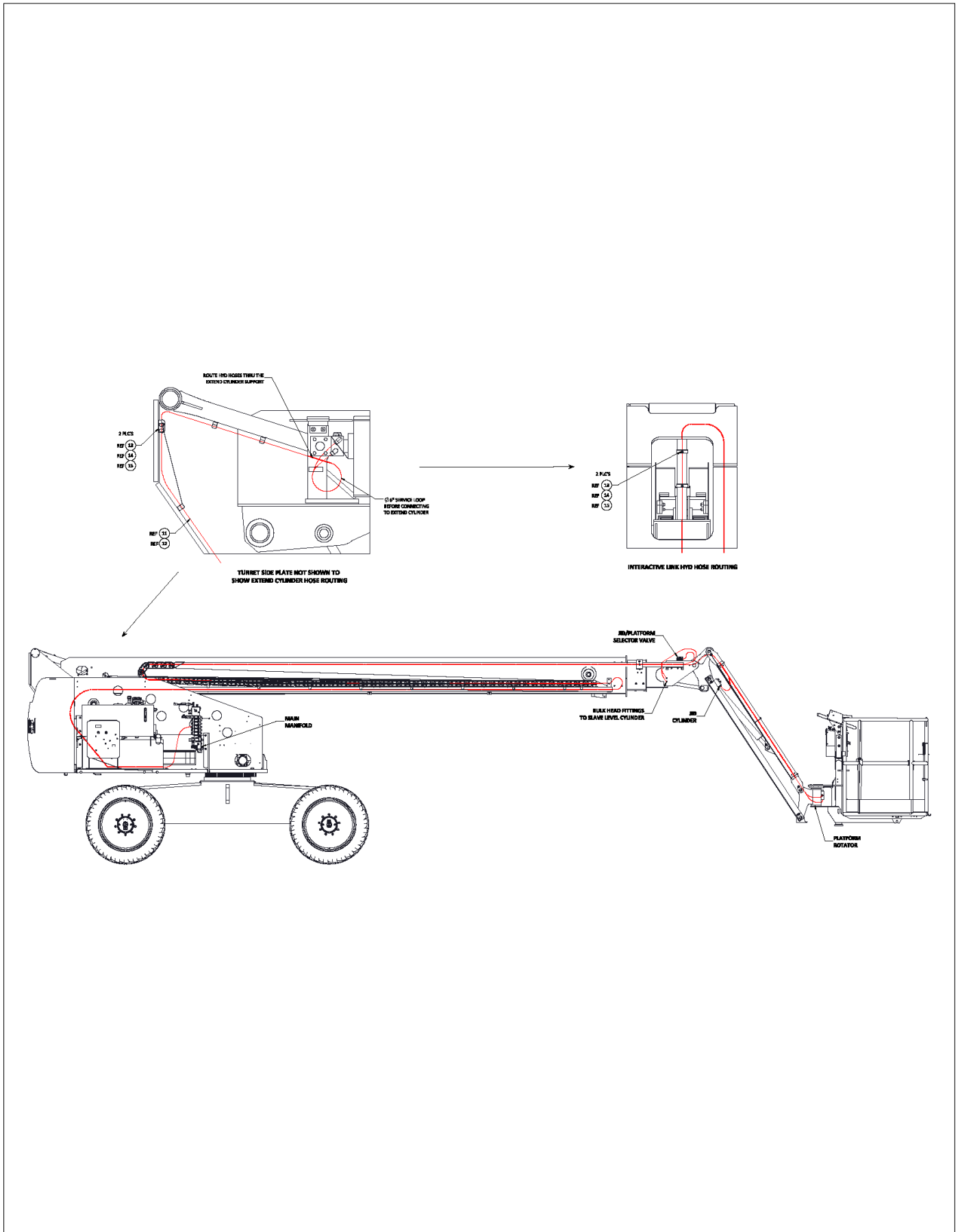
アイテム	部品番号	名前	数量	UOM
	1432453A	BOOM HOSES INSTALL		EA
1	1432261	HYD HOSE 471 TC 4 3000 PSI X 880.0"	1	EA
2	1432262	HYD HOSE 471 TC 4 3000 PSI X 880.0"	1	EA
3	1432265	HYD HOSE 471 TC 4 3000 PSI X 13.5"	1	EA
4	1432266	HYD HOSE 471 TC 4 3000 PSI X 15.0"	1	EA
5	1432271	HYD HOSE 471 TC 6 3000 PSI X 182.5"	1	EA
6	1432272	HYD HOSE 471 TC 6 3000 PSI X 182.5"	1	EA
7	1432455	HYD HOSE 471TC 4 3000PSIX912.0	1	EA
8	1432456	HYD HOSE 471TC 4 3000PSIX912.0	1	EA
9	11354 000	SLEEVE TUBE CLAMP	4	EA
10	11355 002	BODY CLAMP HYDAC	4	EA
11	11356 000	STIRRUP CLAMP HYDAC	4	EA



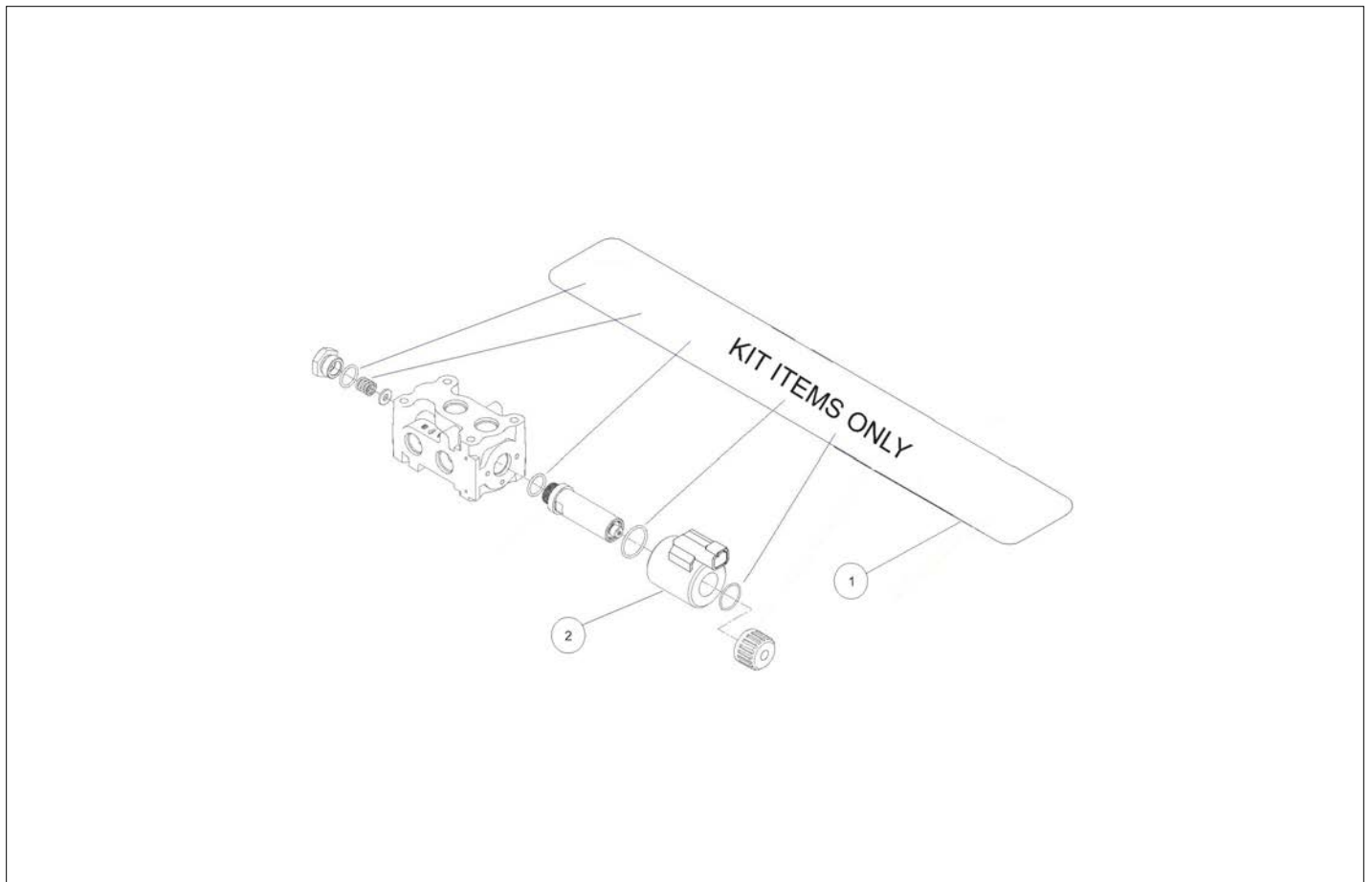
HYDRAULICS



アイテム	部品番号	名前	数量	UOM
Not Shown	1432204 B	BOOM HOSES 660SJ INSTALL		EA
1	1432261	HYD HOSE 471 TC 4 3000 PSI X 880.0"	REF	EA
2	1432262	HYD HOSE 471 TC 4 3000 PSI X 880.0"	REF	EA
3	1432263	HYD HOSE 471 TC 4 3000 PSI X 884.0"	REF	EA
4	1432264	HYD HOSE 471 TC 4 3000 PSI X 884.0"	REF	EA
5	1432265	HYD HOSE 471 TC 4 3000 PSI X 13.5"	REF	EA
6	1432266	HYD HOSE 471 TC 4 3000 PSI X 15.0"	REF	EA
7	1432267	HYD HOSE 471 TC 4 3000 PSI X 54.25"	REF	EA
8	1432268	HYD HOSE 471 TC 4 3000 PSI X 54.25"	REF	EA
9	1432269	HYD HOSE 471 TC 4 3000 PSI X 111.75"	REF	EA
10	1432270	HYD HOSE 471 TC 4 3000 PSI X 111.75"	REF	EA
11	1432271	HYD HOSE 471 TC 6 3000 PSI X 182.5"	REF	EA
12	1432272	HYD HOSE 471 TC 6 3000 PSI X 182.5"	REF	EA
13	11354 000	SLEEVE TUBE CLAMP	4	EA
14	11355 002	BODY CLAMP HYDAC	4	EA
15	11356 000	STIRRUP CLAMP HYDAC	4	EA
Not Shown	1432647	BOOM HOSE KIT 660SJ	1	EA

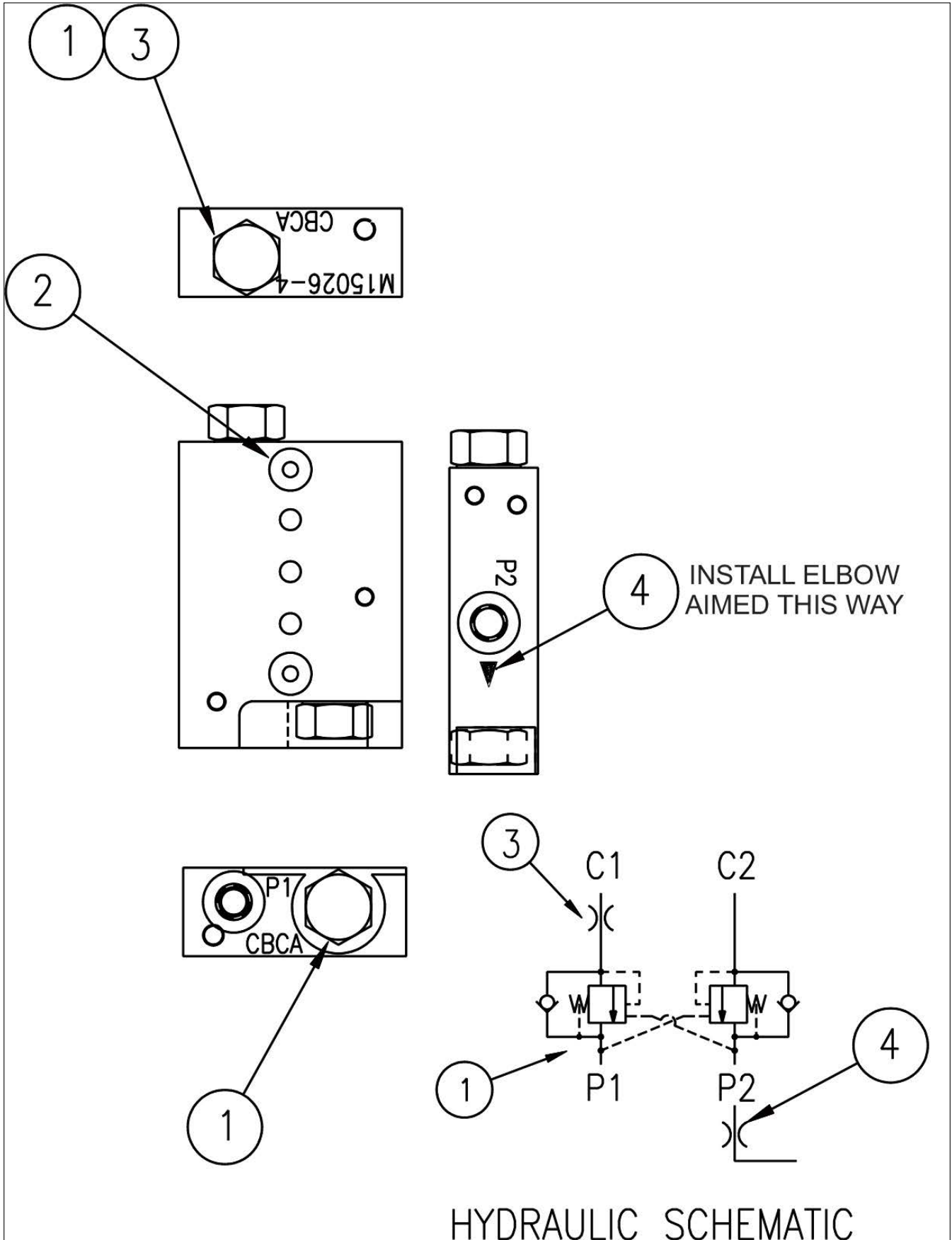


HYDRAULICS



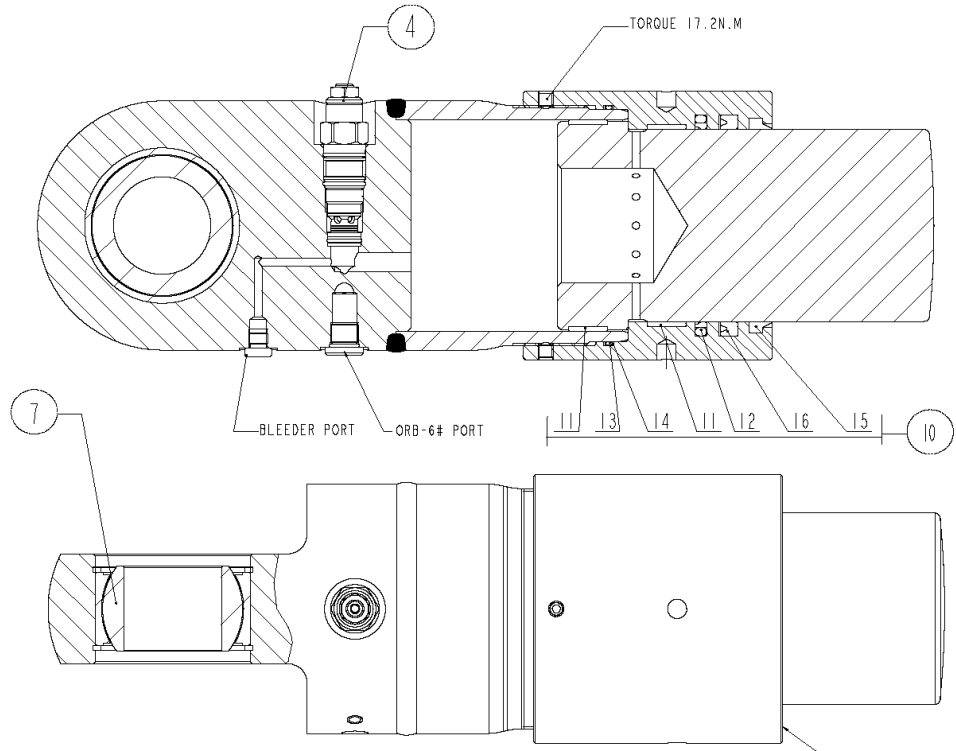
アイテム	部品番号	名前	数量	UOM
	6019324	SELECTOR VALVE 12VDC		EA
1	6091843	SEAL KIT FOR 6019324 VALVE	1	EA
2	6091844	COIL 12 VDC	1	EA

HYDRAULICS

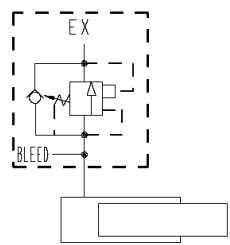


アイテム	部品番号	名前	数量	UOM
Not Shown	6019089 B	DUAL COUNTERBALANCE VALVE HELAC ROTATOR		EA
1	6019277	VALVE COUNTERBALANCE (SET 3350PSI)	2	EA
2	6019278	O RING SEAL SIZE 110 70 DURO	2	EA
4	6019279	ORIFICE 1/4 IN NPT PLUG DRILLED .015 IN	1	EA
6	6019169	ORIFICE ELBOW FITTING	1	EA

HYDRAULICS

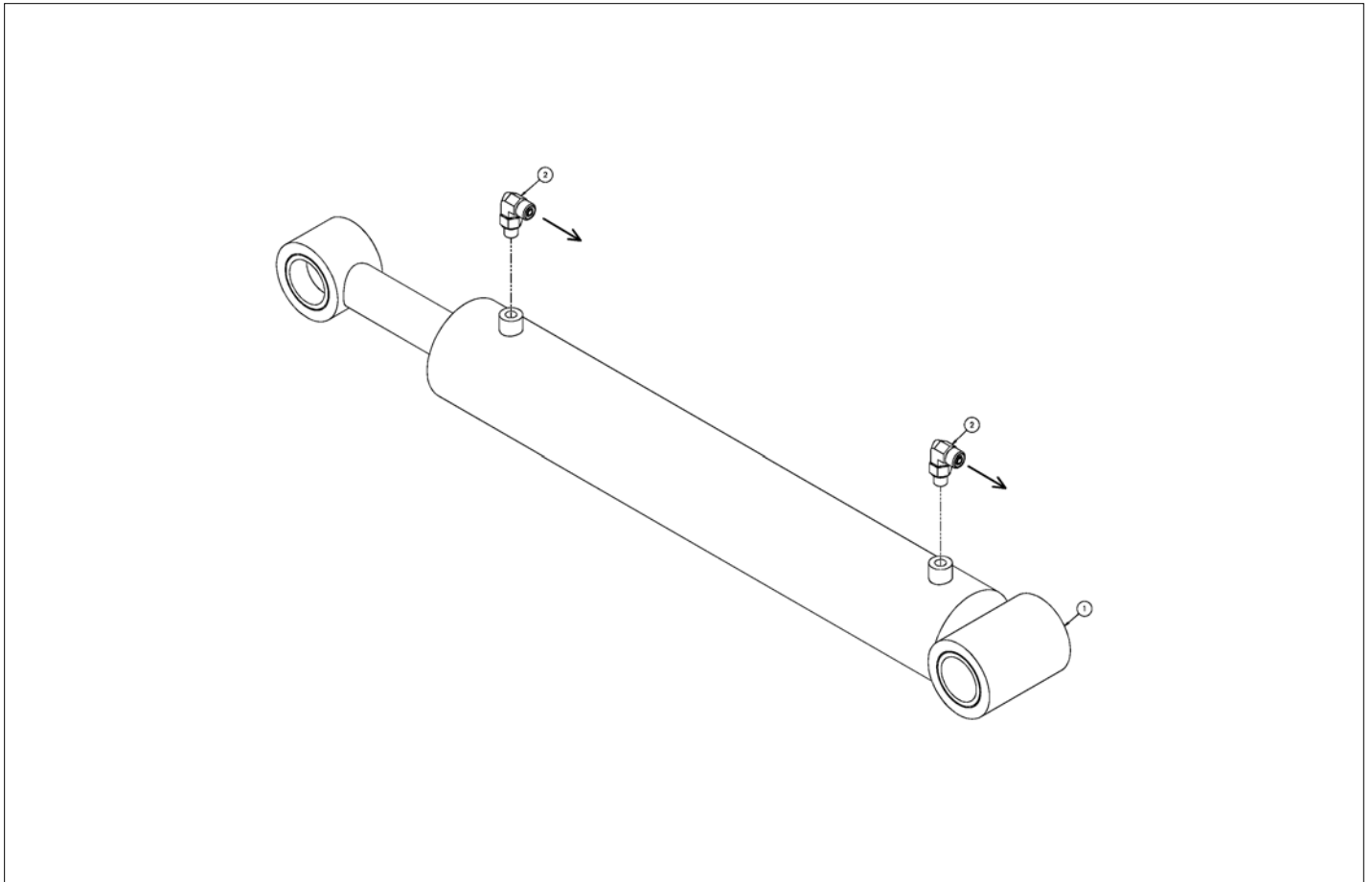


HYDRAULIC SCHEMATIC



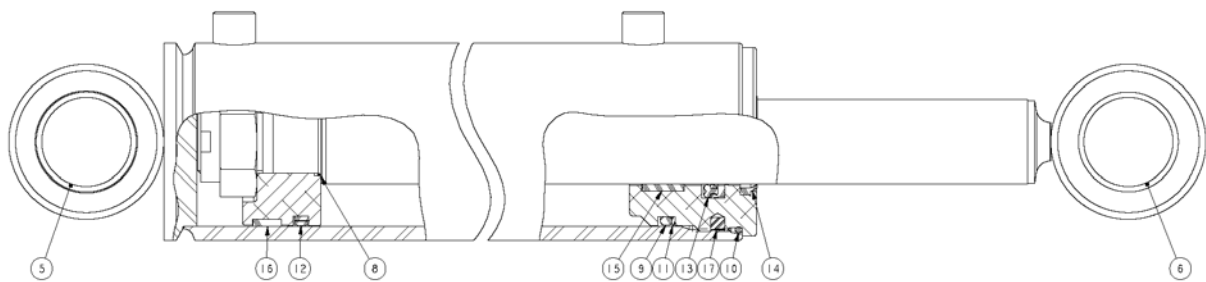
アイテム	部品番号	名前	数量	UOM
	5290013	AXLE LOCK CYLINDER HENGLI		EA
4	6091953	THROTTLE BALANCING VALVE	1	EA
7	6091954	BEARING	1	EA
10	6091955	SEAL KIT (INCLUDES ITEMS 11 16)	1	EA

HYDRAULICS



アイテム	部品番号	名前	数量	UOM
	1432242 A	MASTER LEVEL CYLINDER 600S 660SJ ASSEMBLY		EA
1	100553 100	CYLINDER, MASTER LEVEL	1	EA
2	100434 002	FITTING 4MORFF X 4MORB 90 °	2	EA

HYDRAULICS

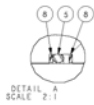
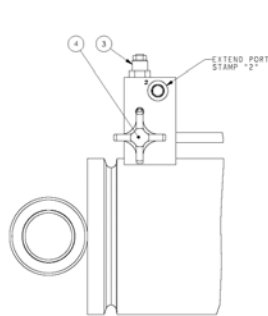
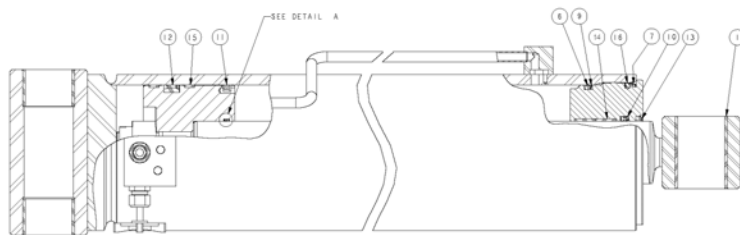


NOTES:

5. STAMP TANFIELD ENGINEERING P/N 100553-100, RMT LOGO, AND DATE CODE NEAR BASE END OF CYLINDER.
7. TORQUE ITEM 7, LOCKNUT, w/THREADLOCKING COMPOUND TO 350-380 FT-LB. USE LOCTITE GRADE 271 OR EQUIVALENT.
8. TORQUE ITEM 3, HEAD GLAND, TO 250-300 FT-LB.

アイテム	部品番号	名前	数量	UOM
	100553 100A	MASTER LEVEL CYLINDER ROSENBOOM		EA
5	100553 104	JOURNAL BEARING	2	EA
6	100553 106	JOURNAL BEARING	1	EA
	100553 108	SEAL KIT (10 THRU 19)	1	EA

HYDRAULICS



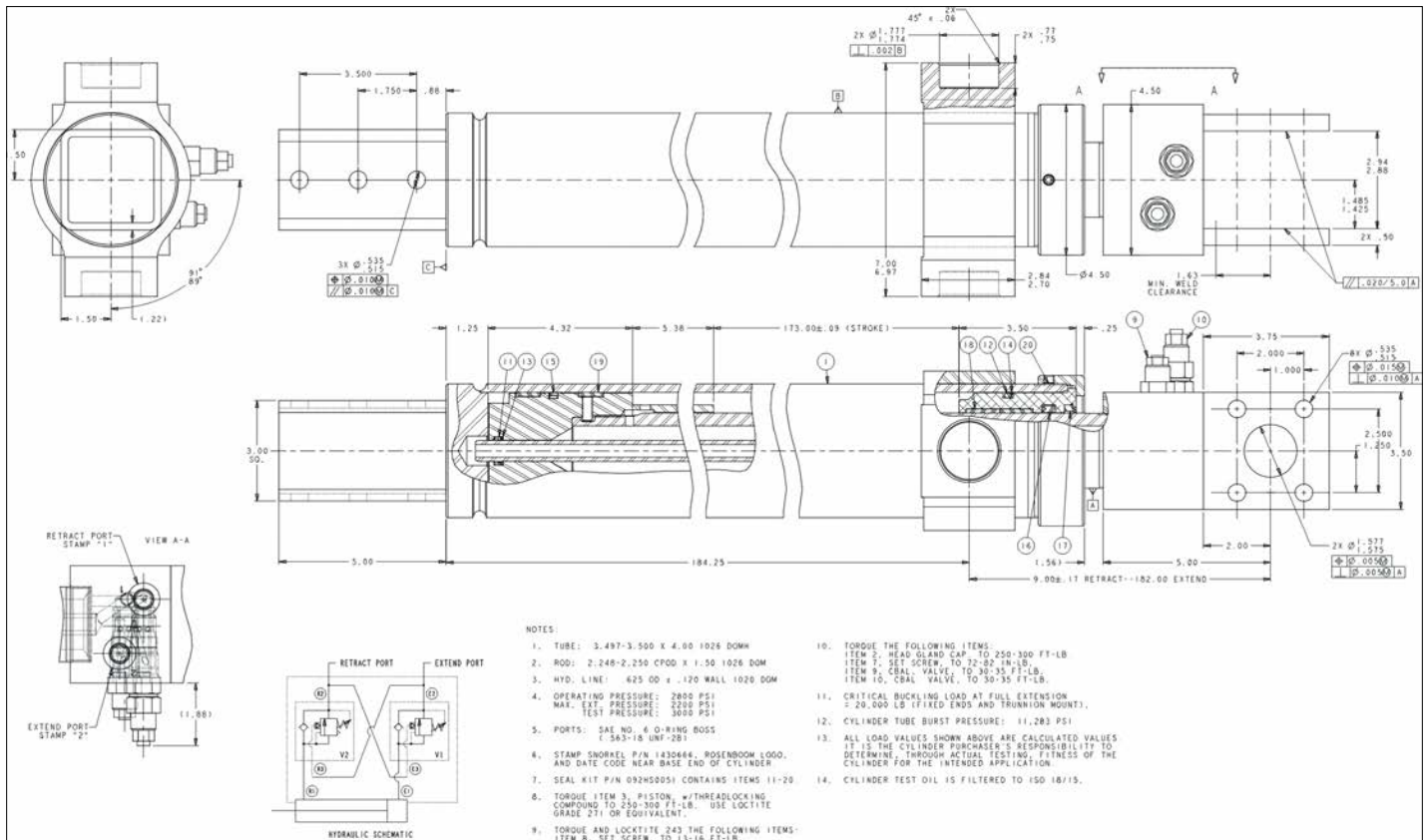
DETAIL A
SCALE 2:1

NOTES:

- 6. STAMP SNORKEL P/N 1431076, ROSENBOOM LOGO, AND DATE CODE NEAR BASE END OF CYLINDER.
- 8. TORQUE ITEM 8, LOCKNUT, w/THREADLOCKING COMPOUND TO 2,000-2,200 FT-LB. USE LOCTITE GRADE 271 OR EQUIVALENT.
- 9. TORQUE THE FOLLOWING ITEMS:
 ITEM 3, HEAD GLEND, TO 550-600 FT-LB.
 ITEM 2, SEAL VALVE TO 30-35 FT-LB.
 ITEM 8, SHUT-OFF VALVE, TO 30-35 FT-LB.

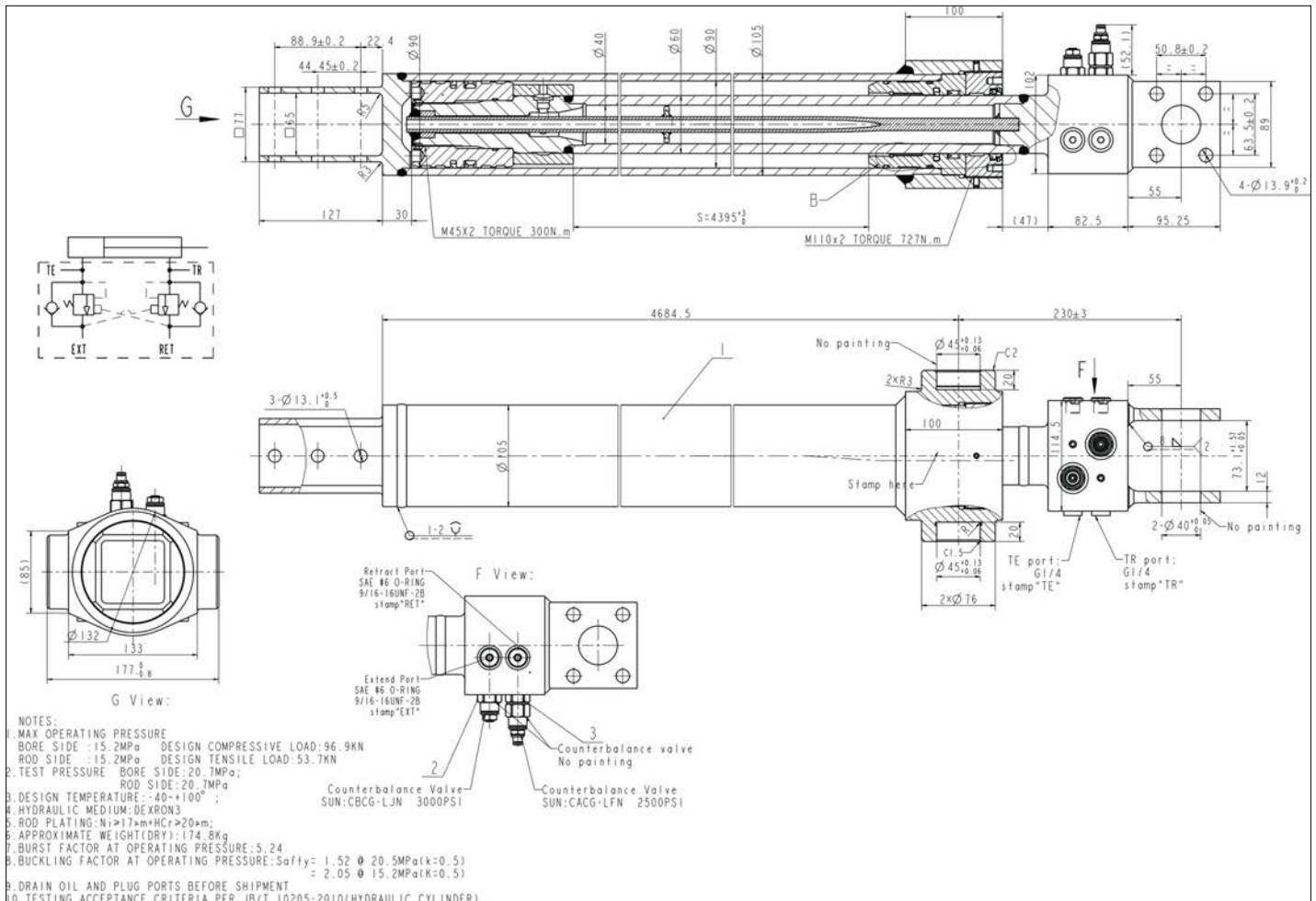
アイテム	部品番号	名前	数量	UOM
	1431076 A	LIFT CYLINDER ROSENBOOM		EA
1	6091881	SEAL KIT	4	EA
3	6091314	COUNTER BALANCE VALVE	1	EA
4	6010115	CARTRIDGE NEEDLE VALVE	1	EA
	6091802	SEAL KIT		EA
5	KIT ITEM	O RING	1	EA
6	KIT ITEM	O RING	1	EA
7	KIT ITEM	O RING	1	EA
8	KIT ITEM	BACKUP RING, DYNAMIC	2	EA
9	KIT ITEM	BACKUP RING	1	EA
10	KIT ITEM	DZR SEAL	1	EA
11	KIT ITEM	CAST IRON PISTON RING	1	EA
12	KIT ITEM	CAPPED T SEAL	1	EA
13	KIT ITEM	HD ROD WIPER, SEALED OD	1	EA
14	KIT ITEM	PRECISION WEARBAND	2	EA
15	KIT ITEM	PRECISION WEARBAND	2	EA
16	KIT ITEM	LOCKING INSERT	2	EA

HYDRAULICS



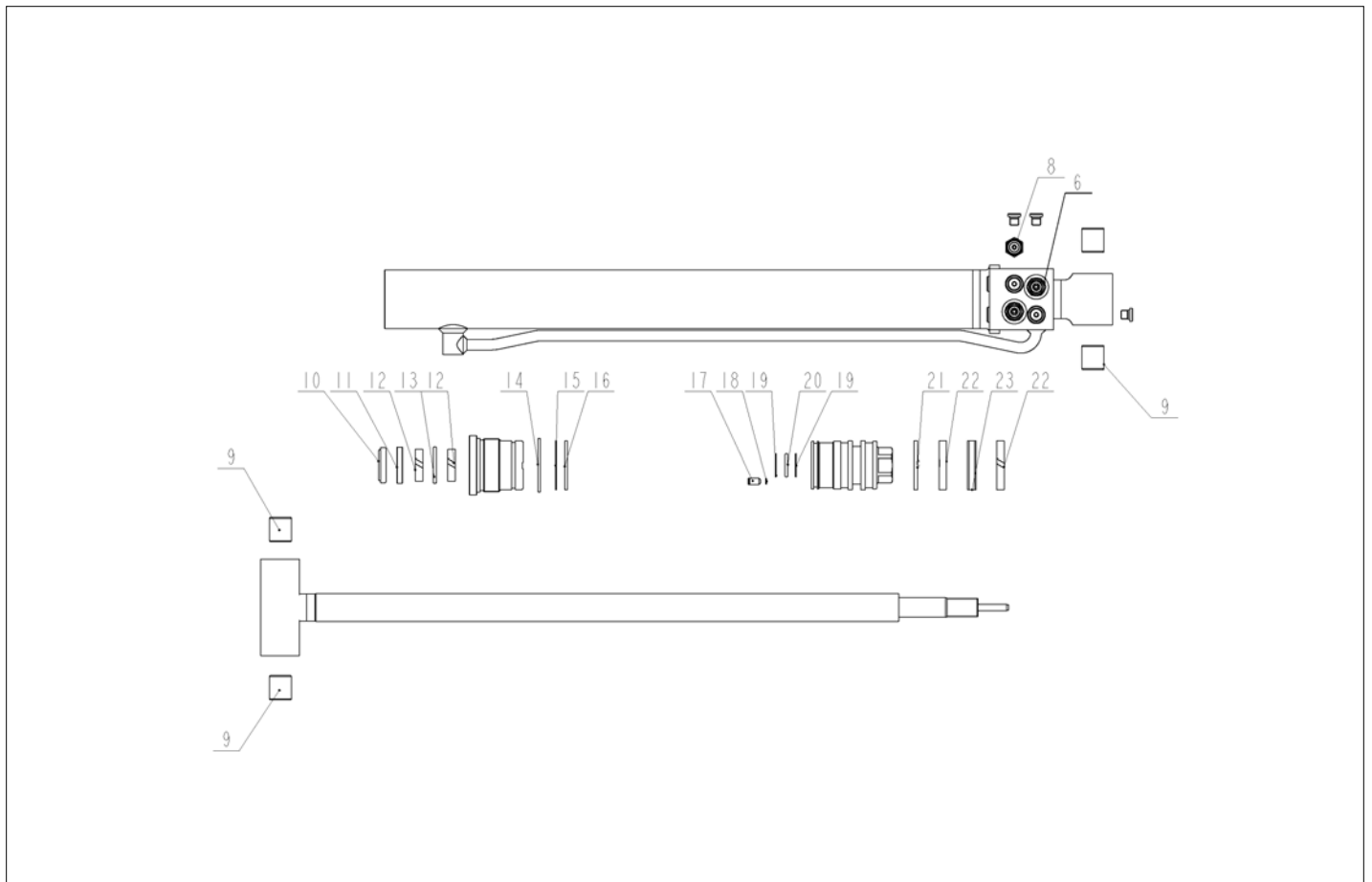
アイテム	部品番号	名前	数量	UOM
	1430666 D	EXTEND CYLINDER ROSENBOOM		EA
9	6091794	COUNTERBALANCE VALVE 3000 PSI	1	EA
10	106815 010	COUNTERBALANCE VALVE 2500 PSI	1	EA
1	6091266	SEAL REPAIR KIT includes items 11 through 20	1	EA
11	KIT ITEM	O RING	1	EA
12	KIT ITEM	O RING	1	EA
13	KIT ITEM	BACKUP RING, DYNAMIC	2	EA
14	KIT ITEM	BACK UP RING	1	EA
15	KIT ITEM	DISO PAC	1	EA
16	KIT ITEM	BS U CUP	1	EA
17	KIT ITEM	HD ROD WIPER, SEALED OD	1	EA
18	KIT ITEM	PRECISION WEARBAND	2	EA
19	KIT ITEM	PRECISION WEARBAND	2	EA
20	KIT ITEM	LOCKING INSERT	1	EA

HYDRAULICS



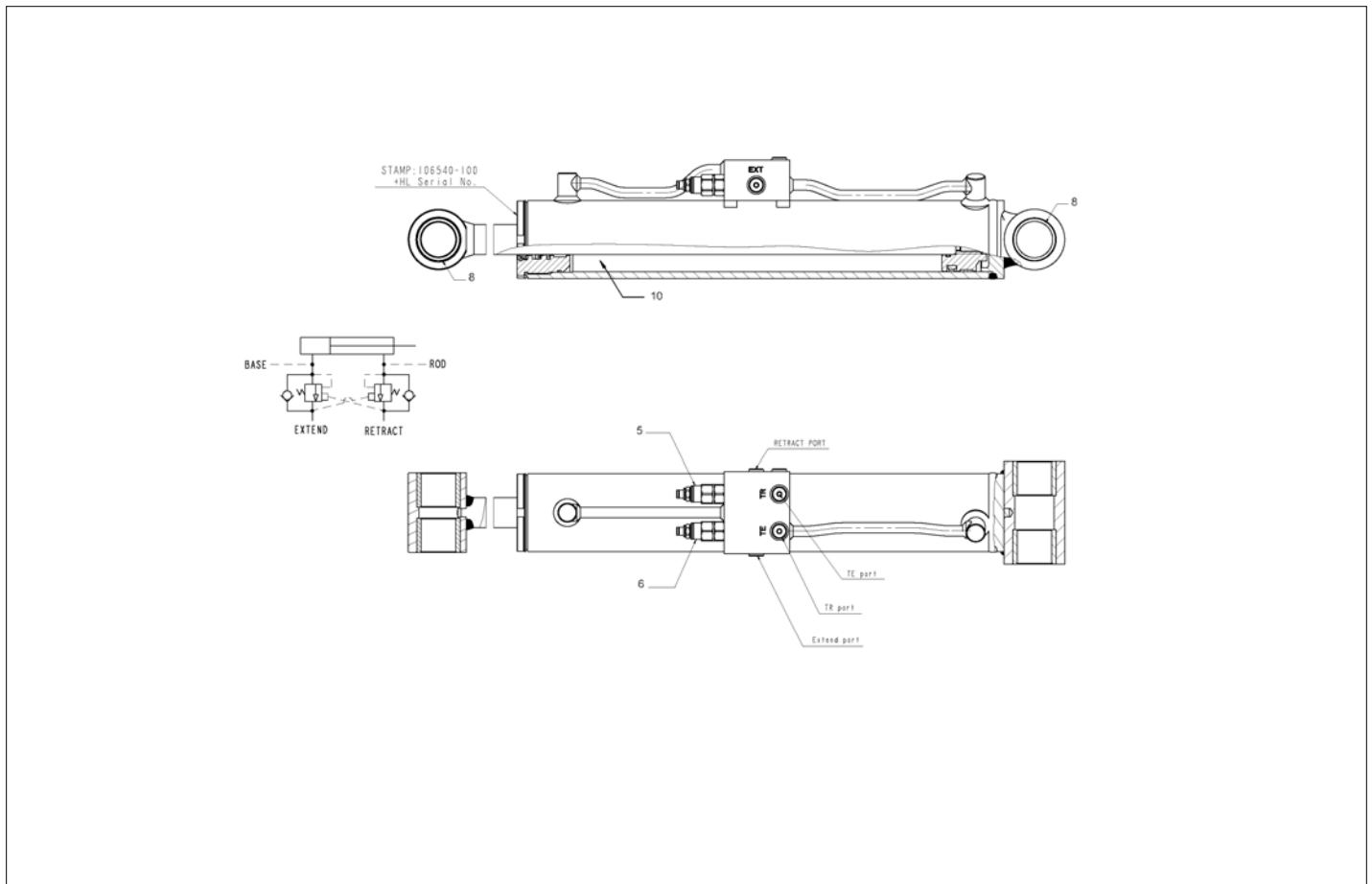
アイテム	部品番号	名前	数量	UOM
	1430666D	EXTEND CYLINDER HENGLI		EA
1	7148147	SEAL KIT	1	EA
2	6091794	COUNTERBALANCE VALVE 3000 PSI	1	EA
3	106815 010	COUNTERBALANCE VALVE 2500 PSI	1	EA

HYDRAULICS



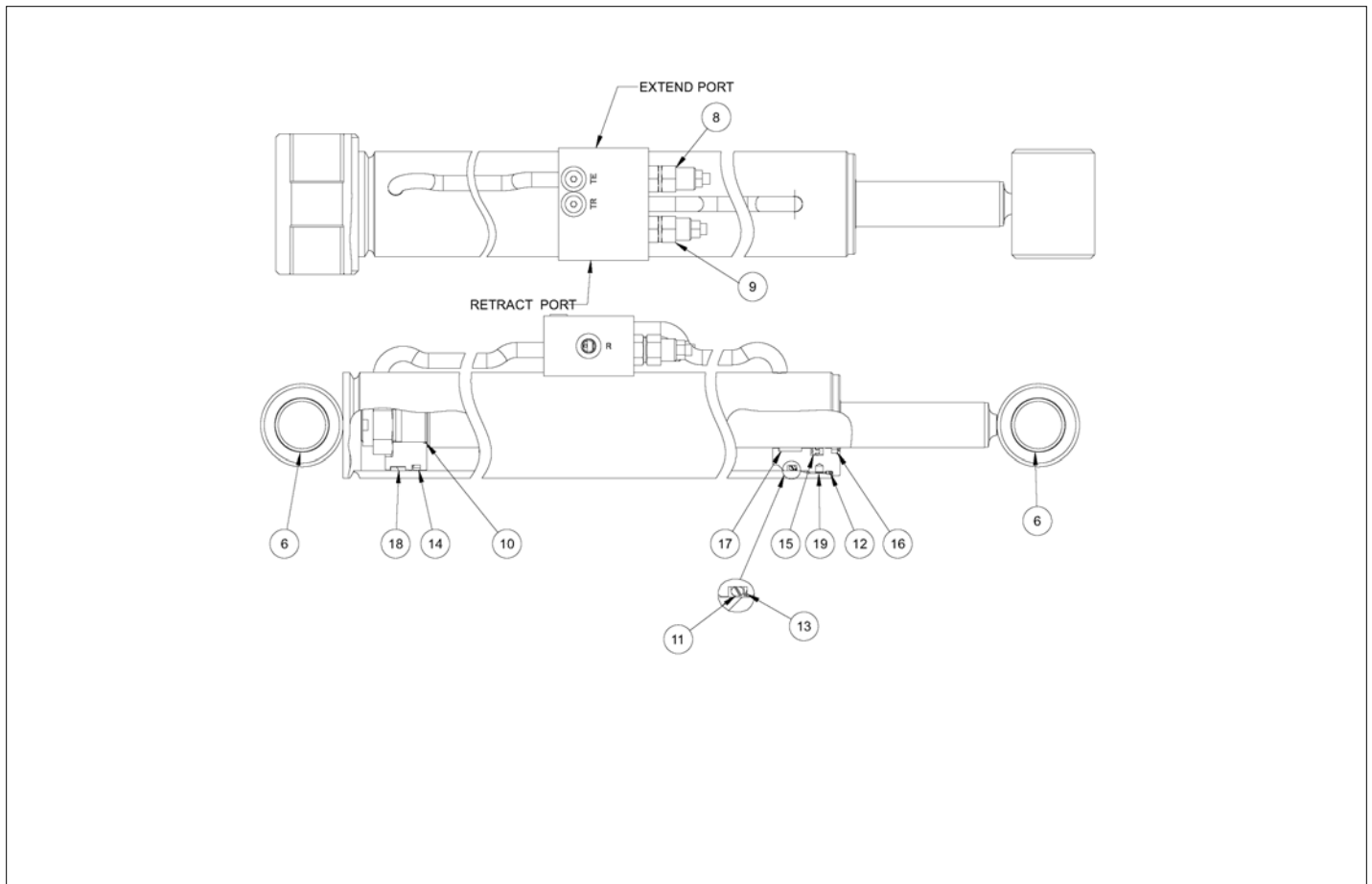
アイテム	部品番号	名前	数量	UOM
Not Shown	0420111 H	JIB CYLINDER HENGLI		EA
6	6047189	COUNTER BALANCE VALVE	2	EA
8	6091901	CHECK VALVE 0420111 CYLINDER	1	EA
9	561196	BRG 1.00ID X 1.125OD X 1.25LG	4	EA
Not Shown	6091897	SEAL KIT 0420111 CYLINDER	1	EA
10	KIT ITEM	WIPER RING	1	EA
11	KIT ITEM	ROD SEAL	1	EA
12	KIT ITEM	WEAR RING	1	EA
13	KIT ITEM	BUFFER RING	1	EA
14	KIT ITEM	O RING	1	EA
15	KIT ITEM	BACK UP RING	1	EA
16	KIT ITEM	O RING	1	EA
17	KIT ITEM	CHECK VALVE	1	EA
18	KIT ITEM	O RING	1	EA
19	KIT ITEM	BACK UP RING	1	EA
20	KIT ITEM	O RING	1	EA
21	KIT ITEM	PISTON RING	1	EA
22	KIT ITEM	WEAR RING	1	EA
23	KIT ITEM	PISTON SEAL	1	EA

HYDRAULICS



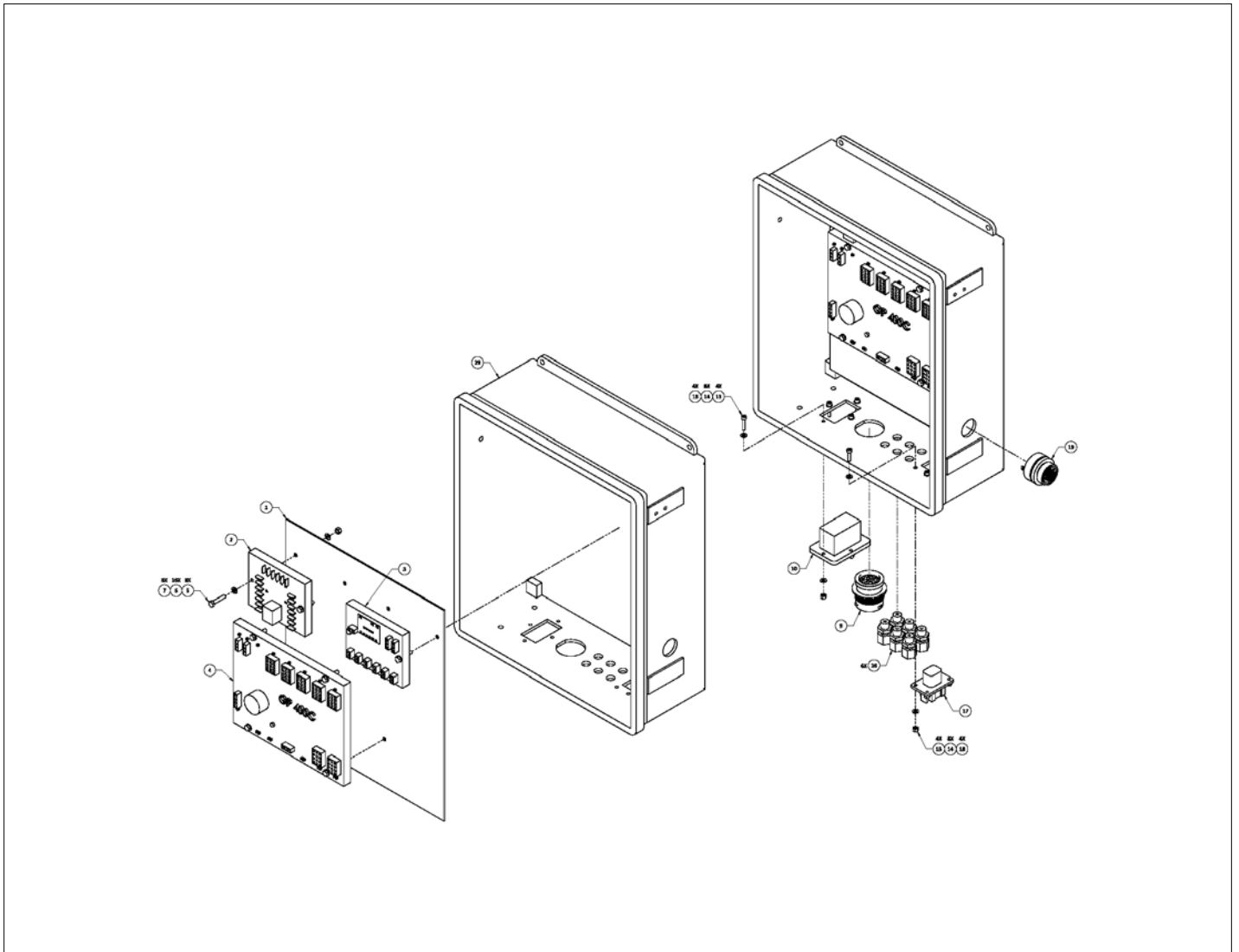
アイテム	部品番号	名前	数量	UOM
	106540 100B	SLAVE LEVEL CYLINDER HENGLI		EA
5	6019449	COUNTER BALANCE VALVE, 1500 PSI	1	EA
6	6019448	COUNTER BALANCE VALVE, 3000 PSI	1	EA
8	2509866	BEARING	4	EA
10	7148148	SEAL KIT	1	EA

HYDRAULICS

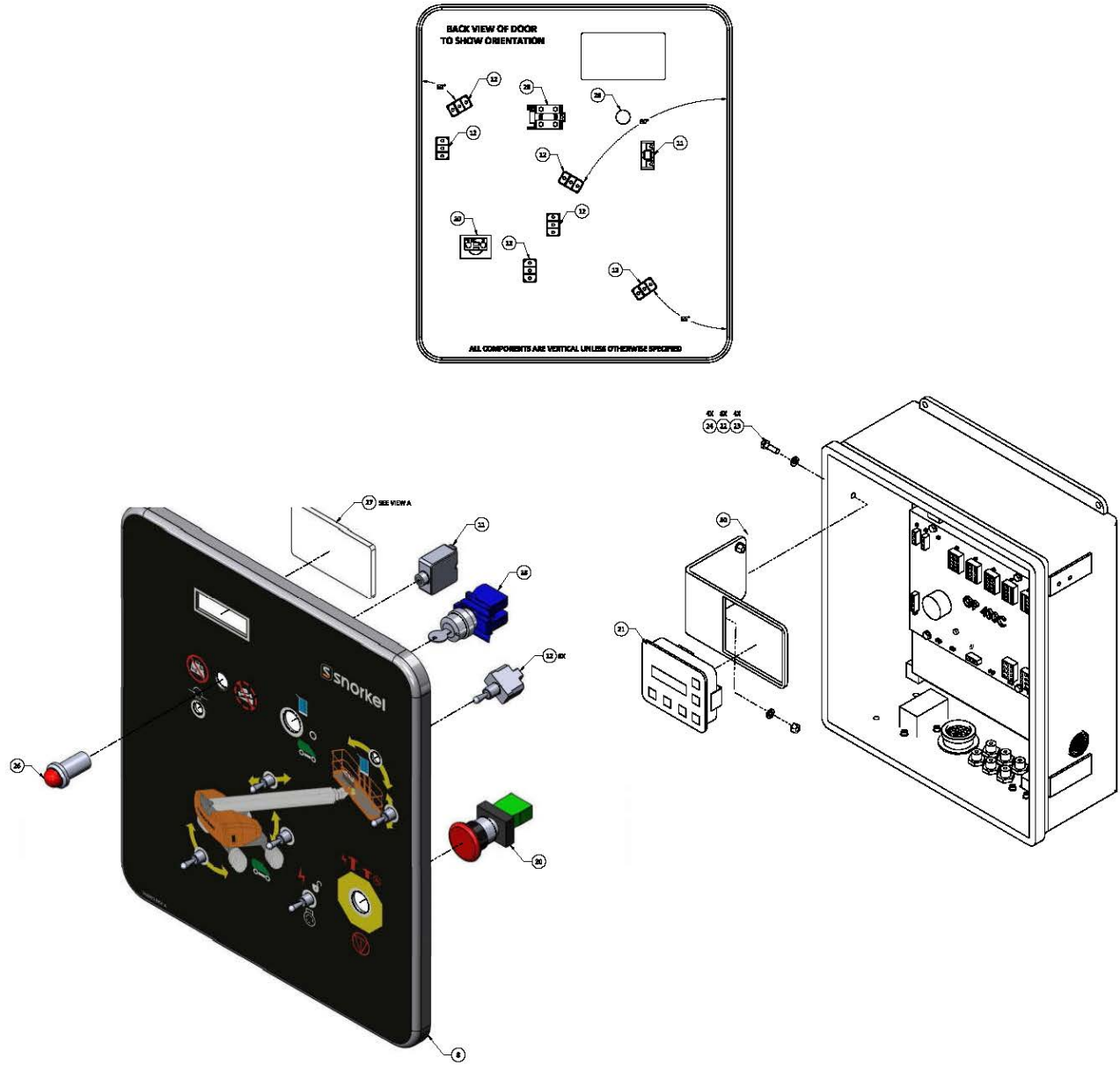


アイテム	部品番号	名前	数量	UOM
	106540 100 A	SLAVE LEVEL CYLINDER ROSENBOOM		EA
6	100553 105	JOURNAL BEARING	4	EA
8	106540 108	CB VALVE (3000)	1	EA
9	106540 109	CB VALVE (1500)	1	EA
	100553 108	SEAL KIT (10 THRU 19)	1	EA
10	KIT ITEM	O RING	1	EA
11	KIT ITEM	O RING	1	EA
12	KIT ITEM	O RING	1	EA
13	KIT ITEM	BACKUP RING	1	EA
14	KIT ITEM	DISO PAC	1	EA
15	KIT ITEM	DEEP Z SEAL	1	EA
16	KIT ITEM	HD ROD WIPER, SEAL OD	1	EA
17	KIT ITEM	WEARBAND	1	EA
18	KIT ITEM	WEARBAND	1	EA
19	KIT ITEM	LOCKING INSERT	1	EA

ELECTRICAL

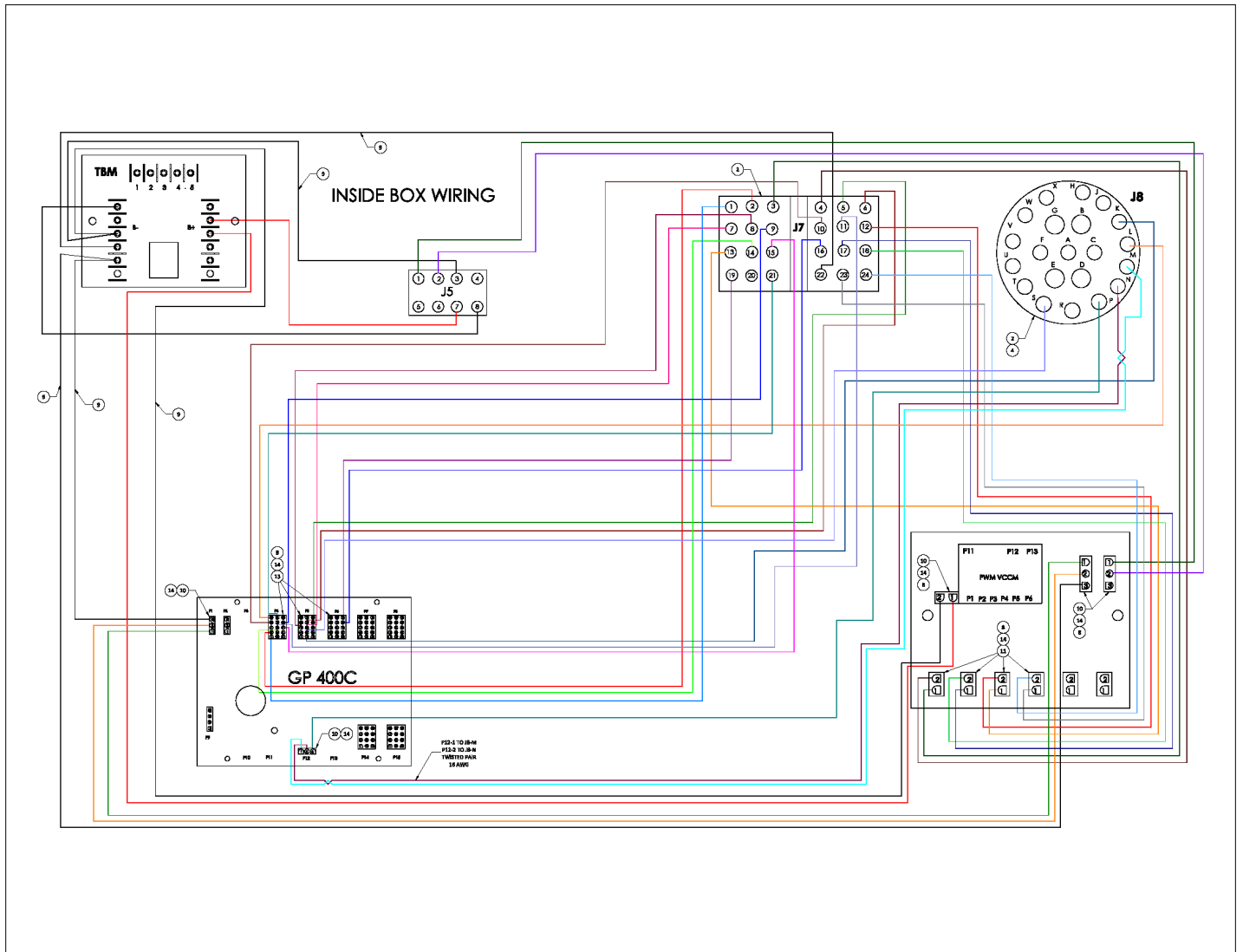


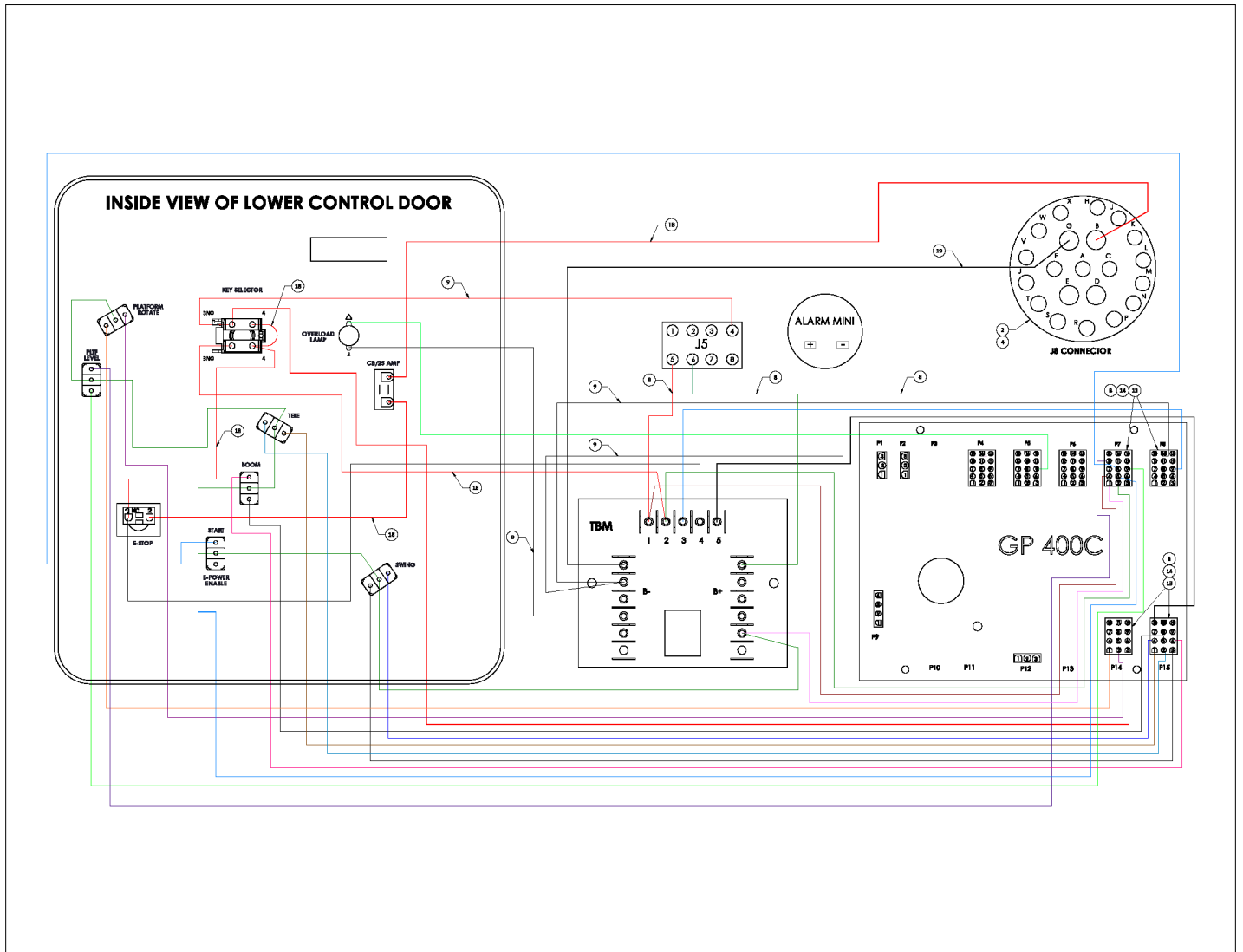
アイテム	部品番号	名前	数量	UOM
	1432524 A 1	LOWER CONTROL BOX CUMMINS 600S		EA
1	1430787	BACKING PLATE	1	EA
2	3030181	Trionics TBM	1	EA
3	3030174	VALVE CURRENT CONTROL MODULE	1	EA
4	512941 000	GP400C	1	EA
5	056057 025	Bolt, HexBolt DIN931 M5 x 25mm	8	EA
6	056069 005	Washer SteelFlatWasher DIN125A	16	EA
7	056064 005	Nut, NylockNut DIN985 M5 10.0	8	EA
8	1432549	LID LOWER CONTROL	1	EA
9	100338 001	RECPT. DEUTSCH	1	EA
10	015790 011	DEUTSCH 24PIN CONN DRC 12 24PA	1	EA
11	3040069	CIRCUIT BREAKER 25AMP	1	EA
12	3020016	Switch, Toggle Honeywell INTI 7	6	EA
13	058500 020	Bolt, SktCapScrew DIN912 M4 x	4	EA
14	056069 004	Wshr, SteelFlatWshr M4 DIN125	16	EA
15	056066 004	NUT NYLOCK DIN985 M4 8.0 ZP	8	EA
16	029925 000	CONNECTOR CABLE HEYC (Not illustrated)	6	EA
17	3049971	DEUTSCH 8 PIN BLKHD RCPT CONN	1	EA
18	510563 016	Bolt, SktCapScrew DIN912 M4 x	4	EA
19	3040411	Alarm Buzzer	1	EA
20	3028810	PUSH/PULL EMERGENCY STOP	1	EA
21	3087803	EZCal Panel Trionics	1	EA
22	056069 006	WSHR STEELFLATWSHE M6 DIN125A	4	EA
23	056058 020	Bolt, HexBolt DIN931 M6 x 20mm	2	EA

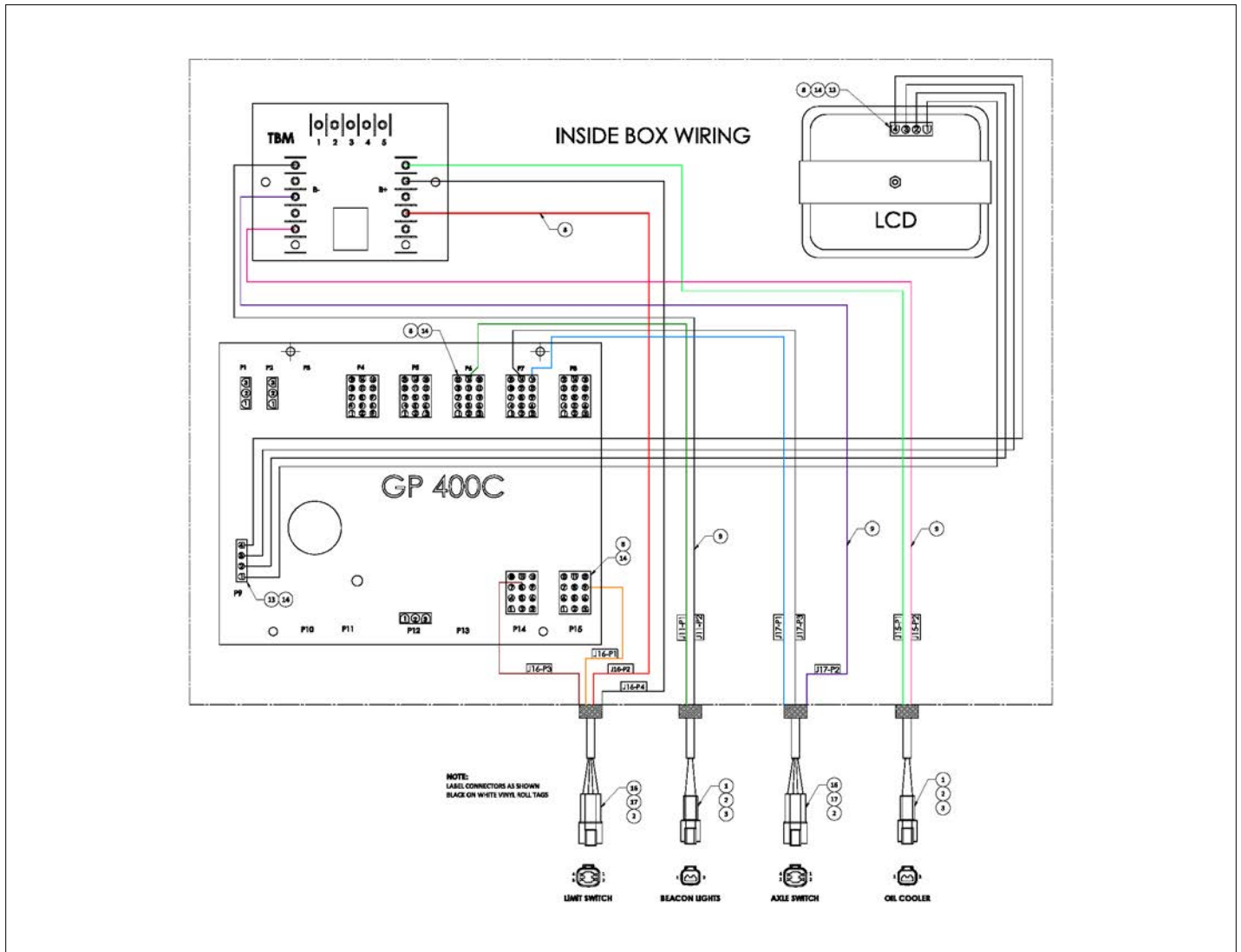


アイテム	部品番号	名前	数量	UOM
24	056064 006	NUT NYLOCK DIN985 M6 10.0 ZP	2	EA
25	1432473	DECAL 600S LWR CTRL PANEL CUMN	1	EA
26	3069524	LIGHT RED LED 12V	1	EA
27	1431983	WINDOW, CLEAR PLEXIGLASS	1	EA
28	3028886	ASY KEY SW 3 POS CPTV2XNO	1	EA
29	1432196	SHELL, LOWER CONTROL BOX CMNS	1	EA
30	1432197	BRKT LCD SCREEN CUMMINS	1	EA
Not Shown	PAGES 4 6	PAGES 4 6		EA
1	3028879	CNCTR 2WAY PLUG GREY DT04 2P	2	EA
2	3040341	PIN CONTACT SIZE 16 16/18 GA	46	EA
3	3049808	LOCK WEDGE 2 PIN DEUTSCH RECEP	2	EA
4	3040650	SOCKET CONTACT 12 DEUTSCH DEU	3	EA
Not Shown	3011201	WIRE 12GA RED SINGLE CONDUCTOR	A/R	EA
Not Shown	3011251	WIRE 12GA SINGLE CONDUCTOR BLK	A/R	EA
Not Shown	3040700	LOCK WEDGE 8 PIN REC	1	EA
8	3011641	WIRE 16GA SINGLE CONDUCTOR WHT	A/R	EA
9	3011601	WIRE 16GA SINGLE CONDUCTOR BLK	A/R	EA
10	3220199	CONNECTOR AMP 3 PIN	3	EA
11	3220181	CONN AMP 2PIN P/N:1 480698 0	5	EA
Not Shown	3220024	CONNECTOR AMP 12 PIN 1 480 708	2	EA
13	3220142	CONNECTOR AMP 15 PIN PLUG	5	EA

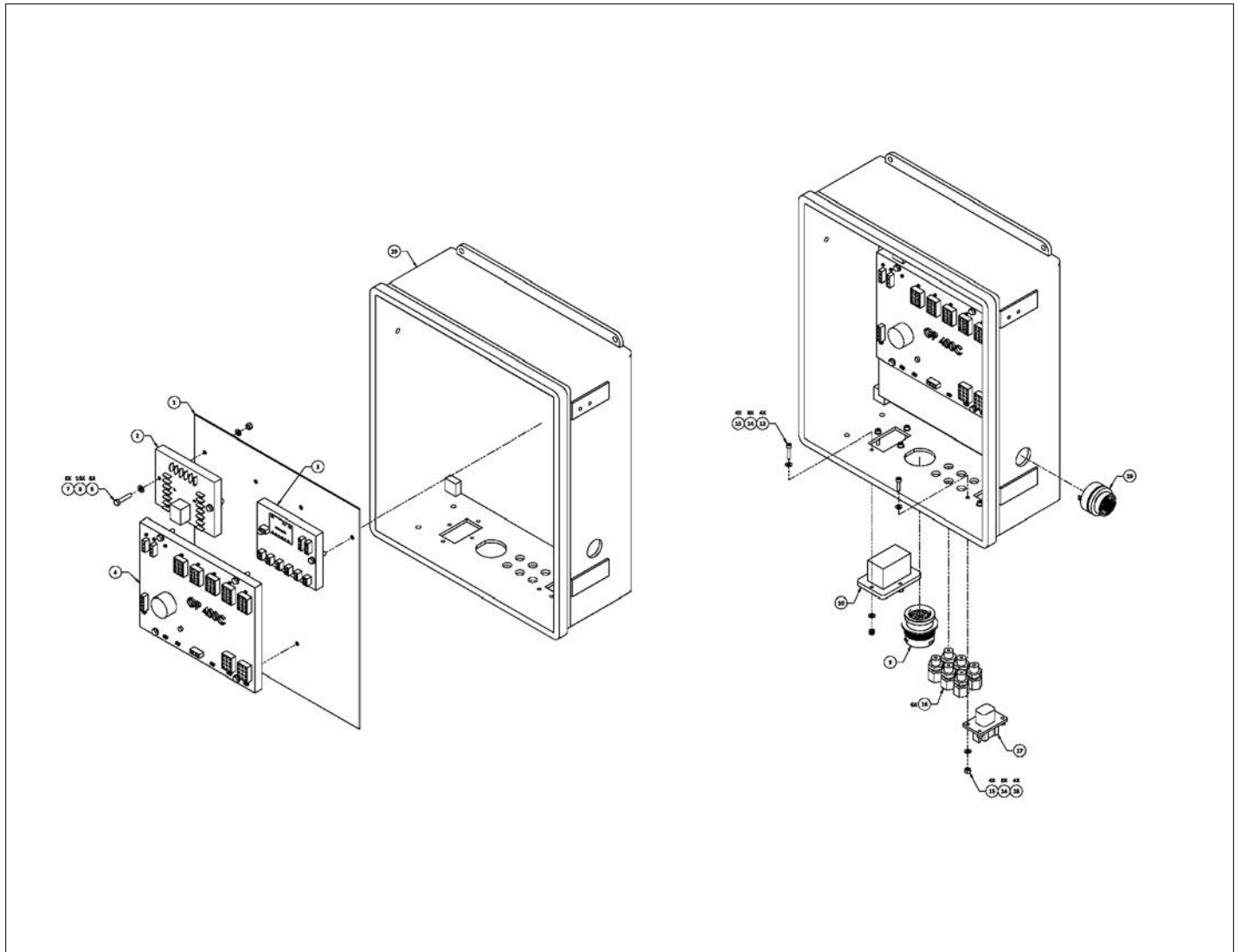
アイテム	部品番号	名前	数量	UOM
14	3049986	AMP SOCKET CONTACT	73	EA
Not Shown	3220163	CONNECTOR AMP 4 PIN 1 480702 0	2	EA
16	3028875	CNCTR 4WAY PLUG GREY DT04 4P	2	EA
17	3028884	LOCK WEDGE 4 PIN DEUTSCH W4 P	2	EA
18	3014785	WIRE 10GA SINGLE COND RED	1	EA
19	3014786	WIRE 10GA SINGLE COND BLACK	1	EA



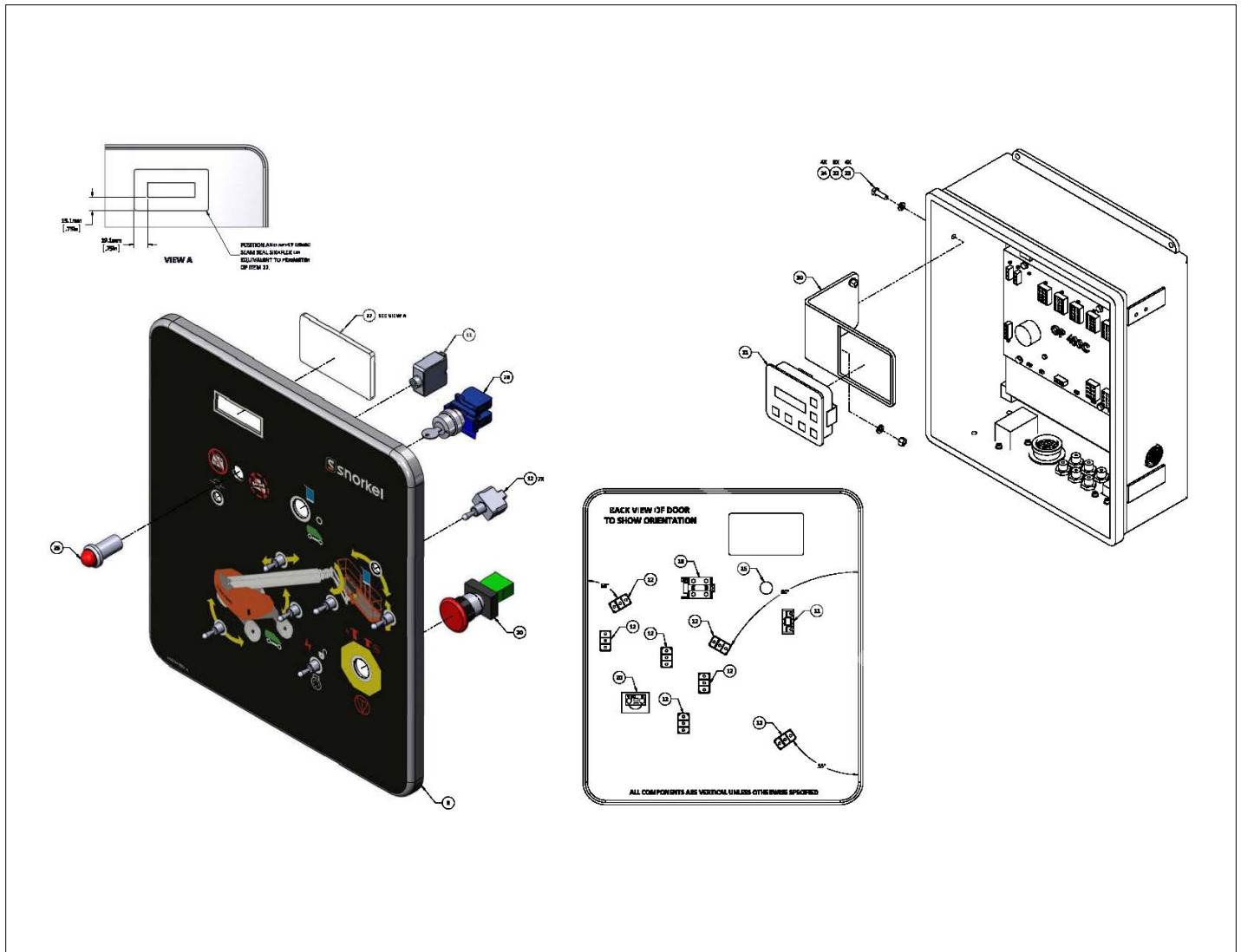




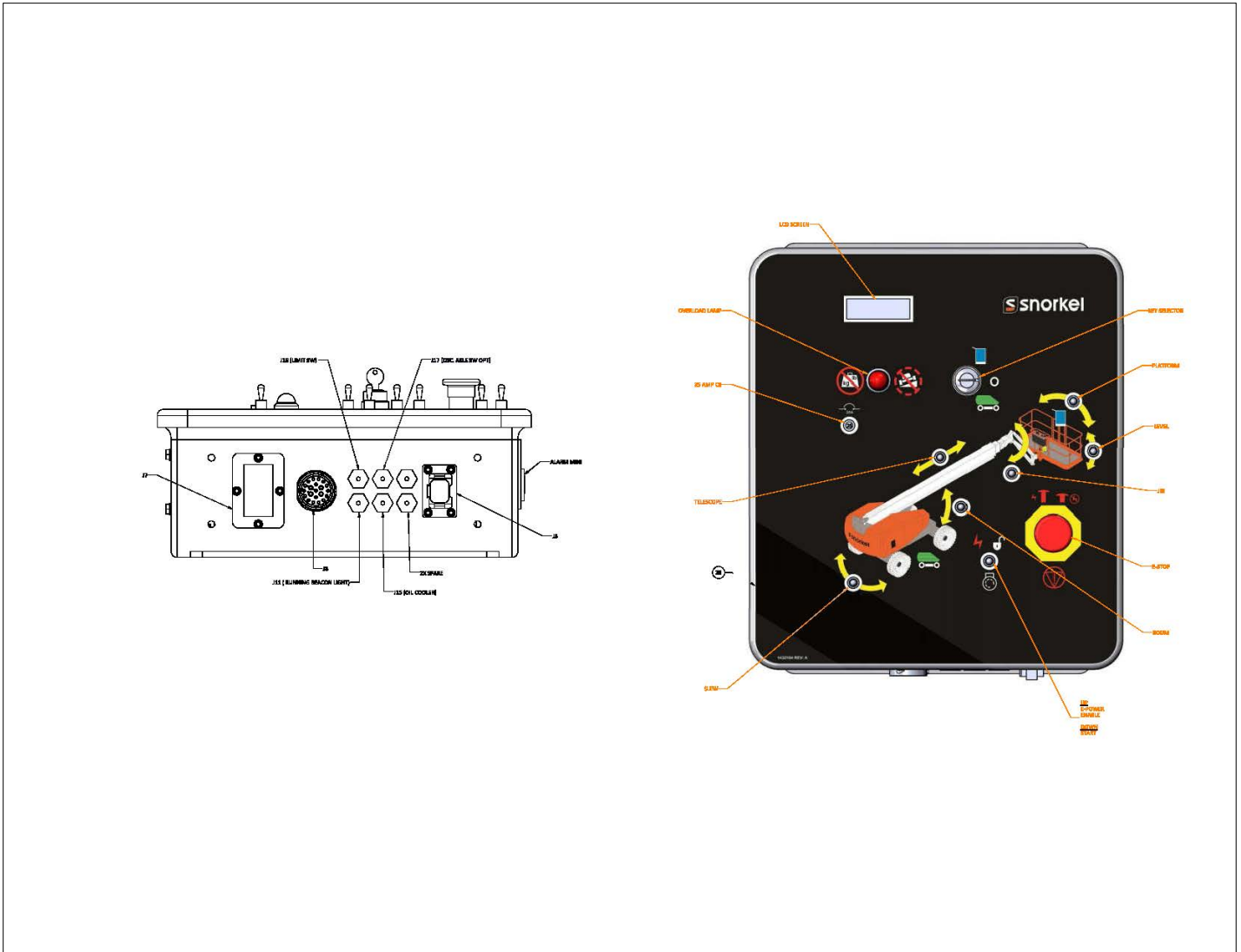
ELECTRICAL



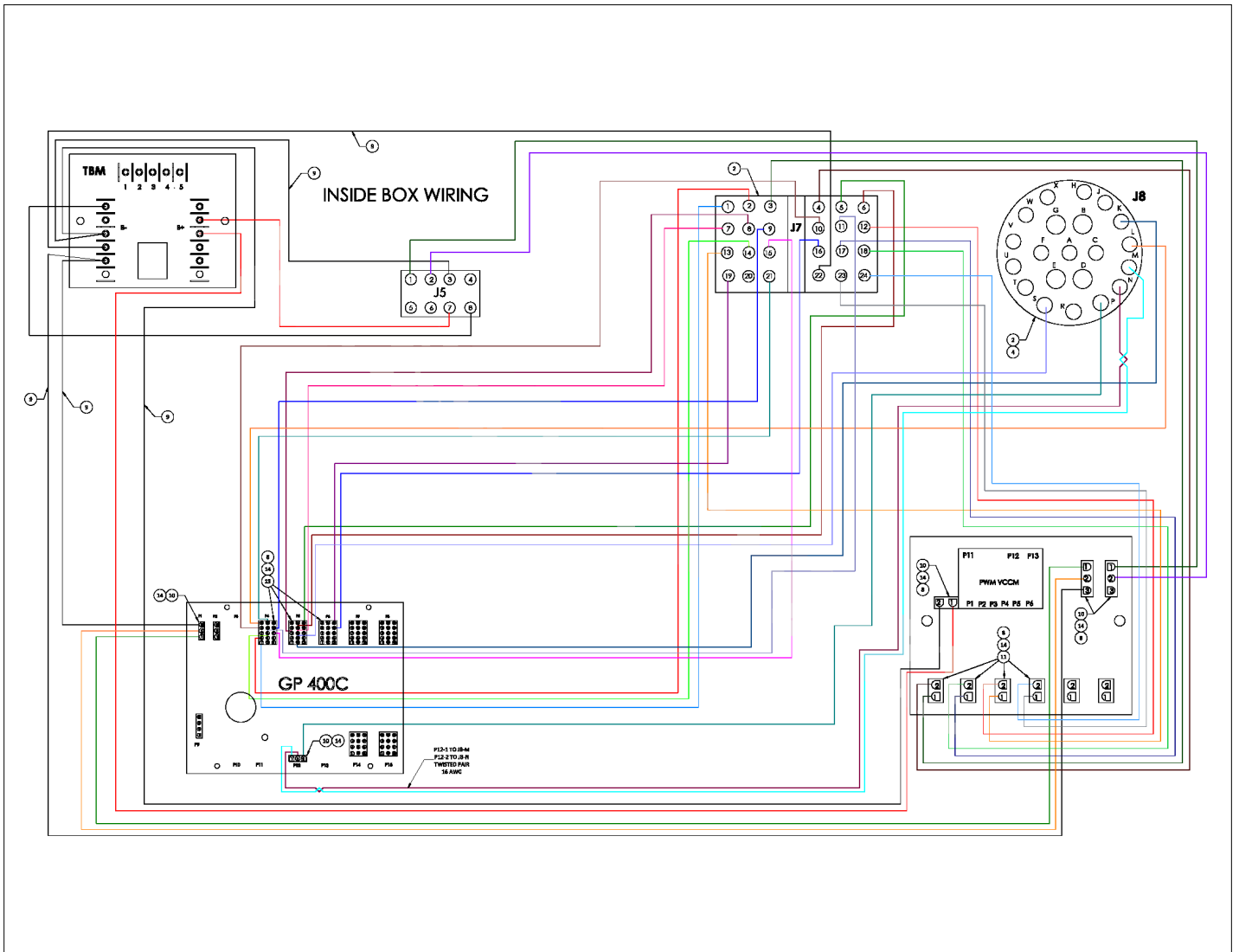
アイテム	部品番号	名前	数量	UOM
	1432094 B	LOWER CONTROL BOX CUMMINS 660SJ		EA
1	1430787	BACKING PLATE	1	EA
2	3030181	Trionics TBM	1	EA
3	3030174	VALVE CURRENT CONTROL MODULE	1	EA
4	512941 000	GP400C	1	EA
5	056057 025	Bolt, HexBolt DIN931 M5 x 25mm	8	EA
6	056069 005	Washer SteelFlatWasher DIN125A	16	EA
7	056064 005	Nut, NylockNut DIN985 M5 10.0	8	EA
8	1432105	LID LOWER CONTROL	1	EA
9	100338 001	RECPT. DEUTSCH	1	EA
10	015790 011	DEUTSCH 24PIN CONN DRC 12 24PA	1	EA
11	3040069	CIRCUIT BREAKER 25AMP	1	EA
12	3020016	Switch, Toggle Honeywell INTI 7	7	EA
13	058500 020	Bolt, SktCapScrew DIN912 M4 x	4	EA
14	056069 004	Wshr, SteelFlatWshr M4 DIN125	16	EA
15	056066 004	NUT NYLOCK DIN985 M4 8.0 ZP	8	EA
16	029925 000	CONNECTOR CABLE HEYC (Not illustrated)	6	EA
17	3049971	DEUTSCH 8 PIN BLKHD RCPT CONN	1	EA
18	510563 016	Bolt, SktCapScrew DIN912 M4 x	4	EA
19	3040411	Alarm Buzzer	1	EA
20	3028810	PUSH/PULL EMERGENCY STOP	1	EA
21	3087803	EZCal Panel Trionics	1	EA
22	056069 006	WSHR STEELFLATWSHE M6 DIN125A	4	EA
23	056058 020	Bolt, HexBolt DIN931 M6 x 20mm	2	EA

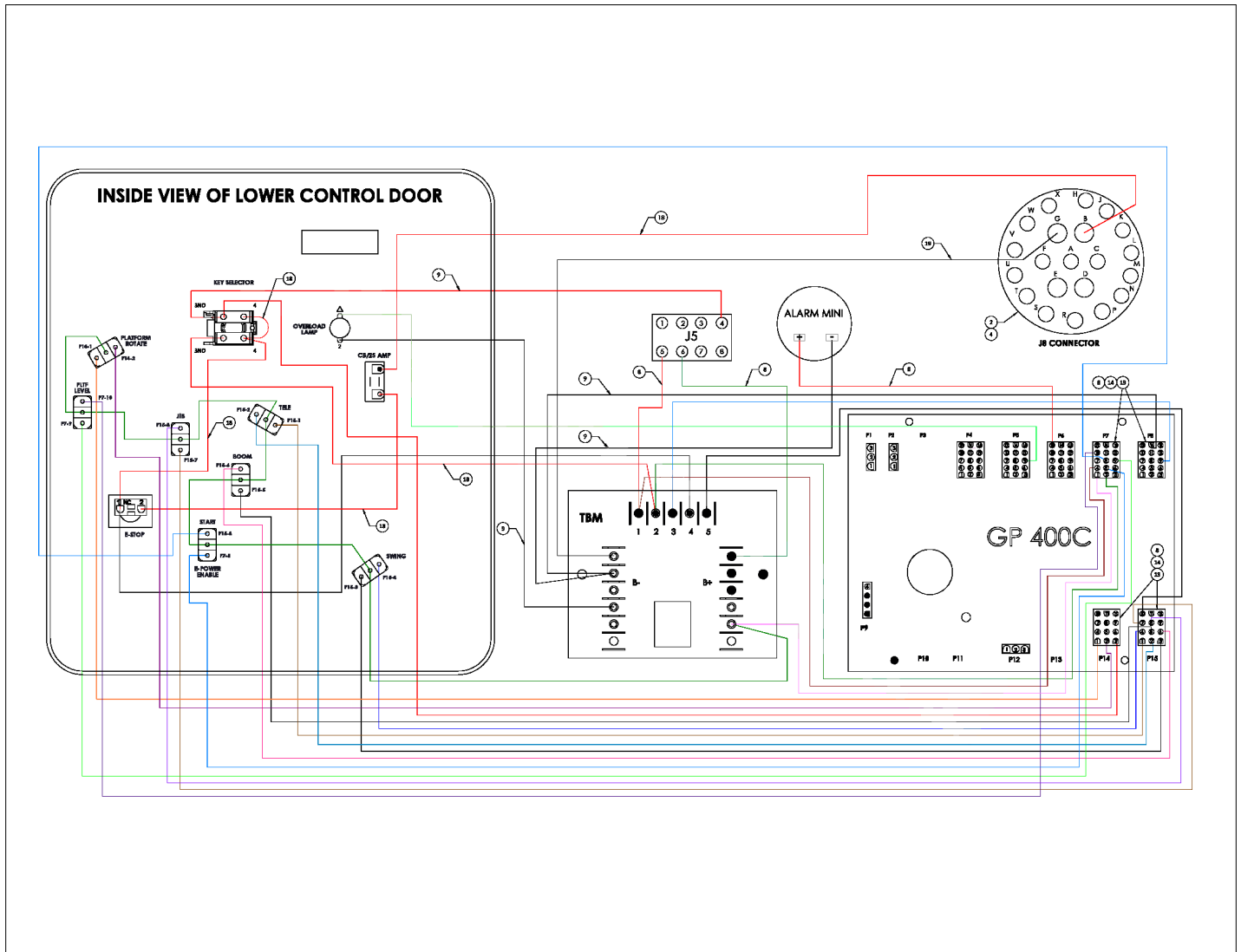


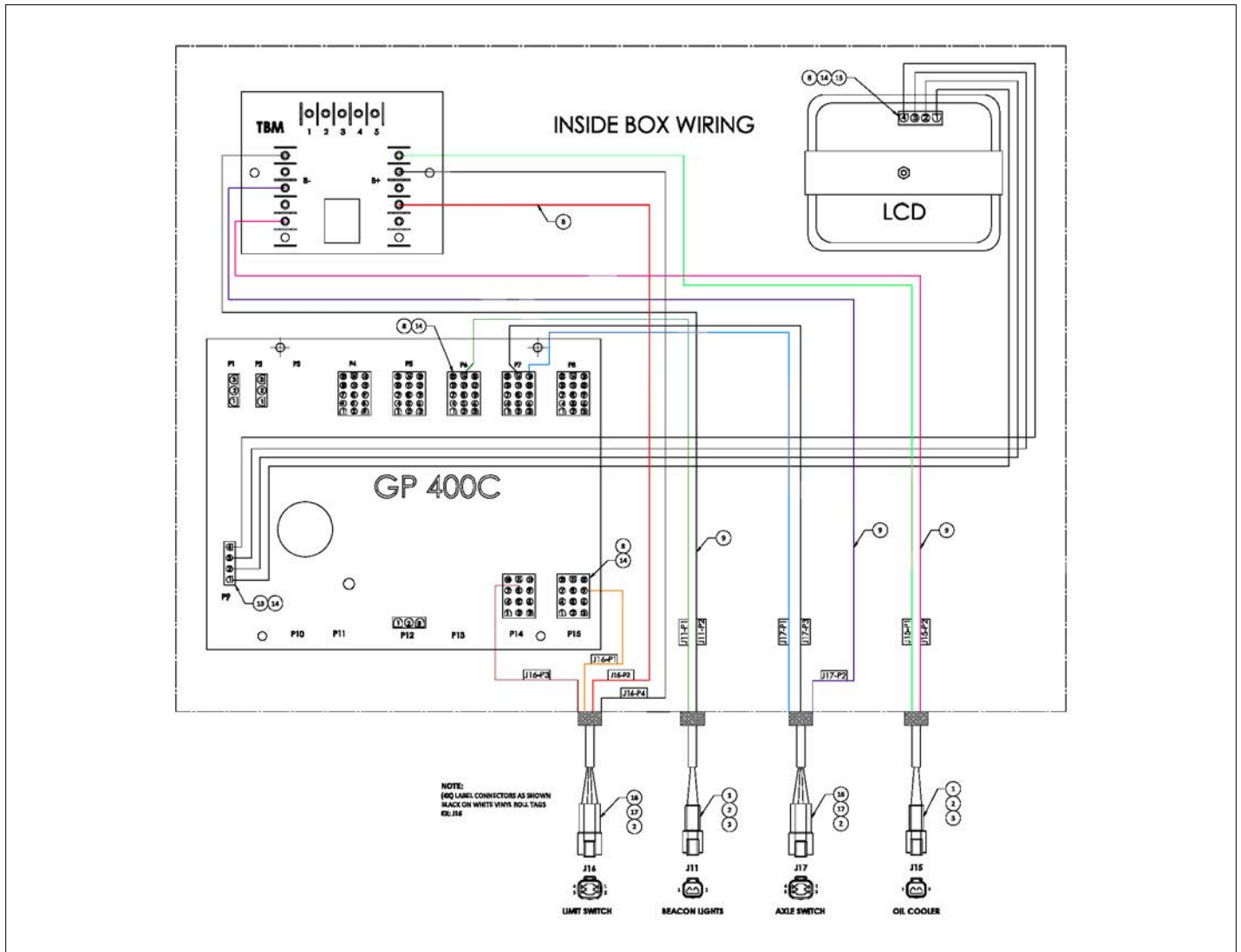
アイテム	部品番号	名前	数量	UOM
24	056064 006	NUT NYLOCK DIN985 M6 10.0 ZP	2	EA
25	1432184	DECAL LOWER CONTROL PANEL CUMMINS	1	EA
26	3069524	LIGHT RED LED 12V	1	EA
27	1431983	WINDOW, CLEAR PLEXIGLASS	1	EA
28	3028886	ASY KEY SW 3 POS CPTV2XNO	1	EA
29	1432196	SHELL, LOWER CONTROL BOX CMNS	1	EA
30	1432197	BRKT LCD SCREEN CUMMINS	1	EA
Not Shown	PAGES 4 6	PAGES 4 6		EA
1	3028879	CNCTR 2WAY PLUG GREY DT04 2P	2	EA
2	3040341	PIN CONTACT SIZE 16 16/18 GA	46	EA
3	3049808	LOCK WEDGE 2 PIN DEUTSCH RECEP	2	EA
4	3040650	SOCKET CONTACT 12 DEUTSCH DEU	3	EA
Not Shown	3011201	WIRE 12GA RED SINGLE CONDUCTOR	A/R	EA
Not Shown	3011251	WIRE 12GA SINGLE CONDUCTOR BLK	A/R	EA
Not Shown	3040700	LOCK WEDGE 8 PIN REC	1	EA
8	3011641	WIRE 16GA SINGLE CONDUCTOR WHT	A/R	EA
9	3011601	WIRE 16GA SINGLE CONDUCTOR BLK	A/R	EA
10	3220199	CONNECTOR AMP 3 PIN	3	EA
11	3220181	CONN AMP 2PIN P/N:1 480698 0	5	EA
Not Shown	3220024	CONNECTOR AMP 12 PIN 1 480 708	2	EA
13	3220142	CONNECTOR AMP 15 PIN PLUG	5	EA



アイテム	部品番号	名前	数量	UOM
14	3049986	AMP SOCKET CONTACT	73	EA
Not Shown	3220163	CONNECTOR AMP 4 PIN 1 480702 0	2	EA
16	3028875	CNCTR 4WAY PLUG GREY DT04 4P	2	EA
17	3028884	LOCK WEDGE 4 PIN DEUTSCH W4 P	2	EA
18	3014785	WIRE 10GA SINGLE COND RED	A/R	EA
19	3014786	WIRE 10GA SINGLE COND BLACK	A/R	EA

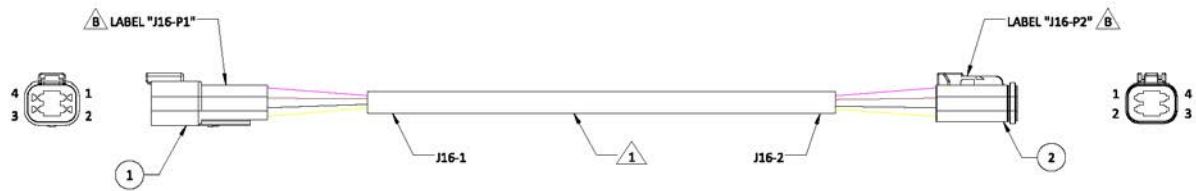






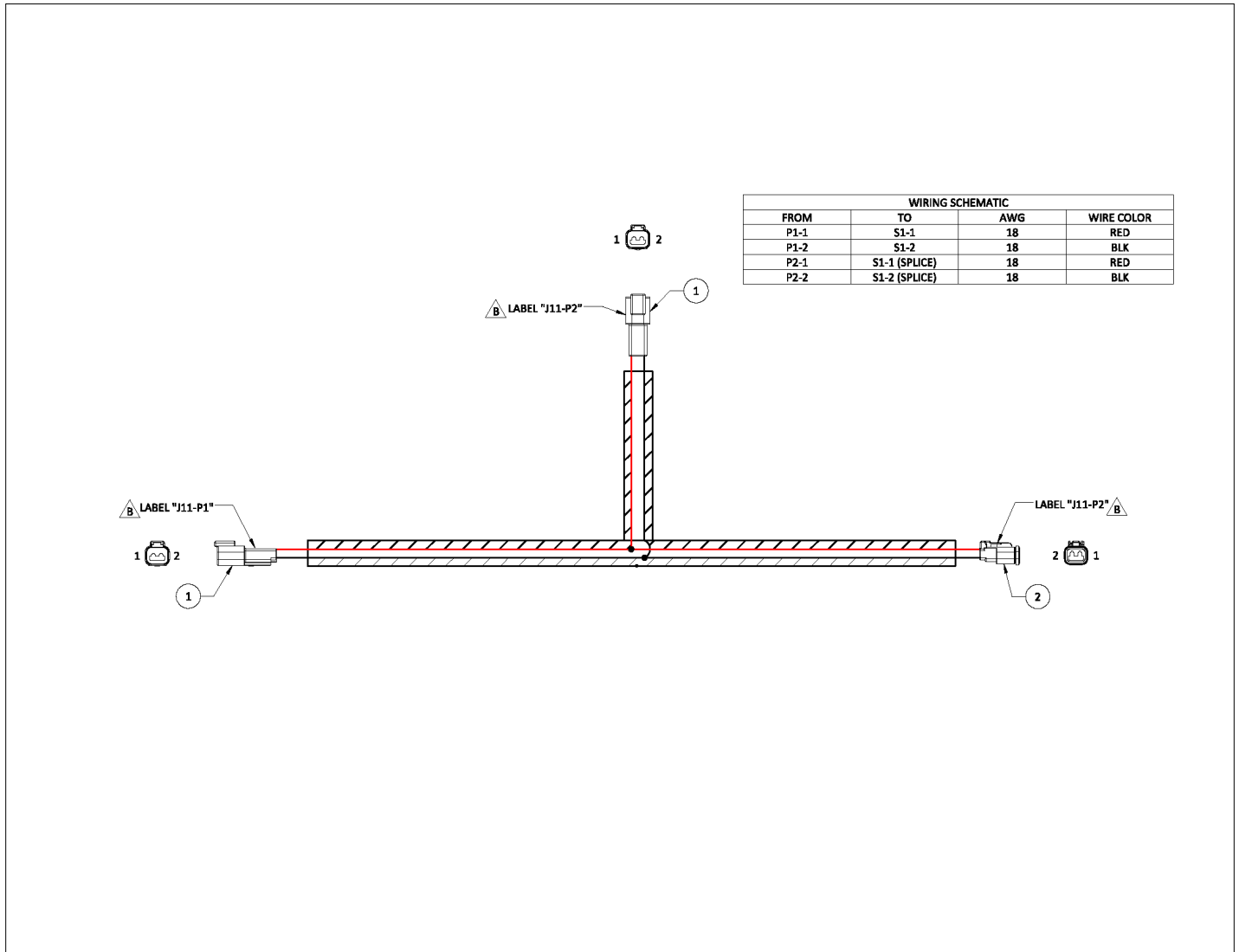
ELECTRICAL

WIRING SCHEMATIC				
FROM	TO	DESIGNATION	AWG	WIRE COLOR
P1-1	P2-1	NO	16	PINK
P1-2	P2-2	B+	16	BROWN
P1-3	P2-3	NC	16	WHITE
P1-4	P2-4	B+	16	YELLOW



アイテム	部品番号	名前	数量	UOM
	3014763 B	LOWER CONTROL TO LIMIT SWITCH HARNESS		EA
1	3028875	CNCTR 4WAY PLUG GREY DT04 4P	1	EA
2	3049888	CONNECTOR 4 PIN	1	EA

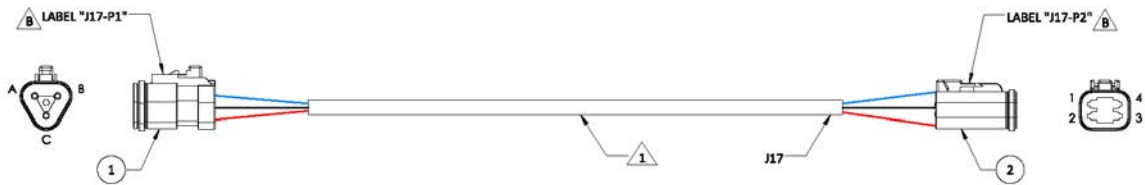
ELECTRICAL



アイテム	部品番号	名前	数量	UOM
	3014781 B	LOWER CONTROL BOX TO AMBER LIGHT HARNESS		EA
1	3028879	CNCTR 2WAY PLUG GREY DT04 2P	2	EA
2	3028878	DEUTSCH	1	EA

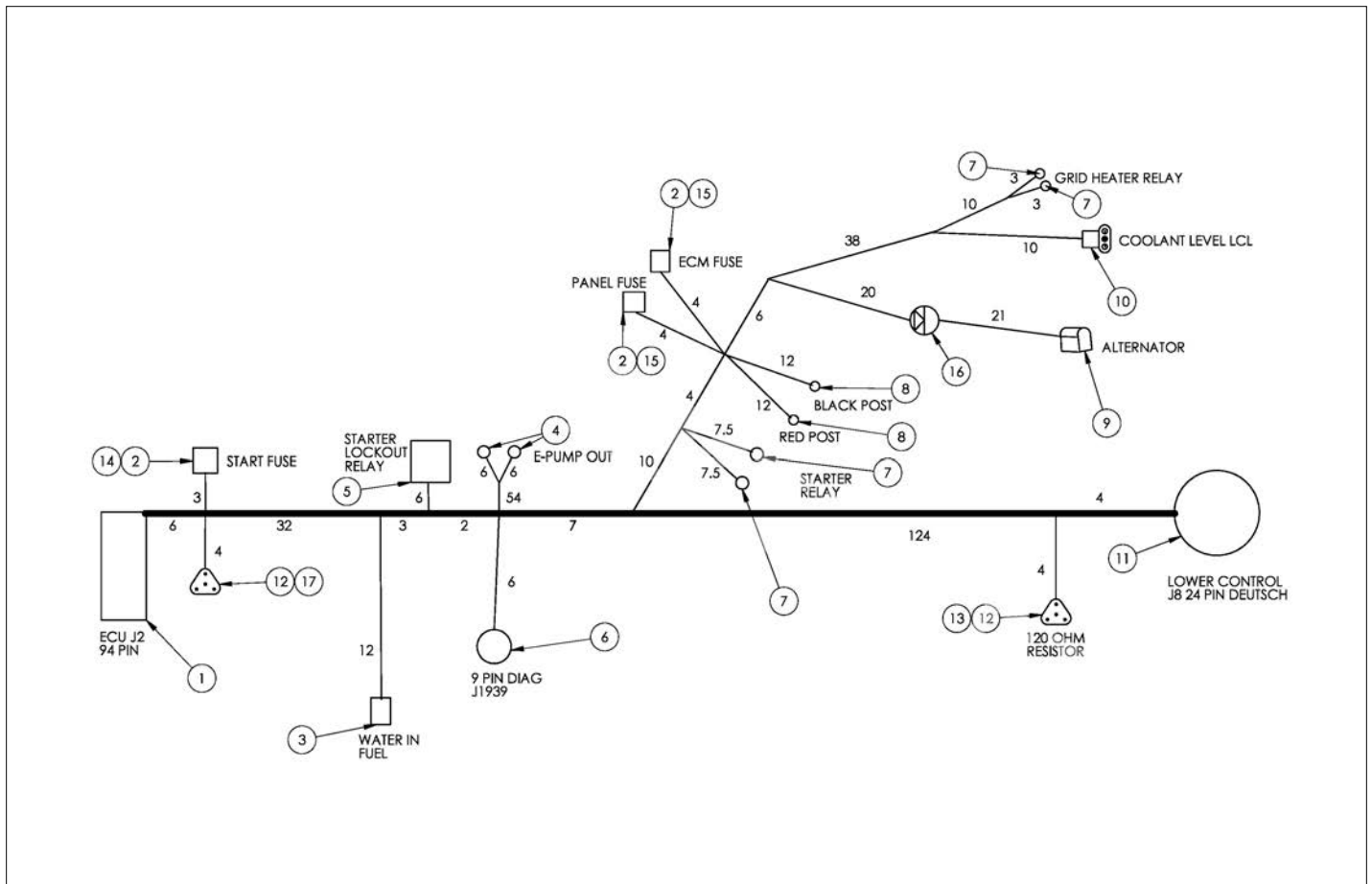
ELECTRICAL

WIRING SCHEMATIC				
FROM	TO	DESIGNATION	AWG	WIRE COLOR
P1-A	P2-1	NO	16	RED
P1-B	P2-2	GROUND	16	BLK
P1-C	P2-3	NC	16	BLU

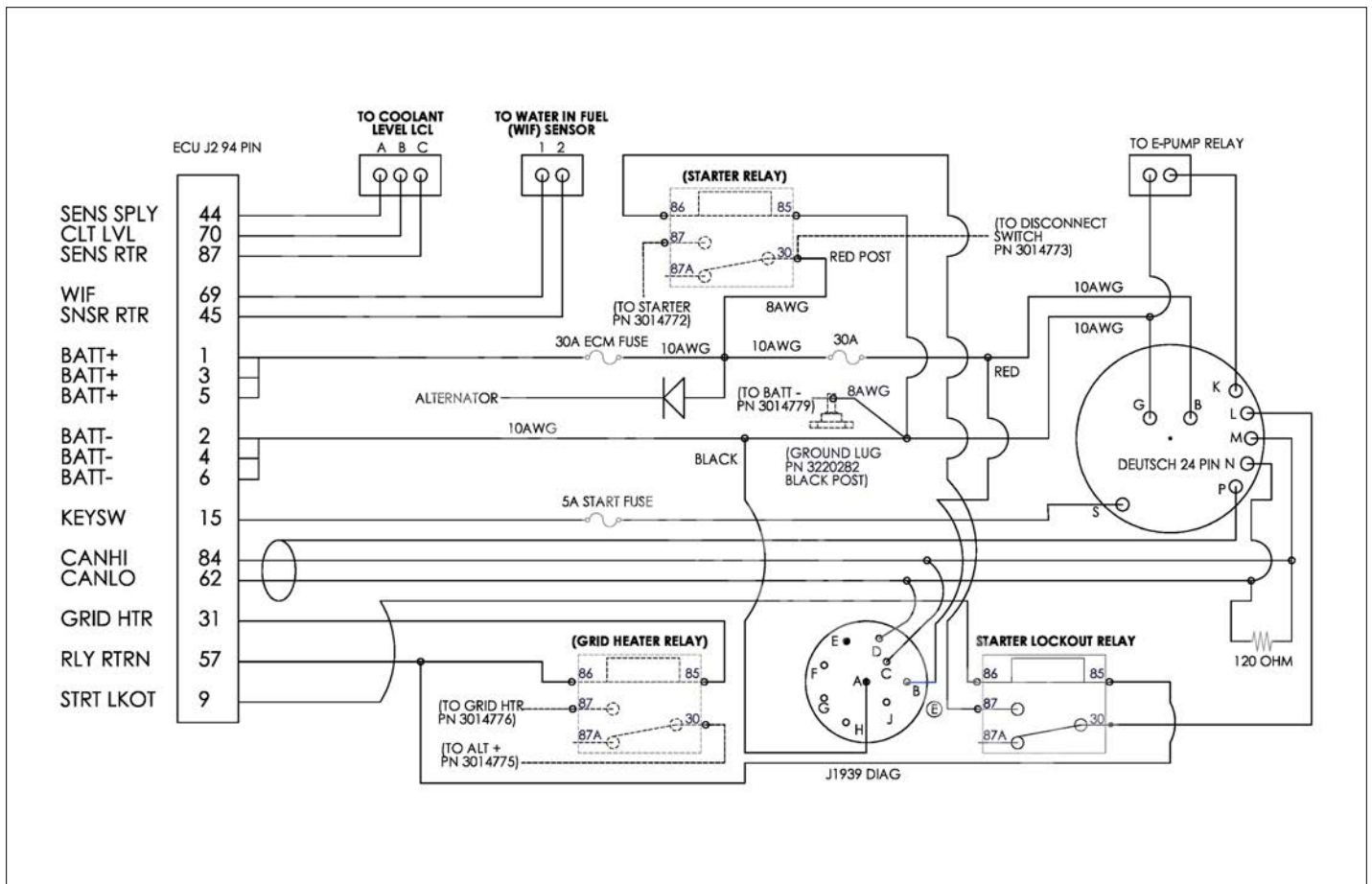


アイテム	部品番号	名前	数量	UOM
	3014762 B	LOWER CONTROL TO PRESSURE SWITCH HARNESS		EA
1	3028872	CONNECTOR, 3 WAY PLUG GREY	1	EA
2	3049888	CONNECTOR 4 PIN	1	EA

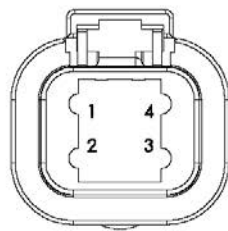
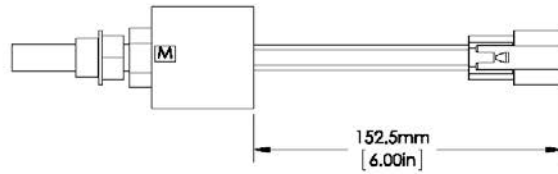
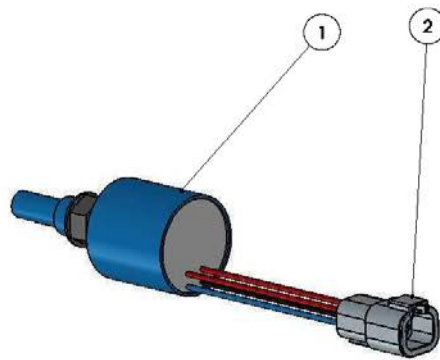
ELECTRICAL



アイテム	部品番号	名前	数量	UOM
	7631063F	CUMMINS ENGINE QSF 2.8L ECU J2 TO J8 HARNESS		EA
1	3220283	ECU 94 PIN TE	1	EA
2	3220288	FUSE HOLDER, DELPHI	3	EA
3	3028878	DEUTSCH	1	EA
4	3044161	TERM R10I 16/14	2	EA
5	3028885	RELAY 12V 20/40A	1	EA
6	3220323	9 PIN DIAG CONNECTOR	1	EA
7	3048853	RING TERM 1/4IN	4	EA
8	3044836	TERM R375I 12/10	2	EA
9	3220285	D CNCTR TE PN	1	EA
10	3220286	3PIN DELPHI PN	1	EA
11	3220287	24 PIN DEUTSCH	1	EA
12	3028871	3 PIN DEUTSCH	2	EA
13	3020289	3 PIN DEUTSCH	1	EA
14	3220290	BLADE FUSE 5A	1	EA
15	3220291	BLADE FUSE 30A	2	EA
16	3220292	DIODE 10A	1	EA
17	3220324	3PIN DUST PLUG TE DTO6 3S C017	1	EA



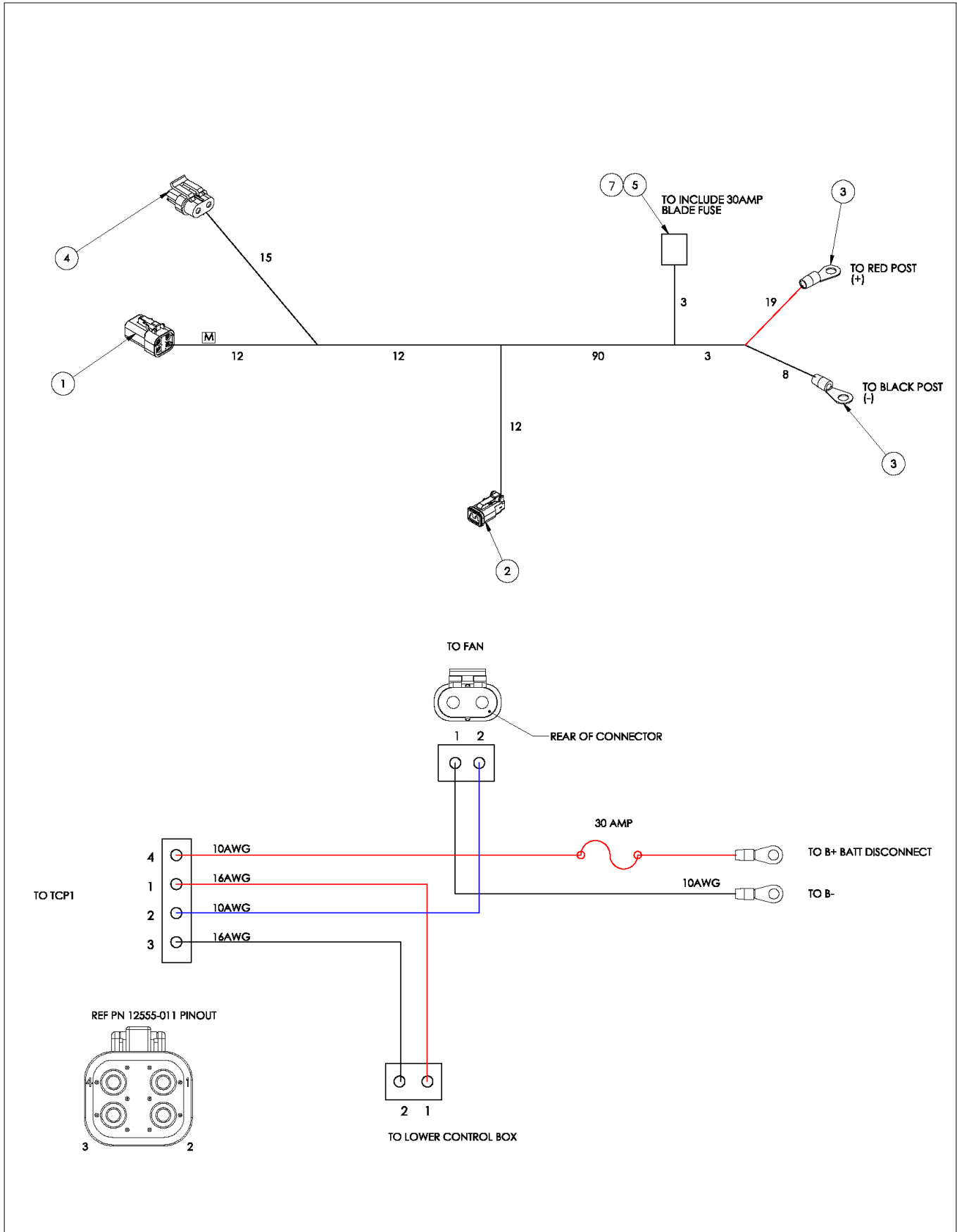
ELECTRICAL



POSITION	WIRE COLOR	WIRE GAUGE
1	RED	18AWG
2	BLU	18AWG
3	BLK	18AWG
4	RED	10AWG

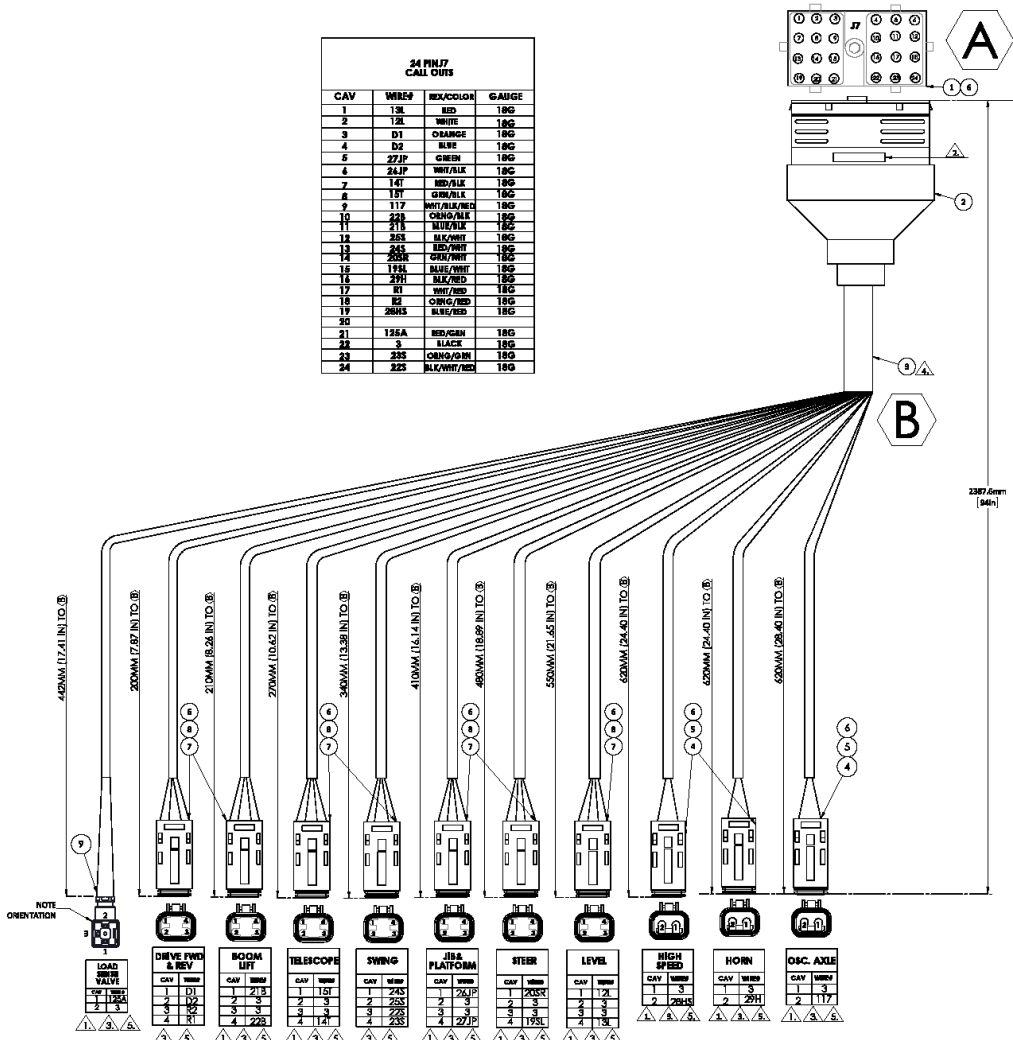
アイテム	部品番号	名前	数量	UOM
	3028892A	TEMPERATURE SWITCH ASSEMBLY		EA
1	3028891	TEMP SW AKG TCP1 FAN CTLR	1	EA
2	12554 008	CONNECTOR DEUTSCH DTP04 4P	1	EA

ELECTRICAL



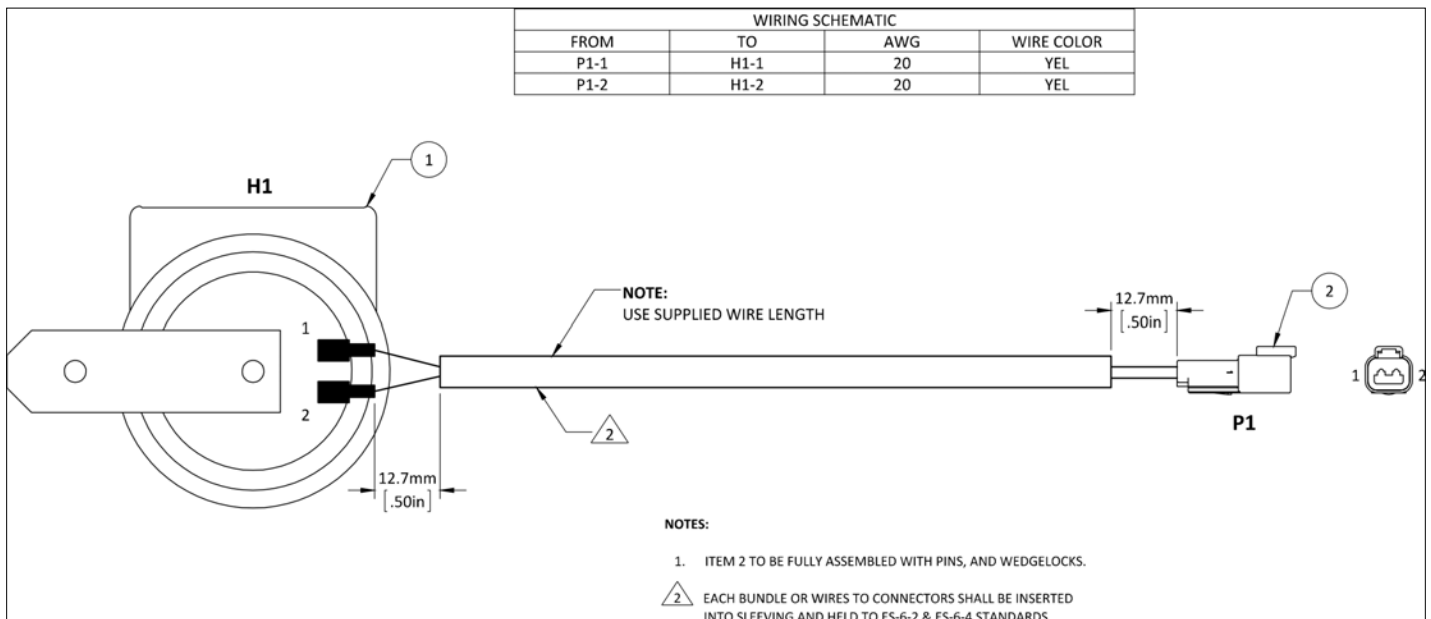
アイテム	部品番号	名前	数量	UOM
	1432178A	COOLER FAN		EA
1	12555 011	DEUTSCH, 4 PIN, MALE PLUG	1	EA
2	12557 009	PLUG	1	EA
3	3048836	RING TERMINAL 10 12 AWG, .375 STUD	2	EA
4	3220351	CONNECTOR, DELPHI	1	EA
5	3220288	FUSE HOLDER, DELPHI	1	EA
7	3220291	BLADE FUSE 30A	1	EA

ELECTRICAL



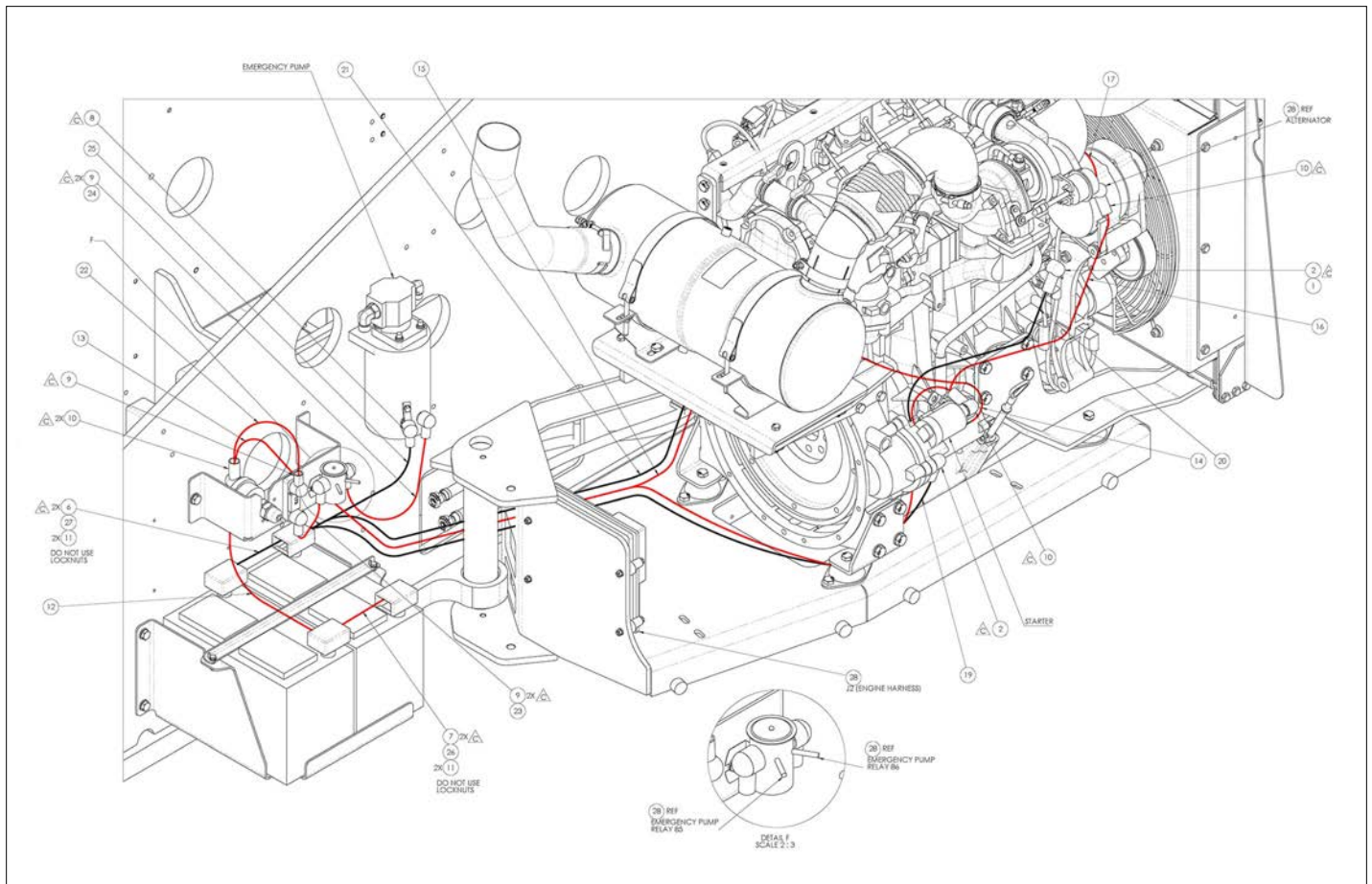
アイテム	部品番号	名前	数量	UOM
	3014796A	MAIN MANIFOLD CUMMINS 660SJ HARNESS		EA
1	015790 012	CONNECTOR, 24 PIN	1	EA
2	015790 013	BOOT BLACK	1	EA
3	3014752	CABLT, 24 COND, 18GA	A/R	EA
4	3049803	CONNECTOR 2 PIN DEUTSCH PLUG	3	EA
5	3049807	LOCK WEDGE 2 PIN DEUTSCH PLUG	3	EA
6	3040342	SOCKET CONTACT SIZE 16 16/18GA	57	EA
7	3049888	CONNECTOR 4 PIN	7	EA
8	3049890	LOCK WEDGE 4 PIN	7	EA
9	3028882	VALVE CONNECTOR, 4 POS., TYPE A DIN 43650	1	EA

ELECTRICAL

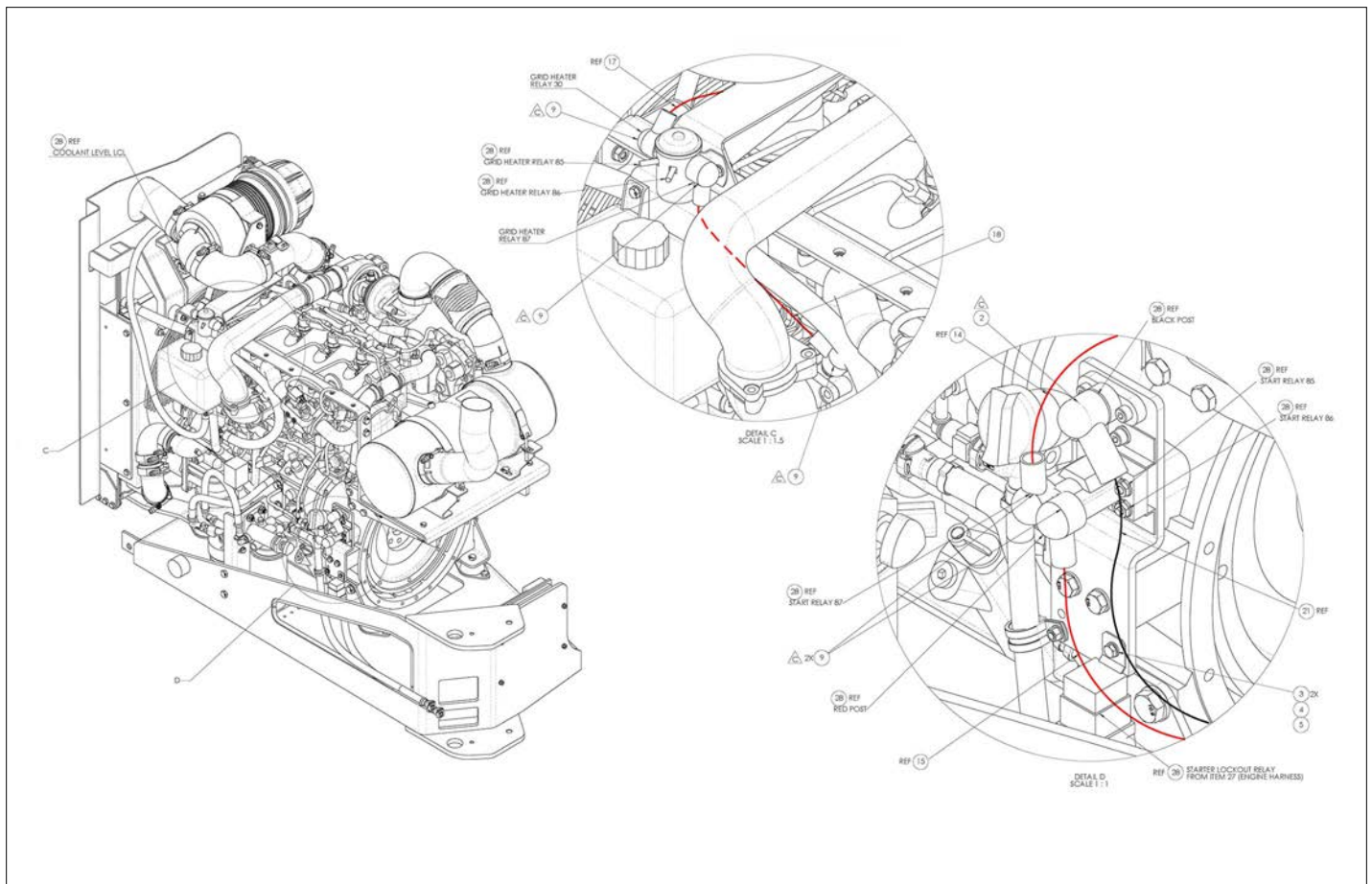


アイテム	部品番号	名前	数量	UOM
	3014787 A	HORN ASSEMBLY		EA
1	3028879	CNCTR 2WAY PLUG GREY DT04 2P	1	EA
2	3040127	HORN 12VDC	1	EA

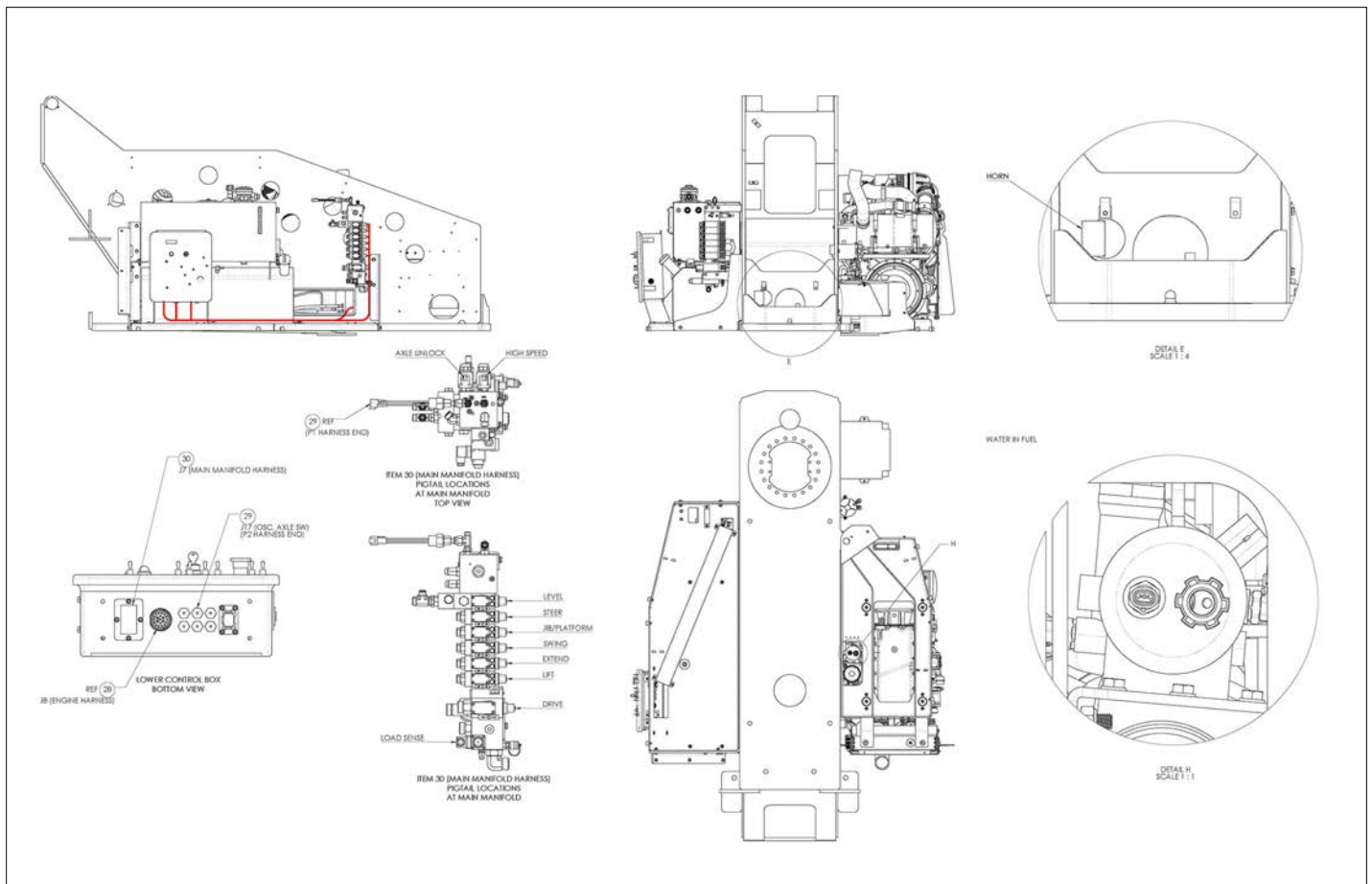
ELECTRICAL



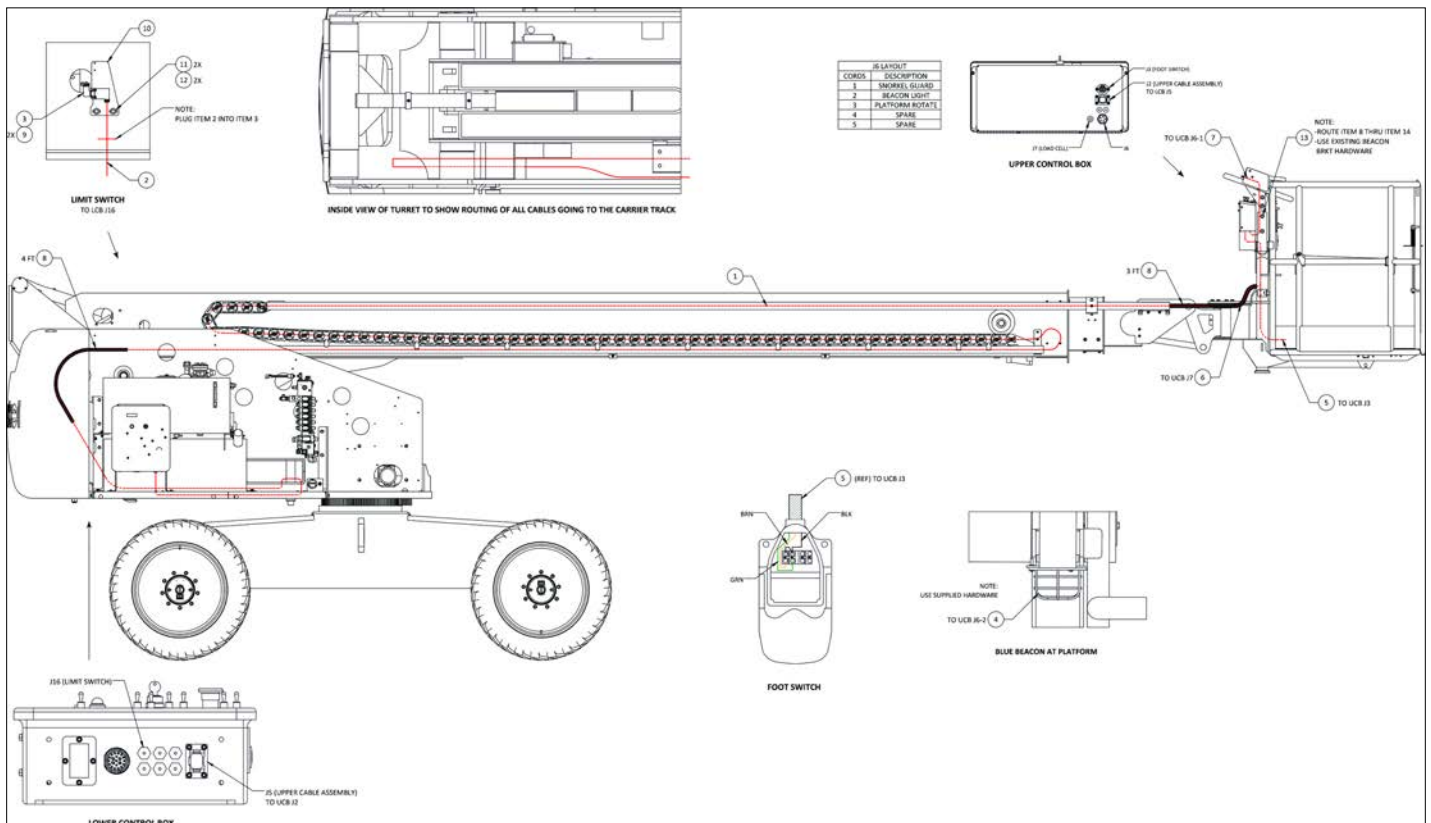
アイテム	部品番号	名前	数量	UOM
	1432209	TURRET ELECTRICAL HARNESS INSTALL		EA
1	056064 008	NUT HEX M8 1.25 GR10.9 SELF LOCKING DIN 985	1	EA
2	3040269	Boot Cable Entry Black 1/0 GA	3	EA
3	056069 005	Washer SteelFlatWasher DIN125A	2	EA
4	056064 005	Nut, NylockNut DIN985 M5 10.0	1	EA
5	5563804	BOLT HXHD M5X.8X16 YLZN GR10.9	1	EA
6	09 0706 B	RUBBER BOOT (BLACK)	2	EA
7	09 0706 R	RUBBER BOOT (RED)	2	EA
8	3220322	BOOT EYELET TERM 4 1 AWG BLACK	1	EA
9	3220325	BOOT EYELET TERM 4 1 AWG RED	10	EA
10	3220328	BOOT INSTALLATION TERM 3/0 AWG RED	4	EA
11	984089	NUT HEX .313 18	4	EA
12	3014770	CABLE BATTERY TO DISCONNECT SWITCH	1	EA
13	3014771	CABLE DISCONNECT SWITCH TO STARTER	1	EA
14	3014772	CABLE START RELAY TO STARTER	1	EA
15	3014773	CABLE START RELAY TO DISCONNECT SWITCH	1	EA
16	3014774	CABLE STARTER TO ALTERNATOR WITH 250A FUSE	1	EA
17	3014775	CABLE ALTERNATOR TO GRID HEATER RELAY	1	EA
18	3014776	CABLE GRID HEATER RELAY TO GRID HEATER	1	EA
19	3014777	CABLE BATTERY TO STARTER	1	EA
20	3014778	CABLE STARTER GROUND TO ALTERNATOR GROUND	1	EA



アイテム	部品番号	名前	数量	UOM
21	3014779	CABLE GROUND POST TO BATTERY	1	EA
22	3014798	CABLE BATTERY DISCONNECT SWITCH TO FUSE	1	EA
23	3014799	CABLE FUSE TO EMERGENCY POWER RELAY	1	EA
24	3014800	CABLE EMERGENCY POWER RELAY TO EMERGENCY PWR UNIT	1	EA
25	3014801	CABLE EMERGENCY POWER UNIT TO BATTERY	1	EA
26	3014802	WIRE 2/0 R375 R375 9 RED	1	EA
27	3014803	WIRE 2/0 R375 R375 9 BLK	1	EA
28	7631063	HARNESS ENG QSF2.8L ECUJ2 TO J8	1	EA
29	3014762	HARNESS, LWR CTL TO PRS SW	1	EA
30	3014796	HARNESS MAIN MANIFOLD 660SJ CMNS	1	EA

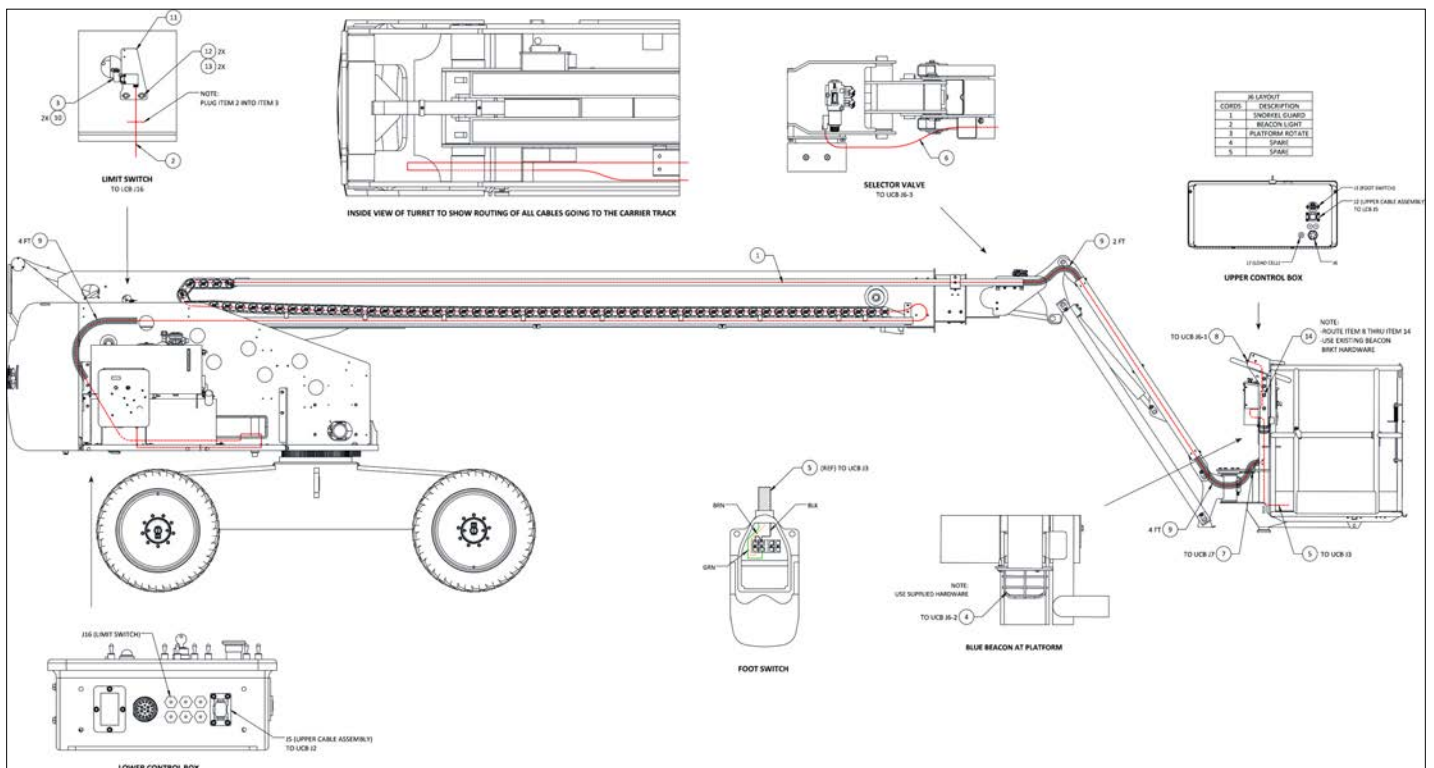


ELECTRICAL



アイテム	部品番号	名前	数量	UOM
	1432457A	BOOM ELECTRICAL 600S INSTALL		EA
1	3014804	UPPER CABLE ASSY 600S	1	EA
2	3014763	HARNESS, LWR CTL TO LMT SW	1	EA
3	3014764	HARNESS, ELEV SWITCH DT06 4S	1	EA
4	3014765	HARNESS, BEACON LIGHT BLU	1	EA
5	511633 000	FOOT SWITCH HARNESS	1	EA
6	3030179	HARNESS OVERLOAS CABLE	REF	EA
7	3014753	SNORKEL GUARD SENSOR (CABLE, M12 X 2M L)	REF	M
8	12139 999	GUARD HOSE WRAP SL 3.0 1050B	7.0000	EA
9	5563813	SHCS M4X0.7X20 G8.8 BLK OXIDE	2	EA
10	1431527	PLT DUAL SWITCH MNT	1	EA
11	508247 006	WASHER OVERSIZED M6 X 18MM DIN9021 ZP	2	EA
12	512630 012	HHCS M6X1X12 G10.9 ISO 4017	2	EA
13	5563790	CLAMP VIBRATION LOOP 1/4" ID	1	EA

ELECTRICAL

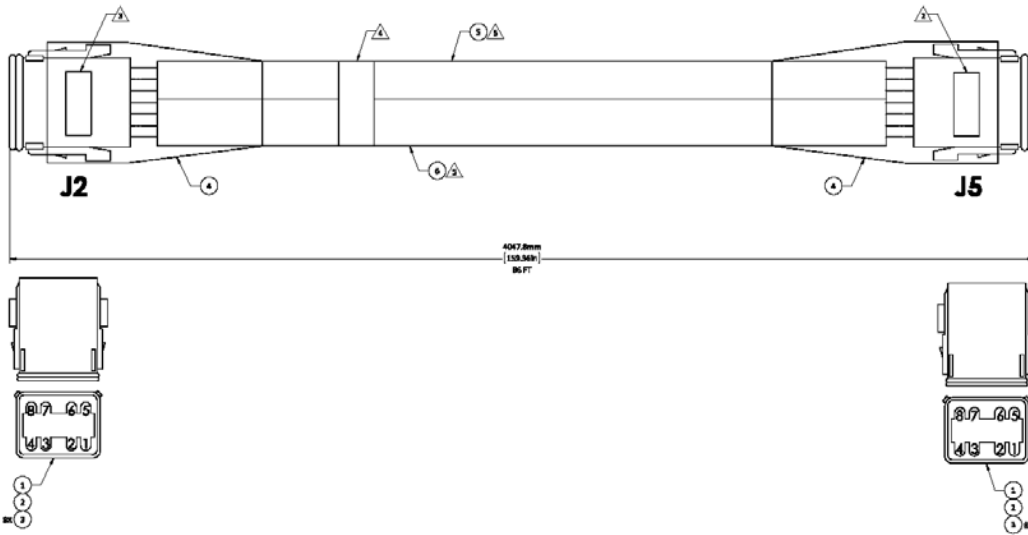


アイテム	部品番号	名前	数量	UOM
	1432205B	BOOM ELECTRICAL 660SJ INSTALL		EA
1	511612 000	UPPER CABLE ASSY	1	EA
2	3014763	HARNESS, LWR CTL TO LMT SW	1	EA
3	3014764	HARNESS, ELEV SWITCH DT06 4S	1	EA
4	3014765	HARNESS, BEACON LIGHT BLU	1	EA
5	511633 000	FOOT SWITCH HARNESS	1	EA
6	511625 000	SELECTOR VALVE HARNESS	1	EA
7	3030179	HARNESS OVERLOAS CABLE	REF	EA
8	3014753	SNORKEL GUARD SENSOR (CABLE, M12 X 2M L)	REF	M
9	12139 999	GUARD HOSE WRAP SL 3.0 1050B	10.0000	EA
10	5563813	SHCS M4X0.7X20 G8.8 BLK OXIDE	2	EA
11	1431527	PLT DUAL SWITCH MNT	1	EA
12	508247 006	WASHER OVERSIZED M6 X 18MM DIN9021 ZP	2	EA
13	512630 012	HHCS M6X1X12 G10.9 ISO 4017	2	EA
14	5563790	CLAMP VIBRATION LOOP 1/4" ID	1	EA

ELECTRICAL

J2			
CAV	WIRE NUMBER	INS/COLOR	AWG
1	1T	WHITE	20
2	2T	BROWN	20
3	3	GRN/YEL	18
4	A5	BLK/B	18
5	A6	BLK/B	18
6	B1	BLK/B	18
7	B1	BLK/B	18
8	3	BLK/B	18

J5			
CAV	WIRE NUMBER	INS/COLOR	AWG
1	1T	WHITE	20
2	2T	BROWN	20
3	3	GRN/YEL	18
4	A5	BLK/B	18
5	A6	BLK/B	18
6	B1	BLK/B	18
7	B1	BLK/B	18
8	3	BLK/B	18

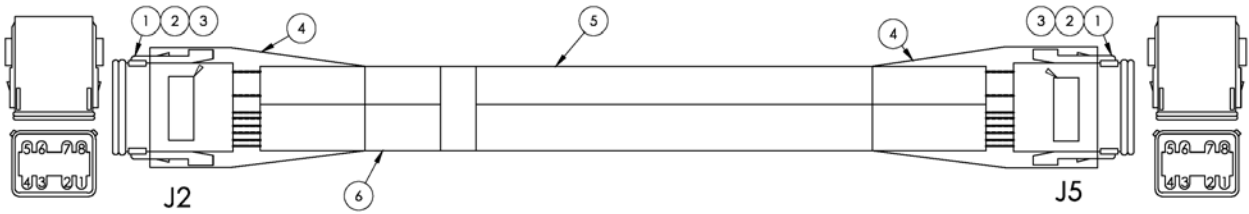


アイテム	部品番号	名前	数量	UOM
Not Shown	3014804 A	UPPER CABLE 600S ASSEMBLY		EA
1	3049829	CONNECTOR 8 PIN PLUG	2	EA
2	3049842	LOCK WEDGE 8 PIN PLUG	2	EA
3	3040342	SOCKET CONTACT SIZE 16 16/18GA	16	EA
4	3090028	BOOT 8 PIN PLUG DT8S BT	2	EA
5	3014736	20 GA 2COND CABLE (27432MM 1080 IN)	A/R	EA
6	3014737	18GA 7 COND CABLE (27432MM 1080 IN)	A/R	EA

ELECTRICAL

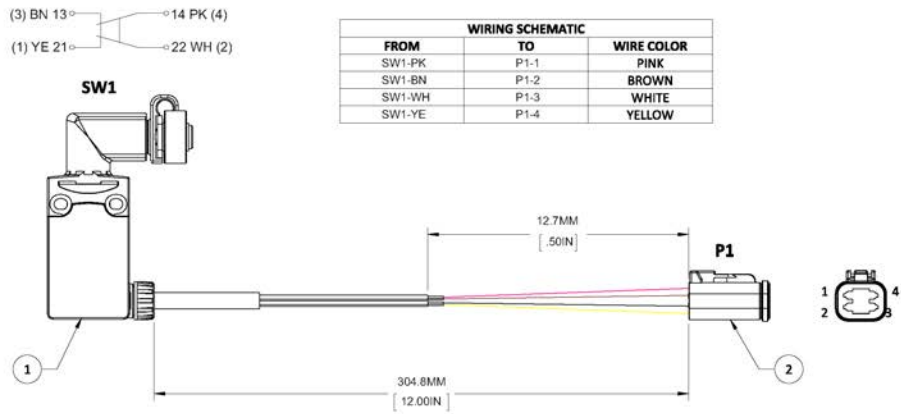
J2			
CAV	WIRE NUMBER	REX/COLOR	AWG
1	1T	WHITE	20
2	2T	BROWN	20
3	3	GRN/YEL	18
4	A5	BLK#1	18
5	A6	BLK#2	18
6	B1	BLK#3	18
7	B1	BLK#4	18
8	3	BLK#5	18

J5			
CAV	WIRE NUMBER	REX/COLOR	AWG
1	1T	WHITE	20
2	2T	BROWN	20
3	3	GRN/YEL	18
4	A5	BLK#1	18
5	A6	BLK#2	18
6	B1	BLK#3	18
7	B1	BLK#4	18
8	3	BLK#5	18



アイテム	部品番号	名前	数量	UOM
	511612 000B	UPPER CABLE 660SJ ASSEMBLY		EA
1	3049829	CONNECTOR 8 PIN PLUG	2	EA
2	3049842	LOCK WEDGE 8 PIN PLUG	2	EA
3	3040342	SOCKET CONTACT SIZE 16 16/18GA	16	EA
4	3090028	BOOT 8 PIN PLUG DT8S BT	2	EA
5	3014736	20 GA 2COND CABLE (27432MM 1080 IN)	A/R	EA
6	3014737	18GA 7 COND CABLE (27432MM 1080 IN)	A/R	EA

ELECTRICAL

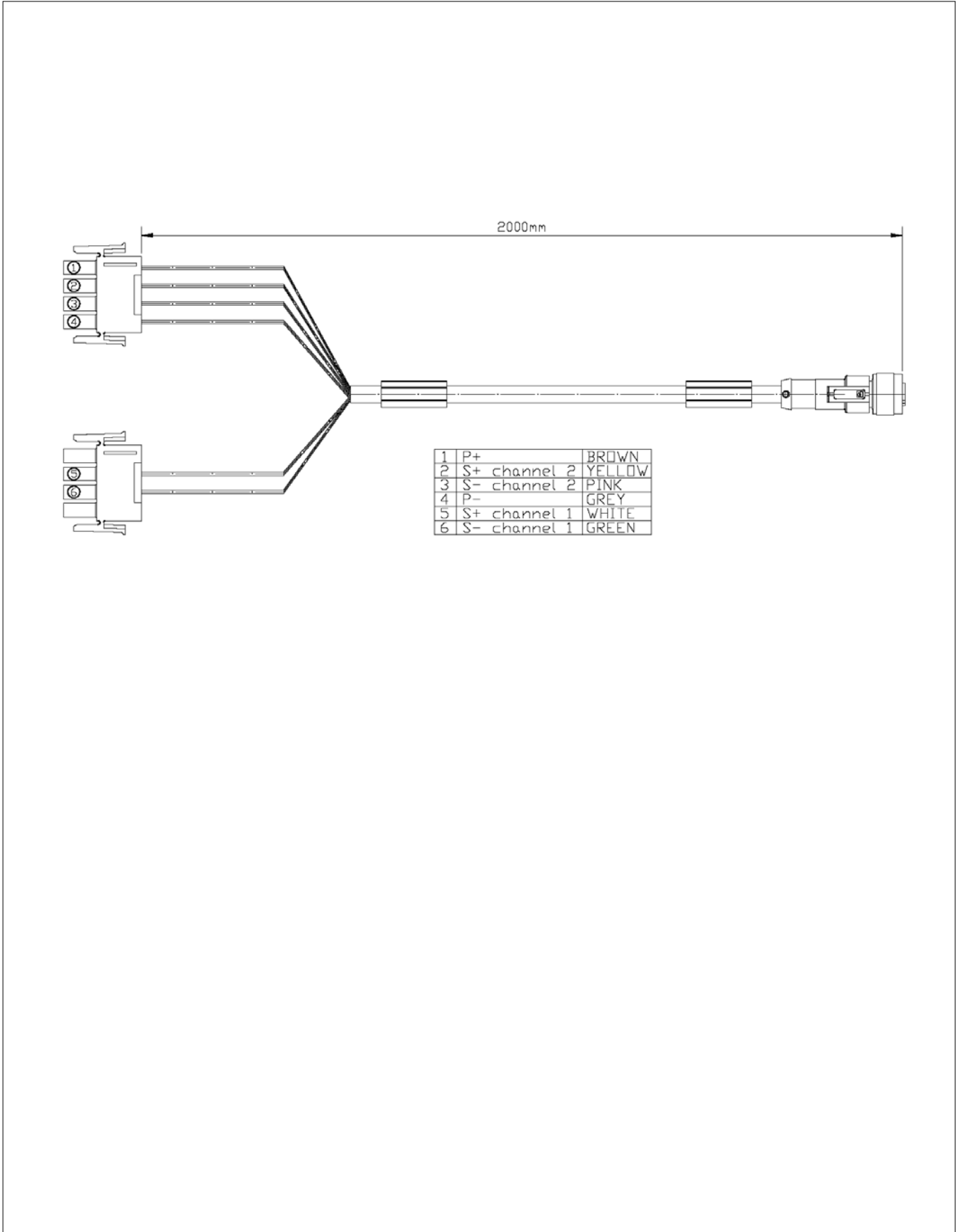


NOTES:

- 1. ITEM 2 TO BE FULLY ASSEMBLED WITH PINS, AND WEDGELOCKS.

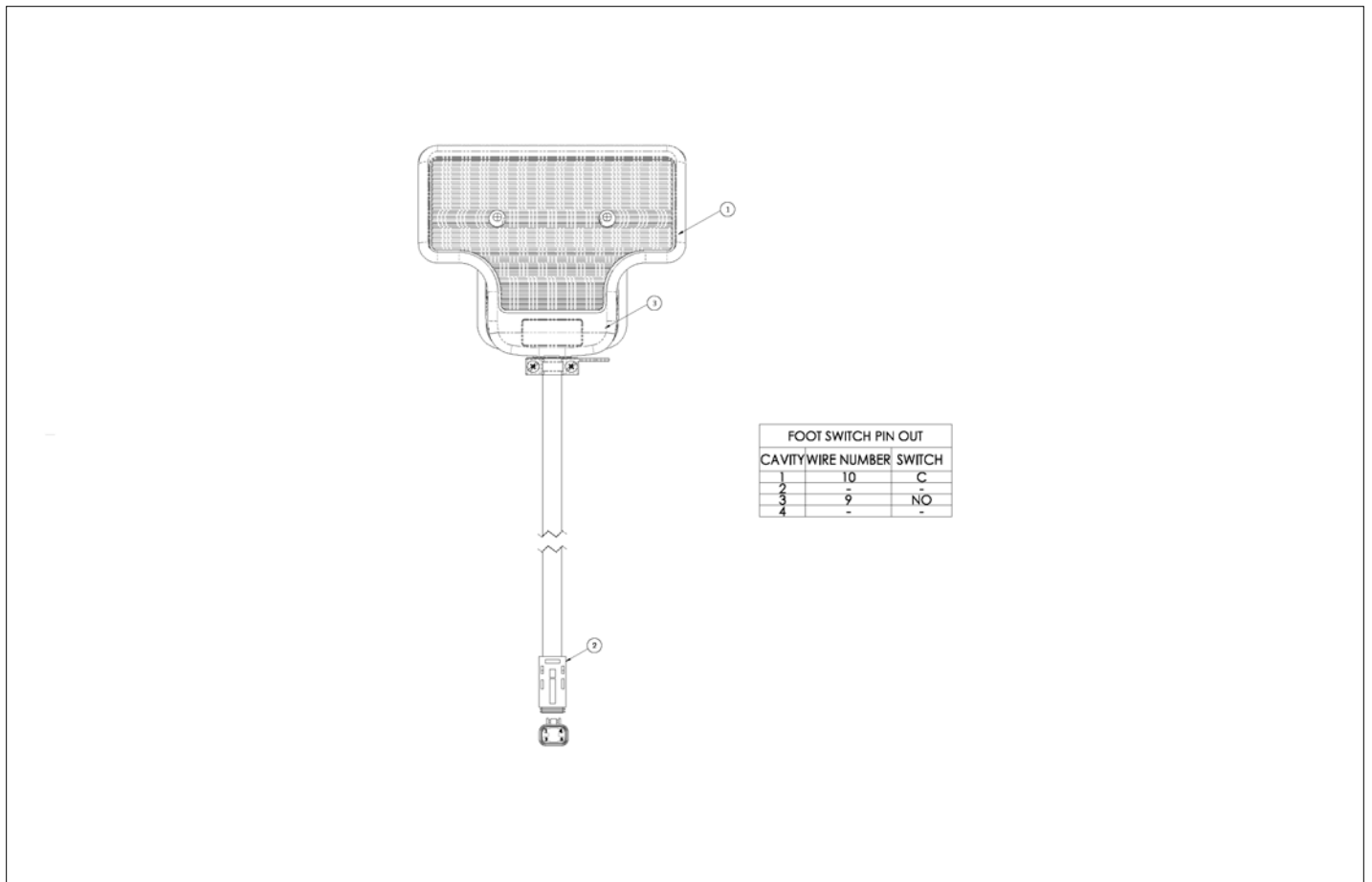
アイテム	部品番号	名前	数量	UOM
Not Shown	3014764 A	ELEVATION SWITCH TO DT06 4S HARNESS		EA
1	3028869	SWITCH SAFETY SPDT SHMRSL PS116	1	EA
2	3049888	CONNECTOR 4 PIN	1	EA

ELECTRICAL



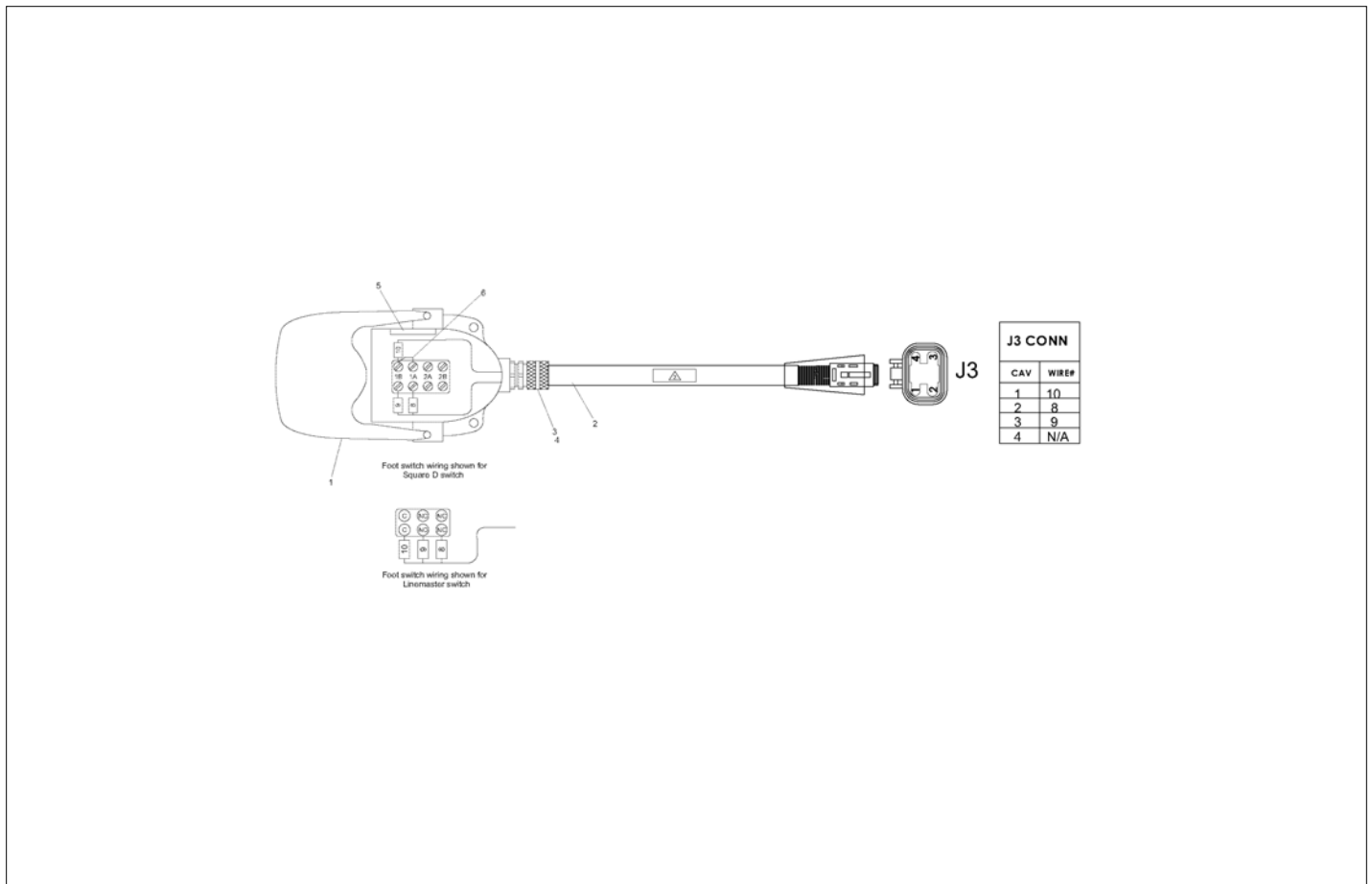
アイテム	部品番号	名前	数量	UOM
	3030179 A	OVERLOAD CABLE HARNESS		EA

ELECTRICAL



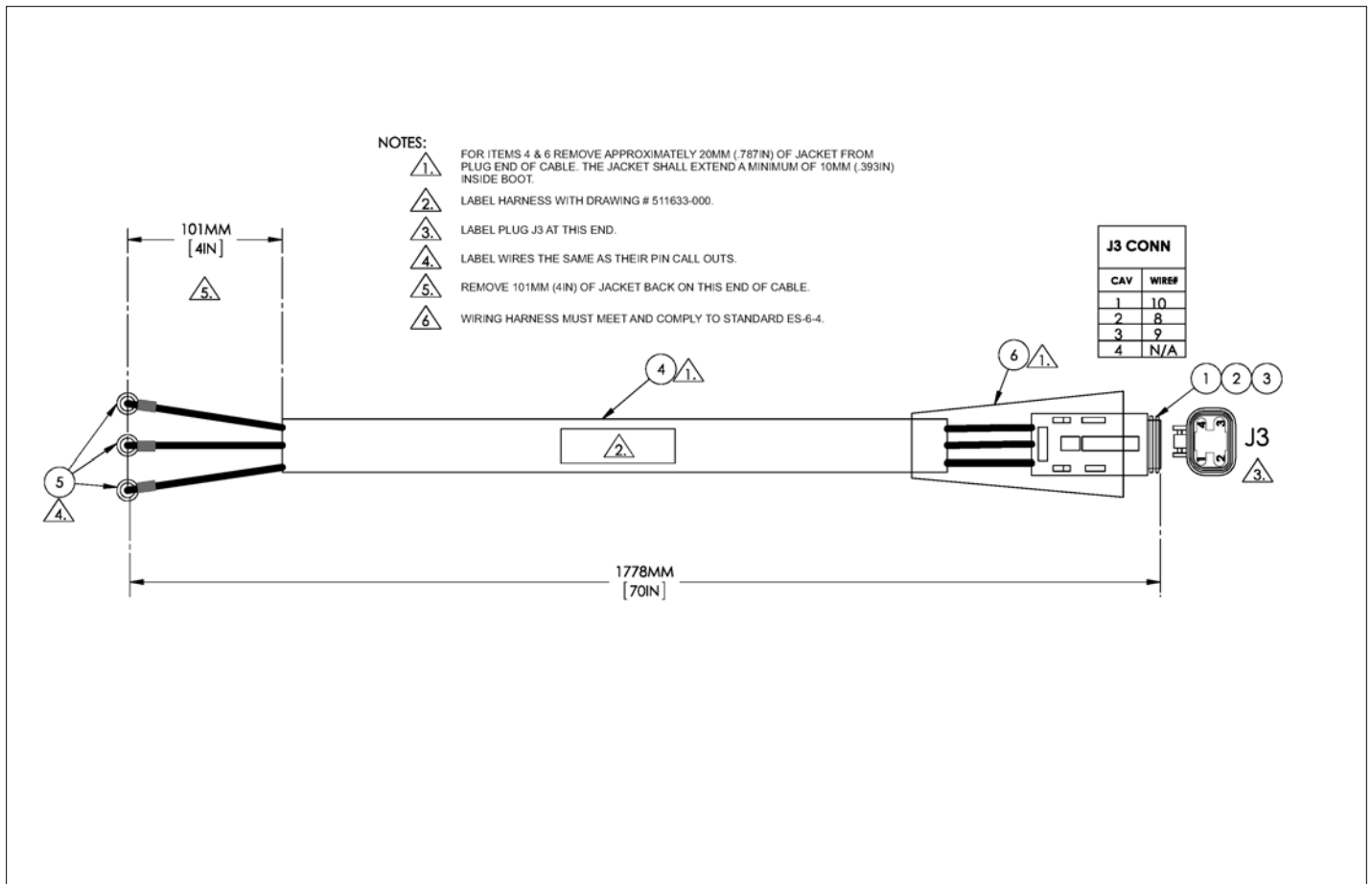
アイテム	部品番号	名前	数量	UOM
	3028912A	FOOT SWITCH WIDE TREDLE ASSEMBLY		EA
1	3028910	FOOT SWITCH WIDE TREADLE	1	EA
2	3028911	HARNESS FOOT SWITCH, WIDE TREADLE	1	EA
3	3028936	REPLACEMENT FOOT SWITCH (NOT SHOWN)	1	EA

ELECTRICAL



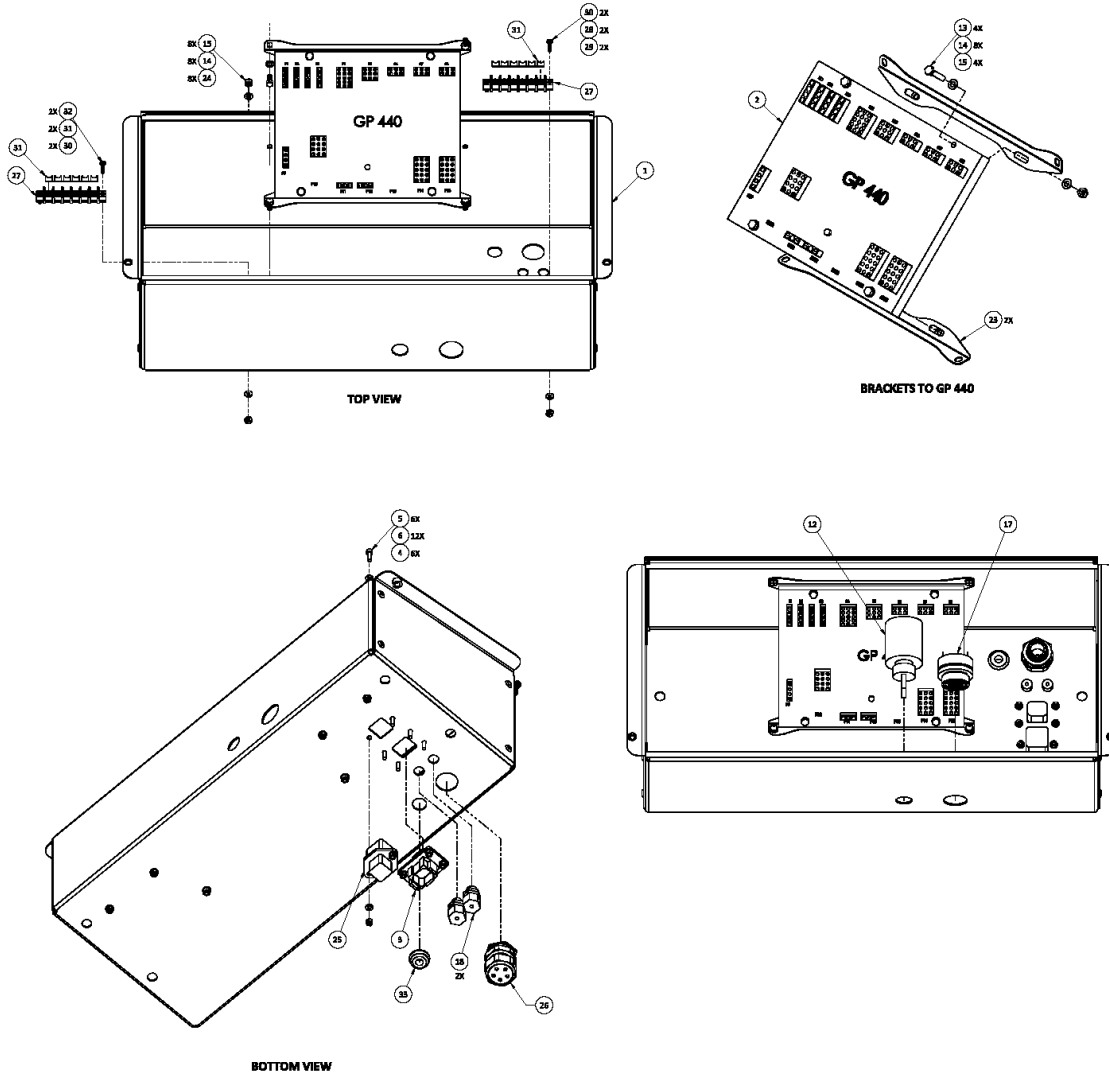
アイテム	部品番号	名前	数量	UOM
	3020021 J	FOOT SWITCH		EA
1	3020021	Foot Switch	1	EA
	3020037	REPLACEMENT SWITCH, SQUARE D SWITCH, 4 POLE	1	EA
	3020038	REPLACEMENT SWITCH, LINEMASTER SWITCH	1	EA
2	511633 000	FOOT SWITCH HARNESS	1	EA
3	3040116	CONN .75 .500 .625	1	EA
4	3040110	NUT LKG HUB .750 SAMEAS 962129	1	EA
5	0070967	CORROSION INHIBITOR STICK BACK	1	EA
6	0060373	JUMPER SWITCH TERMINAL STRAP	1	EA

ELECTRICAL

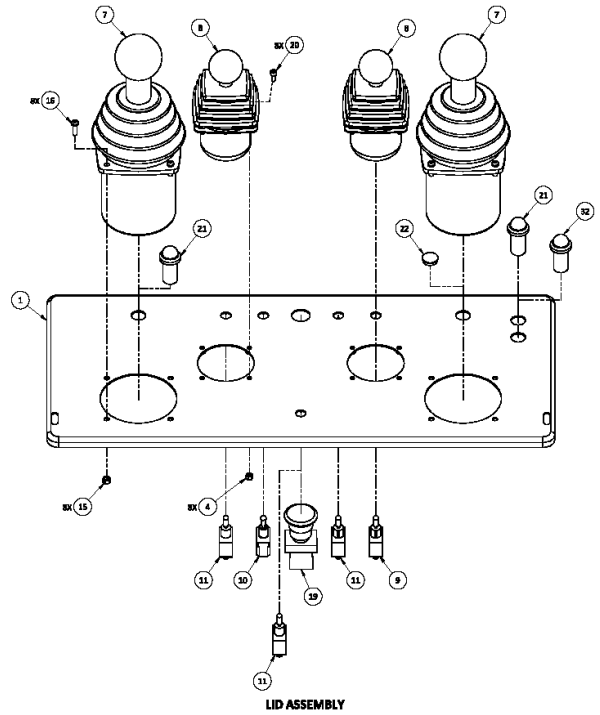
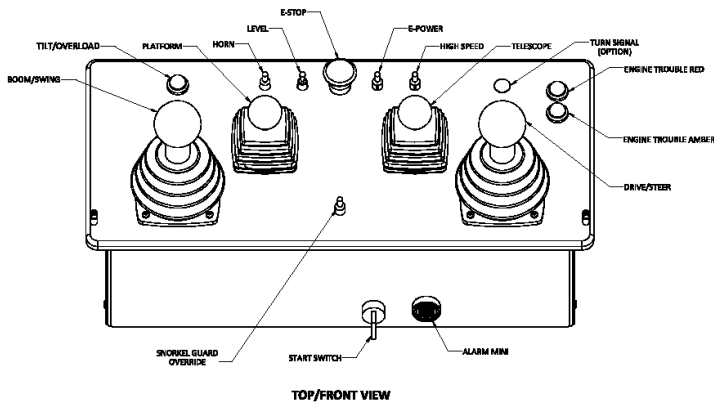


アイテム	部品番号	名前	数量	UOM
	511633 000 B	FOOT SWITCH HARNESS		EA
1	3220108	CONNECTOR 4 PIN 12GA PLUG	1	EA
2	3220109	WEDGE LOCK 4 PIN	1	EA
3	3040650	SOCKET CONTACT 12 DEUTSCH DEU	3	EA
4	3011204	CABLE 12GA/3 CONDUCTOR WIRE	A/R	EA
5	3044853	TERM R8I 12/10	3	EA
6	3220161	BOOT DEUTSCH/LADD	1	EA

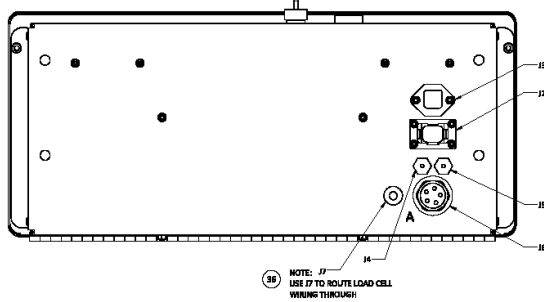
ELECTRICAL



アイテム	部品番号	名前	数量	UOM
	1432523 A	UPPER CONTROL BOX CUMMINS 600S ASSEMBLY		EA
1	1432097	UPPER CONTROL SHELL BOX	1	EA
2	3030173	GP440	1	EA
3	3049971	DEUTSCH 8 PIN BLKHD RCPT CONN	1	EA
4	056066 004	NUT NYLOCK DIN985 M4 8.0 ZP	14	EA
5	510563 016	Bolt, SktCapScrew DIN912 M4 x	6	EA
6	056069 004	Wshr, SteelFlatWshr M4 DIN125	12	EA
7	3028852	BOOM TURRET AND DRIVE STICK CONTROLLER	2	EA
8	3028854	SINGLE AXIS TELESCOPE CONTROLLER 600S/660SJ	2	EA
9	3020013	Switch, Toggle Honeywell INTI 2	1	EA
10	3020016	Switch, Toggle Honeywell INTI 7	1	EA
11	3020015	Switch, Toggle Honeywell INTI 6	3	EA
12	3020090	SW ANTI RESTART IGNITION	1	EA
13	056057 025	Bolt, HexBolt DIN931 M5 x 25mm	4	EA
14	056069 005	Washer SteelFlatWasher DIN125A	16	EA
15	056064 005	Nut, NylockNut DIN985 M5 10.0	16	EA
16	505082 016	Bolt, SktButCapScrew DIN9427 M	8	EA
17	3040411	Alarm Buzzer	1	EA
18	029925 000	CONNECTOR CABLE HEYC (Not illustrated)	2	EA
19	3028810	PUSH/PULL EMERGENCY STOP	1	EA
20	058500 010	Bolt, SktCapScrew DIN912 M4 x	8	EA
21	3069524	LIGHT RED LED 12V	2	EA
22	066516 005	.68 plug	1	EA



BOTTOM VIEW



NOTE: 37 - USE 37 TO ROUTE LOAD CELL WIRING THROUGH

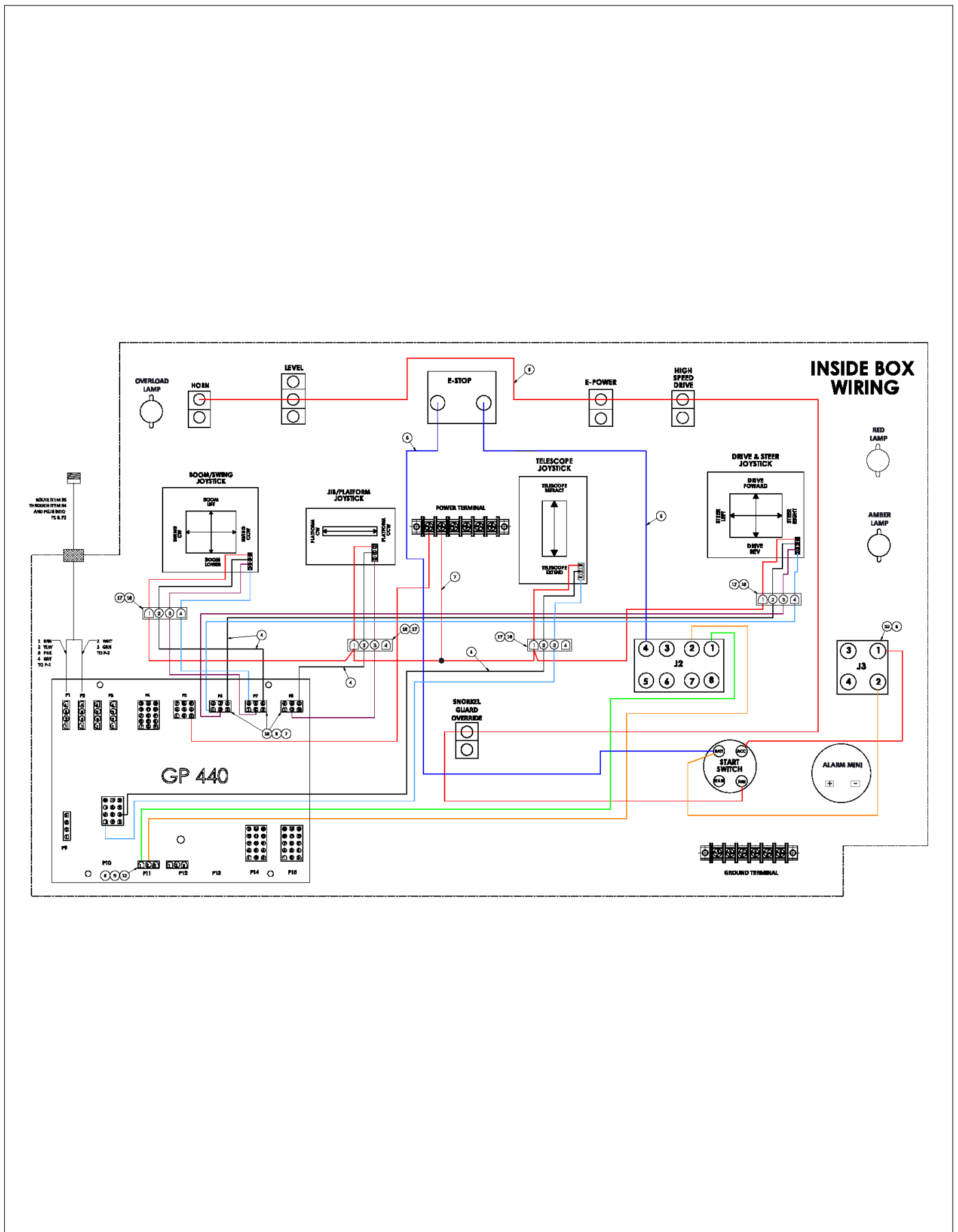
NOTE:
ROUTE SNORREL GUARD THROUGH J6 CORD 1
ROUTE BEACON LIGHT THROUGH J6 CORD 2
ROUTE PLATFORM ROTATE THROUGH J6 CORD 3



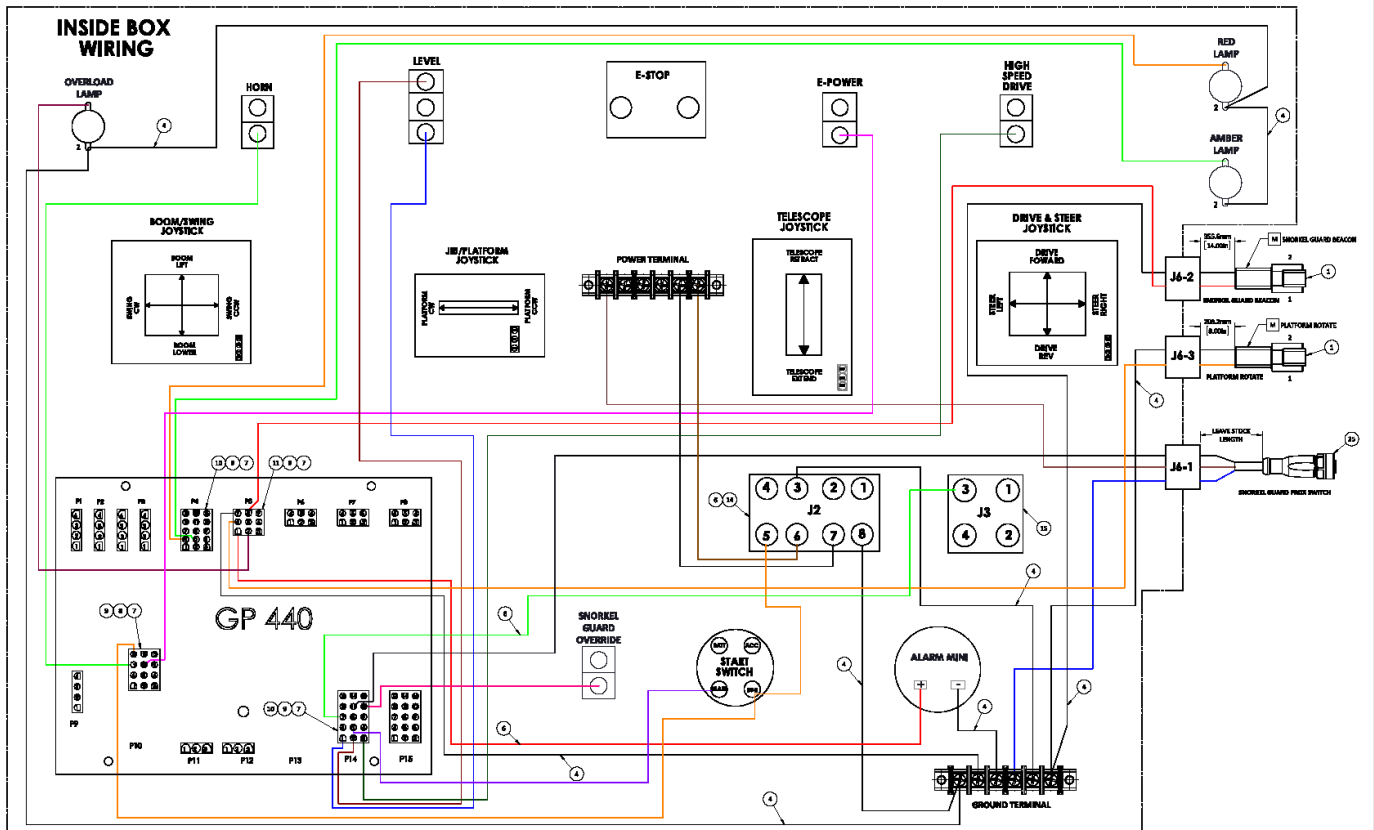
DETAIL

J6 LAYOUT	
CORDS	DESCRIPTION
1	SNORREL GUARD
2	BEACON LIGHT
3	PLATFORM ROTATE
4	SPARE
5	SPARE

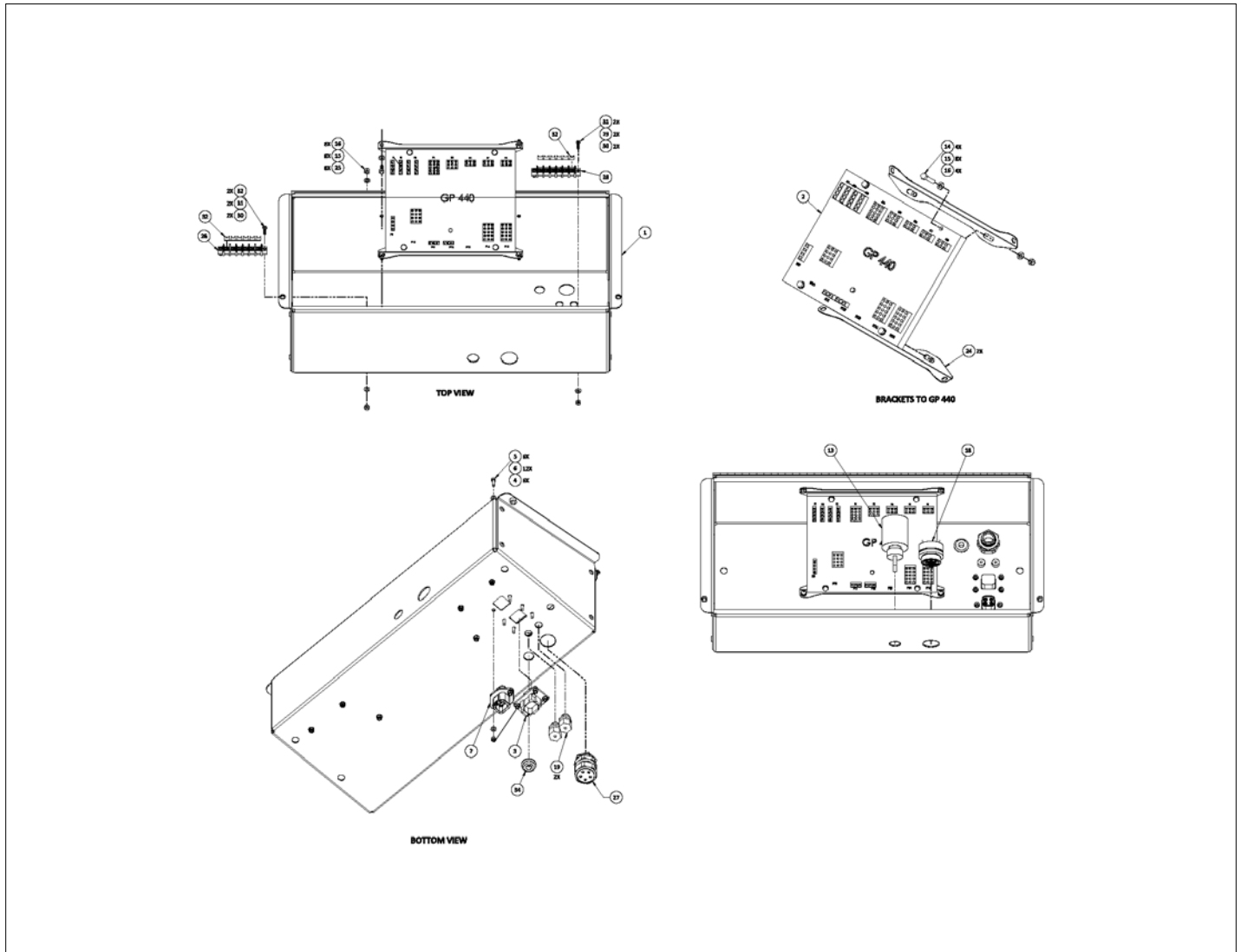
アイテム	部品番号	名前	数量	UOM
23	1431549	BRKT, GP440 UPR CTL	2	EA
24	5563692	BOLT HXHD M5X.8X12 YL ZN PLT GR 8.8	4	EA
25	3220089	DEUTSCH 4 PIN BLKHD CON DTP04 4P L012	1	EA
26	3028877	GRIP CORD MULTICORD 1.43" HEX 3/4 NPT	1	EA
27	3028880	TERMINAL BLOCK SINGLE ROW 699 GP 06	2	EA
28	5563694	WASHER FLAT #6 YL ZN PLT GR8	4	EA
29	5563695	LOCKNUT HEX 6 32 ZN PLT	4	EA
30	5563693	SCREW PAN HD 6 32 X 5/8" ZN PLT	4	EA
31	3028881	JUMPER RJS TYPE 601RJS 06	2	EA
32	3069544	LIGHT AMBER LED 12V .69DIA MTG	1	EA
33	5563780	GROMMET 3.75" ID MCM 9600K65	1	EA
34	3014753	SNORKEL GUARD SENSOR (CABLE, M12 X 2M L)	1	M
35	3030179	HARNESS OVERLOAS CABLE	1	EA
Not Shown	PAGE 3 4	PAGE 3 4		EA
1	3049804	CONNECTOR 2 PIN DEUTSCH RECEP	2	EA
Not Shown	3040341	PIN CONTACT SIZE 16 16/18 GA	4	EA
Not Shown	3049808	LOCK WEDGE 2 PIN DEUTSCH RECEP	2	EA
4	3011601	WIRE 16GA SINGLE CONDUCTOR BLK	A/R	EA
Not Shown	3011802	CABLE 18GA/2 CONDUCTOR WIRE 18/2 TYPE SJOBLACK JACKETCABL	A/R	EA
6	3011641	WIRE 16GA SINGLE CONDUCTOR WHT	A/R	EA



アイテム	部品番号	名前	数量	UOM
7	3011801	WIRE 18GA SINGLE CONDUCTOR WHT	A/R	EA
8	3220024	CONNECTOR AMP 12 PIN 1 480 708	1	EA
9	3049986	AMP SOCKET CONTACT	32	EA
10	3220142	CONNECTOR AMP 15 PIN PLUG	2	EA
11	3220132	CONN AMP 9 PIN PLUG	1	EA
12	3220199	CONNECTOR AMP 3 PIN	1	EA
13	3220025	CONNECTOR AMP 6 PIN	3	EA
14	3040341	PIN CONTACT SIZE 16 16/18 GA	6	EA
15	3040650	SOCKET CONTACT 12 DEUTSCH DEU	3	EA
16	3220244	CONNECTOR CAP 4 PIN	4	EA
17	3220245	PIN CONTACT	15	EA

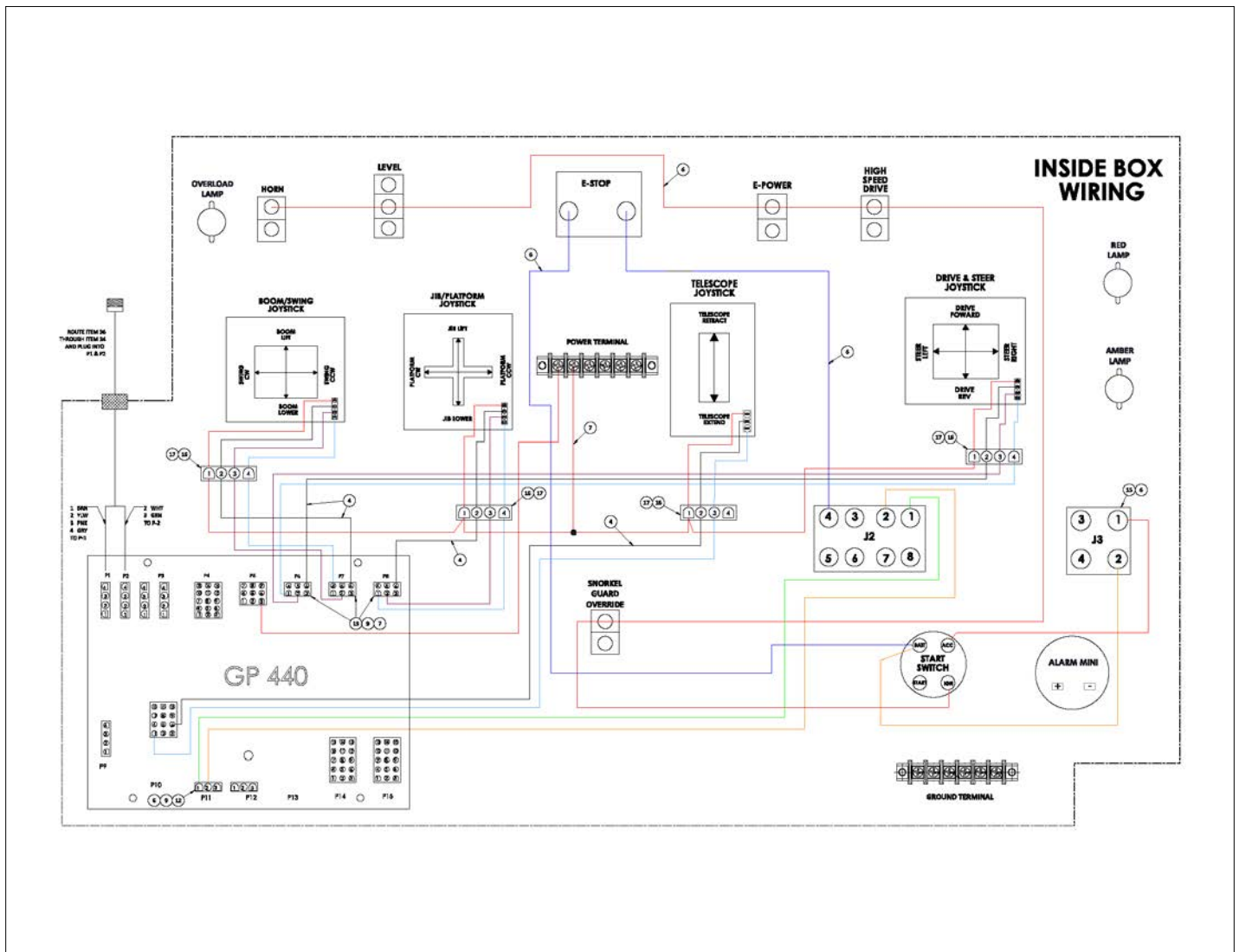


ELECTRICAL

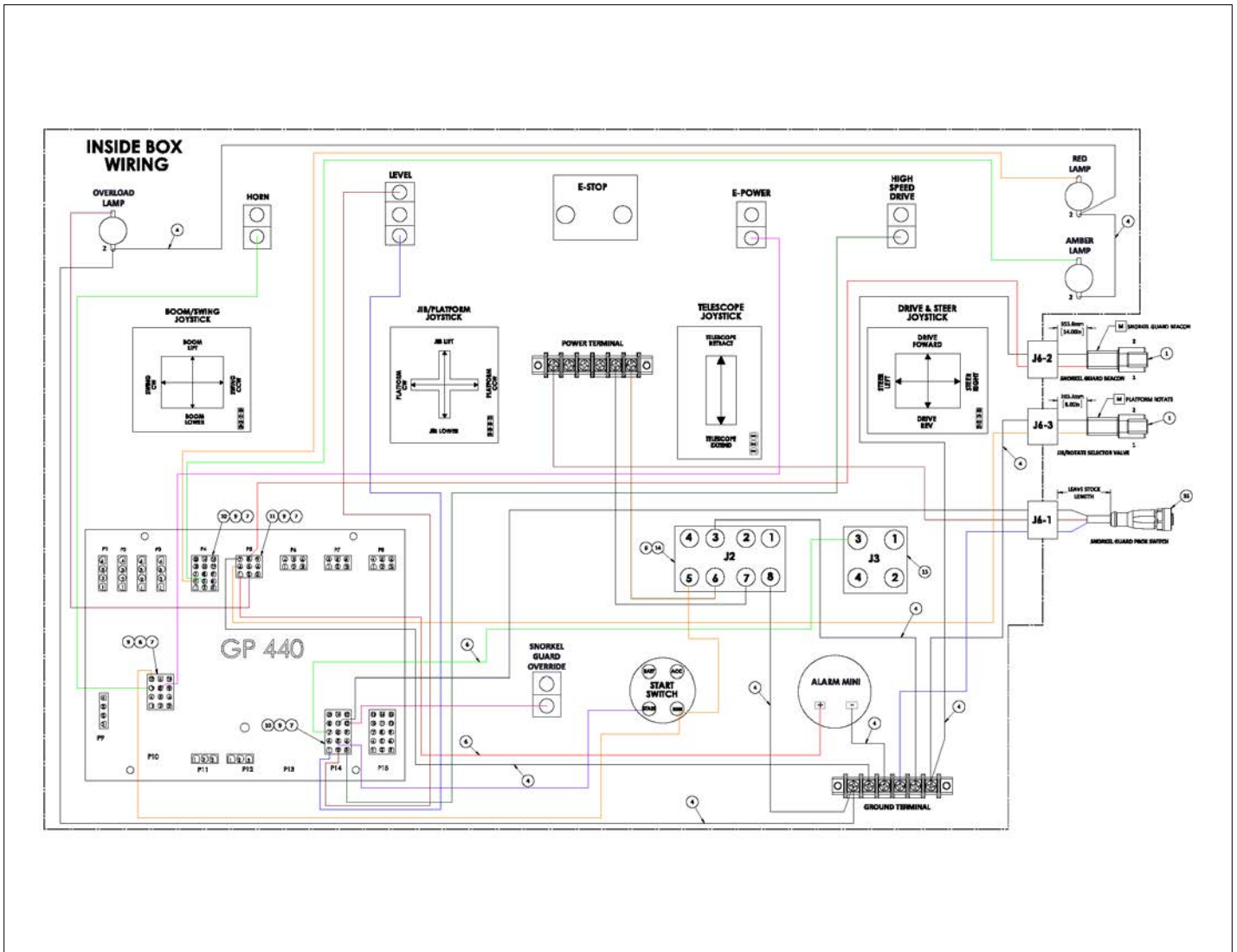


アイテム	部品番号	名前	数量	UOM
	1432095 B	UPPER CONTROL BOX CUMMINS 660SJ ASSEMBLY		EA
1	1432097	UPPER CONTROL SHELL BOX	1	EA
2	3030173	GP440	1	EA
3	3049971	DEUTSCH 8 PIN BLKHD RCPT CONN	1	EA
4	056066 004	NUT NYLOCK DIN985 M4 8.0 ZP	14	EA
5	510563 016	Bolt, SktCapScrew DIN912 M4 x	6	EA
6	056069 004	Wshr, SteelFlatWshr M4 DIN125	12	EA
7	3028852	BOOM TURRET AND DRIVE STICK CONTROLLER	2	EA
8	3028854	SINGLE AXIS TELESCOPE CONTROLLER 600S/660SJ	1	EA
9	3028853	TWO AXIS JIB AND PLATFORM JOYSTICK CONTROLLER 600S/660SJ	1	EA
10	3020013	Switch, Toggle Honeywell INTI 2	1	EA
11	3020016	Switch, Toggle Honeywell INTI 7	1	EA
12	3020015	Switch, Toggle Honeywell INTI 6	3	EA
13	3020090	SW ANTI RESTART IGNITION	1	EA
14	056057 025	Bolt, HexBolt DIN931 M5 x 25mm	4	EA
15	056069 005	Washer SteelFlatWasher DIN125A	16	EA
16	056064 005	Nut, NylockNut DIN985 M5 10.0	16	EA
17	505082 016	Bolt, SktButCapScrew DIN9427 M	8	EA
18	3040411	Alarm Buzzer	1	EA
19	029925 000	CONNECTOR CABLE HEYC (Not illustrated)	2	EA
20	3028810	PUSH/PULL EMERGENCY STOP	1	EA
21	058500 010	Bolt, SktCapScrew DIN912 M4 x	8	EA

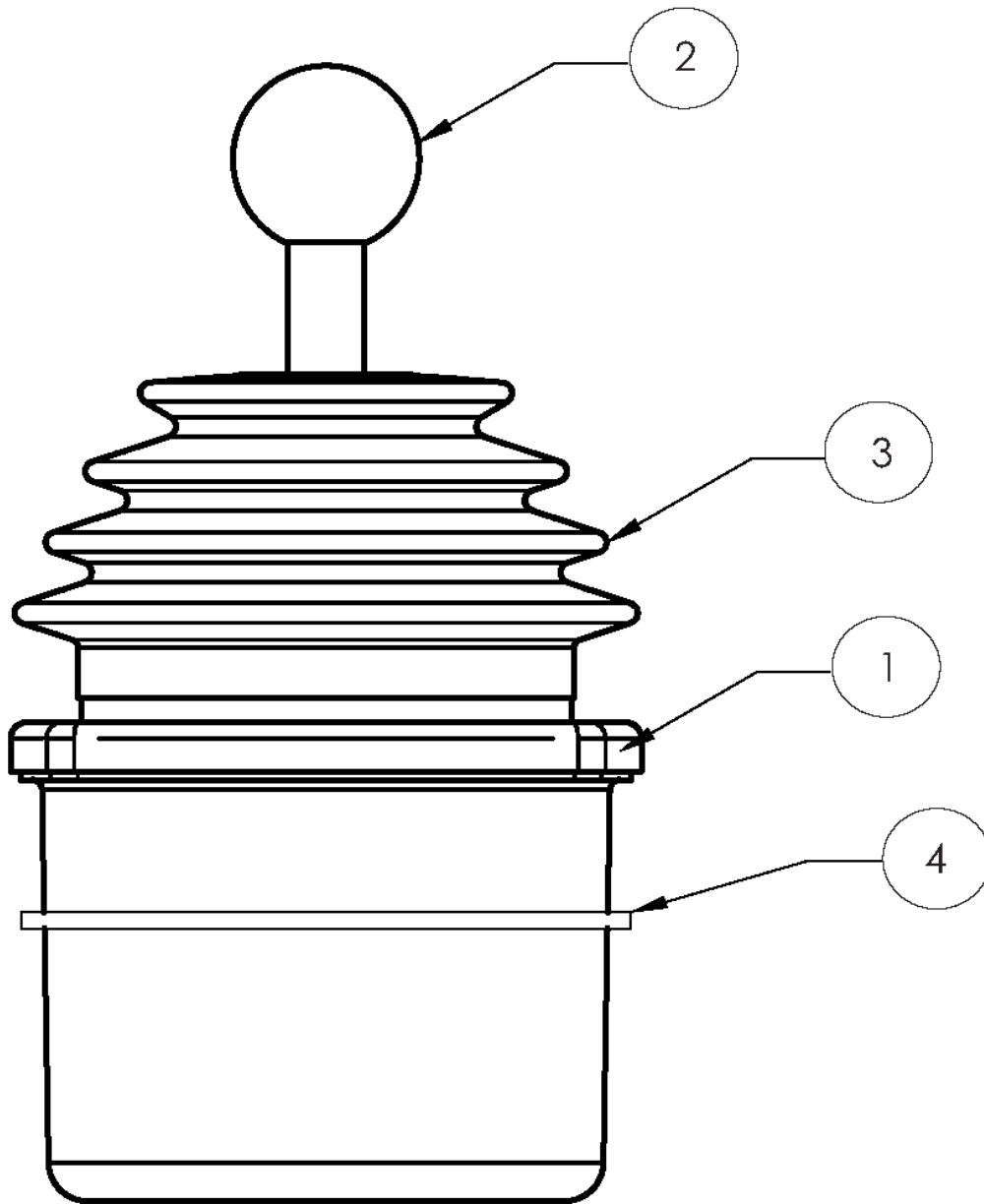
アイテム	部品番号	名前	数量	UOM
22	3069524	LIGHT RED LED 12V	2	EA
23	066516 005	.68 plug	1	EA
24	1431549	BRKT, GP440 UPR CTL	2	EA
25	5563692	BOLT HXHD M5X.8X12 YL ZN PLT GR 8.8	4	EA
26	3220089	DEUTSCH 4 PIN BLKHD CON DTP04 4P L012	1	EA
27	3028877	GRIP CORD MULTICORD 1.43" HEX 3/4 NPT	1	EA
28	3028880	TERMINAL BLOCK SINGLE ROW 699 GP 06	2	EA
29	5563694	WASHER FLAT #6 YL ZN PLT GR8	4	EA
30	5563695	LOCKNUT HEX 6 32 ZN PLT	4	EA
31	5563693	SCREW PAN HD 6 32 X 5/8" ZN PLT	4	EA
32	3028881	JUMPER RJS TYPE 601RJS 06	2	EA
33	3069544	LIGHT AMBER LED 12V .69DIA MTG	1	EA
34	5563780	GROMMET 3.75" ID MCM 9600K65	1	EA
35	3014753	SNORKEL GUARD SENSOR (CABLE, M12 X 2M L)	1	M
36	3030179	HARNESS OVERLOAS CABLE	1	EA
	PAGES 3 4	PAGES 3 4		EA
1	3049804	CONNECTOR 2 PIN DEUTSCH RECEP	2	EA
2	3040341	PIN CONTACT SIZE 16 16/18 GA	4	EA
Not Shown	3049808	LOCK WEDGE 2 PIN DEUTSCH RECEP	2	EA
4	3011601	WIRE 16GA SINGLE CONDUCTOR BLK	A/R	EA
Not Shown	3011802	CABLE 18GA/2 CONDUCTOR WIRE 18/2 TYPE SJOBLACK JACKETCABL	A/R	EA



アイテム	部品番号	名前	数量	UOM
6	3011641	WIRE 16GA SINGLE CONDUCTOR WHT	A/R	EA
7	3011801	WIRE 18GA SINGLE CONDUCTOR WHT	A/R	EA
8	3220024	CONNECTOR AMP 12 PIN 1 480 708	1	EA
9	3049986	AMP SOCKET CONTACT	32	EA
10	3220142	CONNECTOR AMP 15 PIN PLUG	2	EA
11	3220132	CONN AMP 9 PIN PLUG	1	EA
12	3220199	CONNECTOR AMP 3 PIN	1	EA
13	3220025	CONNECTOR AMP 6 PIN	3	EA
14	3040341	PIN CONTACT SIZE 16 16/18 GA	6	EA
15	3040650	SOCKET CONTACT 12 DEUTSCH DEU	3	EA
16	3220244	CONNECTOR CAP 4 PIN	4	EA
17	3220245	PIN CONTACT	16	EA



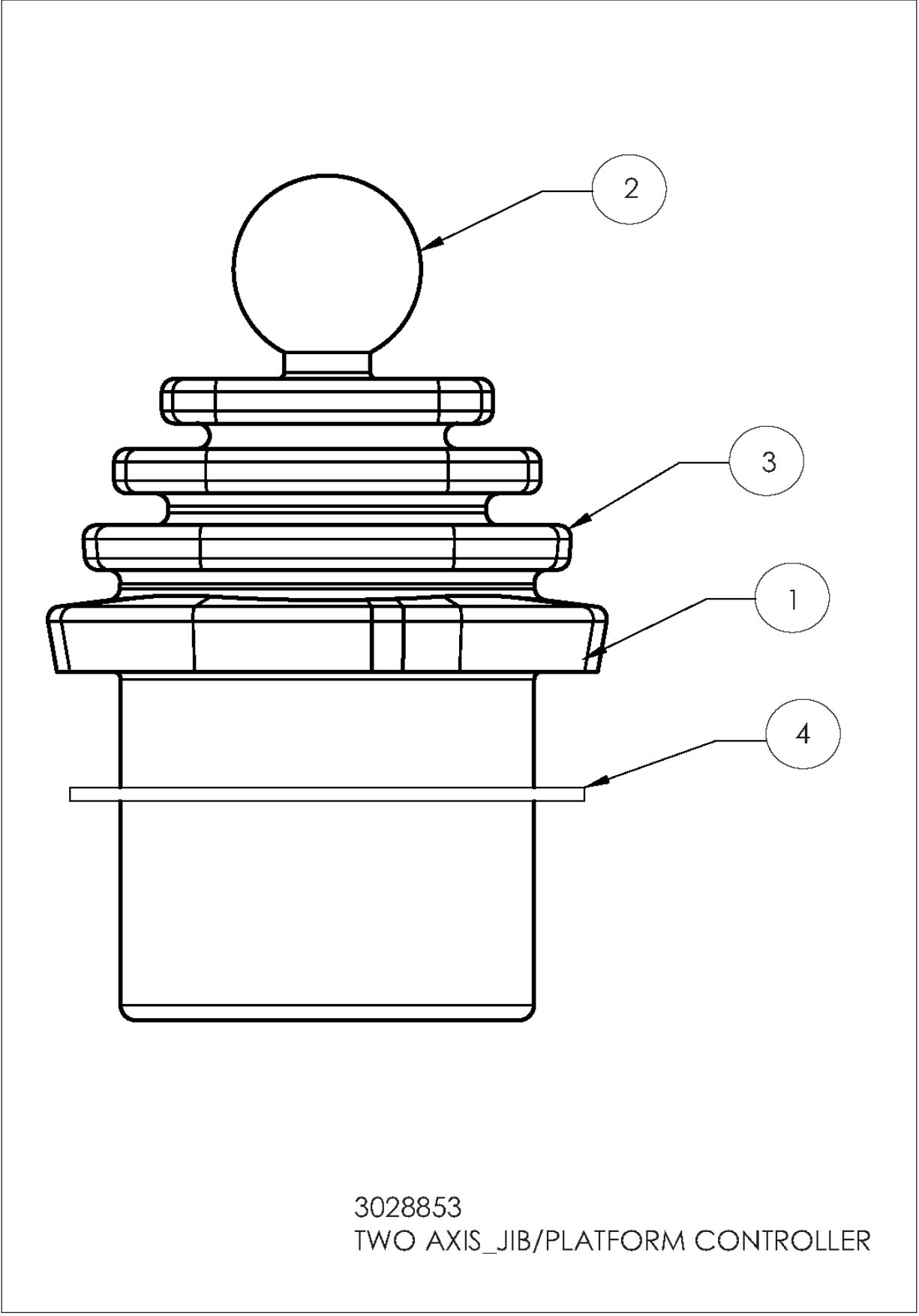
ELECTRICAL



3028852
BOOM TURRET_DRIVE CONTROLLER

アイテム	部品番号	名前	数量	UOM
	3028852	BOOM TURRET AND DRIVE STICK CONTROLLER		EA
1	3028852	BOOM TURRET AND DRIVE STICK CONTROLLER	1	EA
2	3220267	KNOB	1	EA
3	3220268	BOOT JS8 10MM SHAFT	1	EA
4	3220269	GASKET JS ENCLOSURE	1	EA

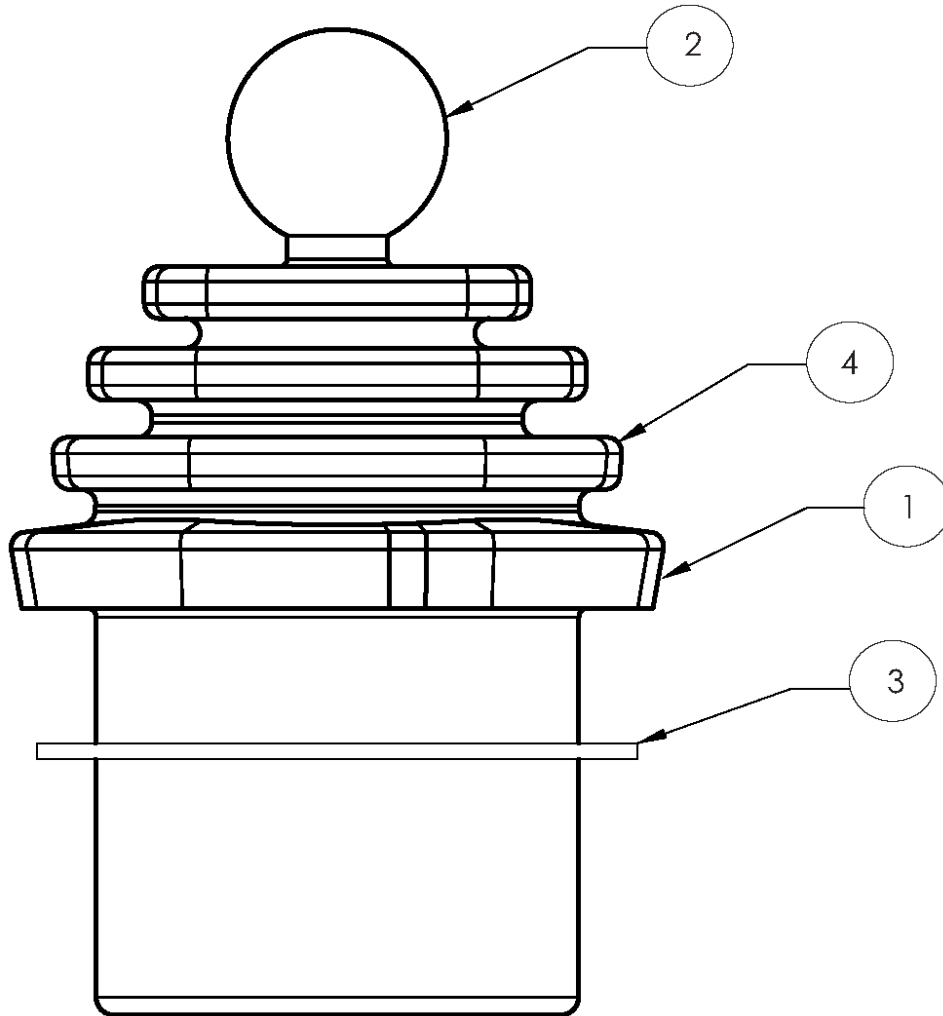
ELECTRICAL



3028853
TWO AXIS_JIB/PLATFORM CONTROLLER

アイテム	部品番号	名前	数量	UOM
	3028853	TWO AXIS JIB AND PLATFORM JOYSTICK CONTROLLER 600S/660SJ		EA
1	3028853	TWO AXIS JIB AND PLATFORM JOYSTICK CONTROLLER 600S/660SJ	1	EA
2	3220267	KNOB	1	EA
3	3220270	GASKET B9 1/8" THICK	1	EA
4	3220271	BOOT JS9	1	EA

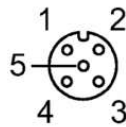
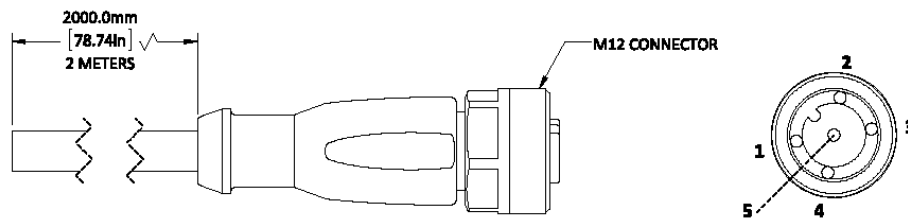
ELECTRICAL



3028854
SINGLE AXIS TELESCOPE CONTROLLER

アイテム	部品番号	名前	数量	UOM
	3028854	SINGLE AXIS TELESCOPE CONTROLLER 600S/660SJ		EA
1	3028854	SINGLE AXIS TELESCOPE CONTROLLER 600S/660SJ	1	EA
2	3220267	KNOB	1	EA
3	3220270	GASKET B9 1/8" THICK	1	EA
4	3220271	BOOT JS9	1	EA

ELECTRICAL

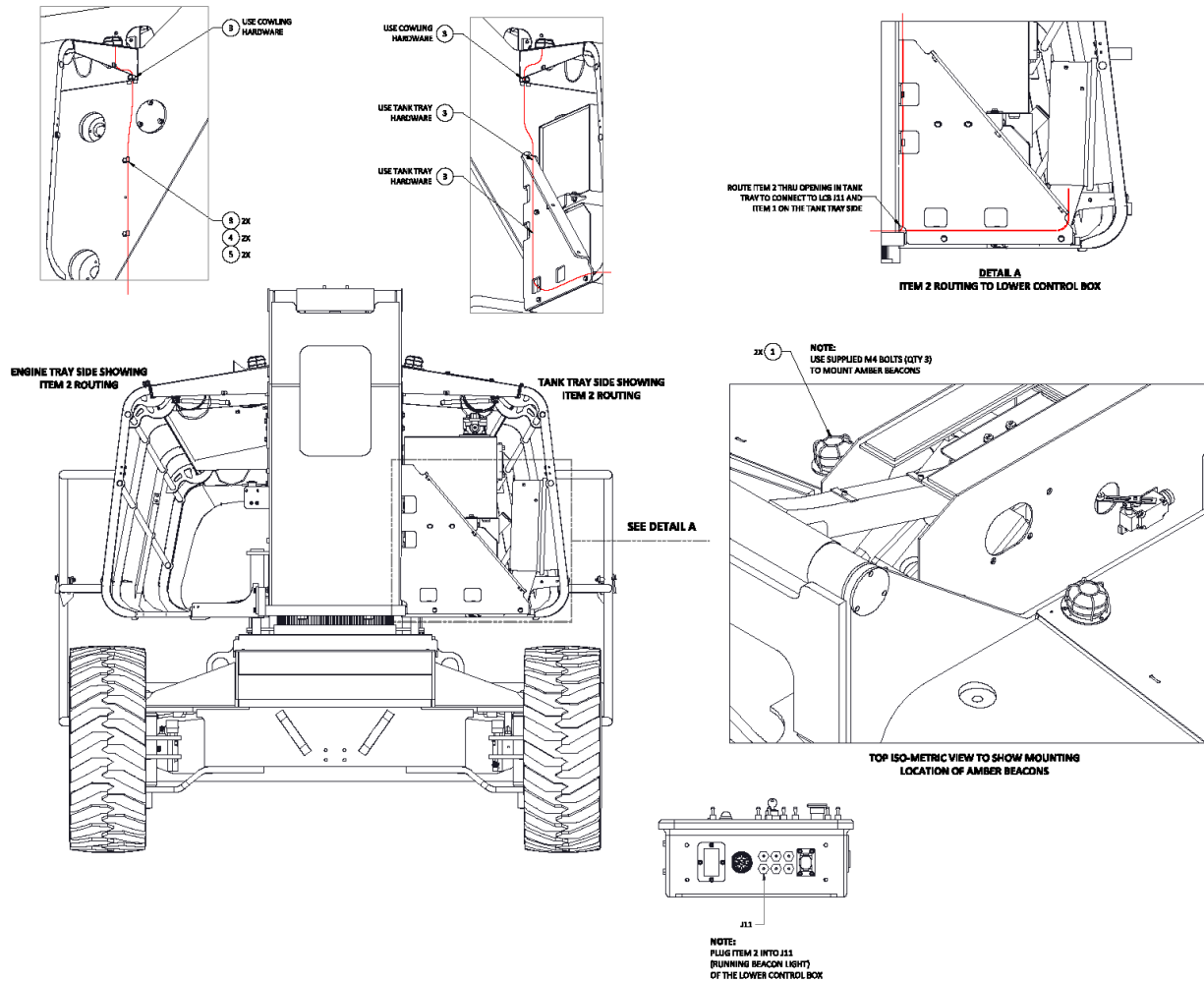


- 1 _____ BN
- 2 _____ WH
- 3 _____ BU
- 4 _____ BK

CORE COLORS	
BN	BROWN
WH	WHITE
BU	BLUE
BK	BLACK

アイテム	部品番号	名前	数量	UOM
Not Shown	3014753 B	SNORKEL GUARD CABLE M12 X 2M L		EA

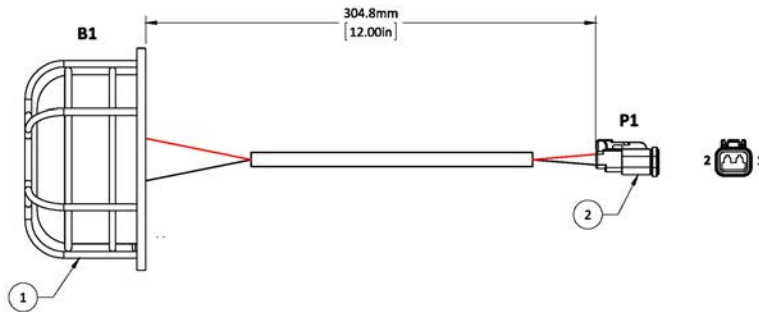
OPTIONS



アイテム	部品番号	名前	数量	UOM
	1432203 A	AMBER BEACON INSTALL		EA
1	5563543	WSHR, FLAT M10 YL ZN GR 10.9	2	EA
2	3014788	LIGHT, AMBER BEACON	2	EA
3	3014781	HARNESS LWR CNTRL BOX TO AMBR	1	EA
4	5563790	CLAMP VIBRATION LOOP 1/4" ID	6	EA
5	058493 020	BOLT HEXSETSCREW DIN933 M10 X 20MM 8.8 ZP	2	EA

OPTIONS

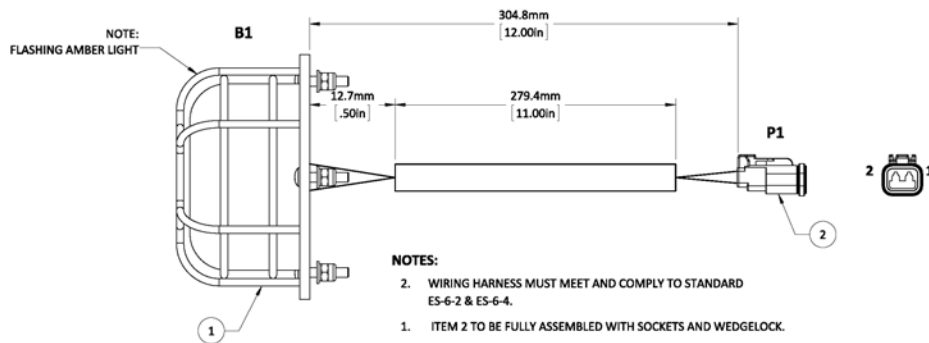
WIRING SCHEMATIC				
FROM	TO	DESIGNATION	AWG	WIRE COLOR
B1-RED	P1-1	VIN+	20	RED
B1-BLK	P1-2	VIN-	20	BLK



アイテム	部品番号	名前	数量	UOM
	3014765 A	BEACON LIGHT HARNESS		EA
1	514404 001	FLASHING BEACON BLUE	1	EA
2	3028878	DEUTSCH	1	EA

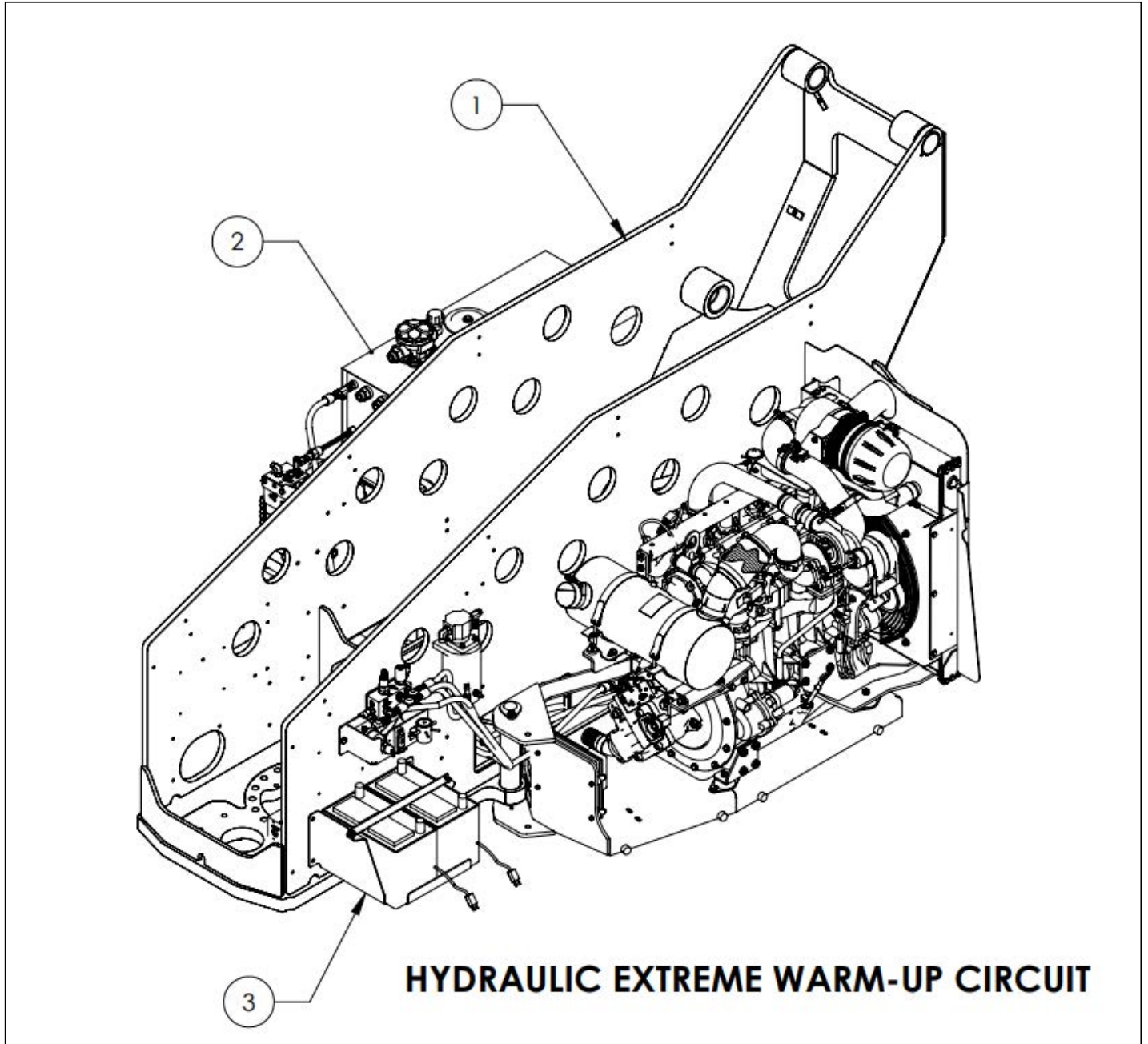
OPTIONS

WIRING SCHEMATIC				
FROM	TO	DESIGNATION	AWG	WIRE COLOR
B1-RED	P1-1	VIN +	20	RED
B1-BLK	P1-2	VIN -	20	BLK



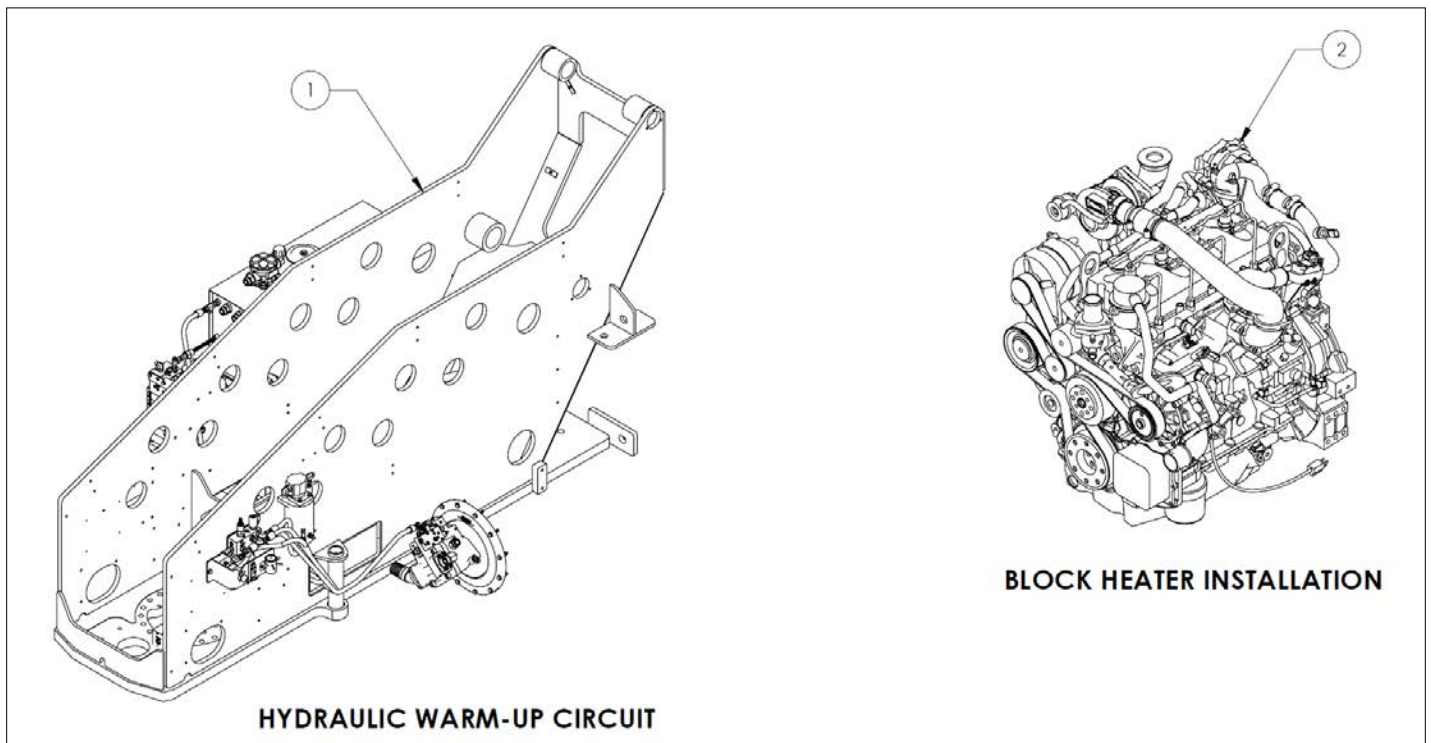
アイテム	部品番号	名前	数量	UOM
	3014788 A	AMBER RUNNING LIGHT HARNESS		EA
1	514404 000	BEACON WITH GUARD ANBER FLASHING	1	EA
2	3028878	DEUTSCH	1	EA

OPTIONS



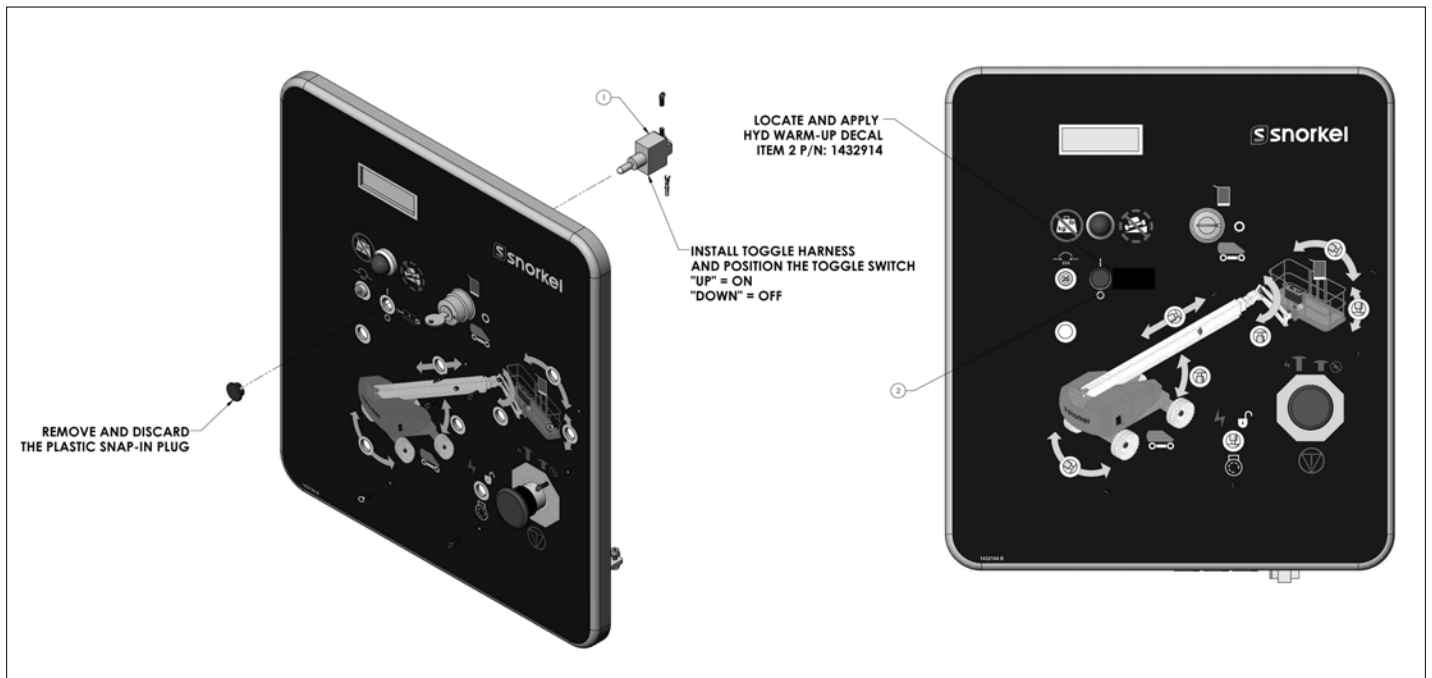
アイテム	部品番号	名前	数量	UOM
1	1432903	EXTRME COLD WEATHER PACKAGE INSTALL	1	EA
2	1432901	BATTERY BLANKET INSTALL	2	EA
3	0190086	SYNTHETIC HYDR OIL F/COLD WTHR (PART NOT SHOWN)	55 GAL	EA

OPTIONS

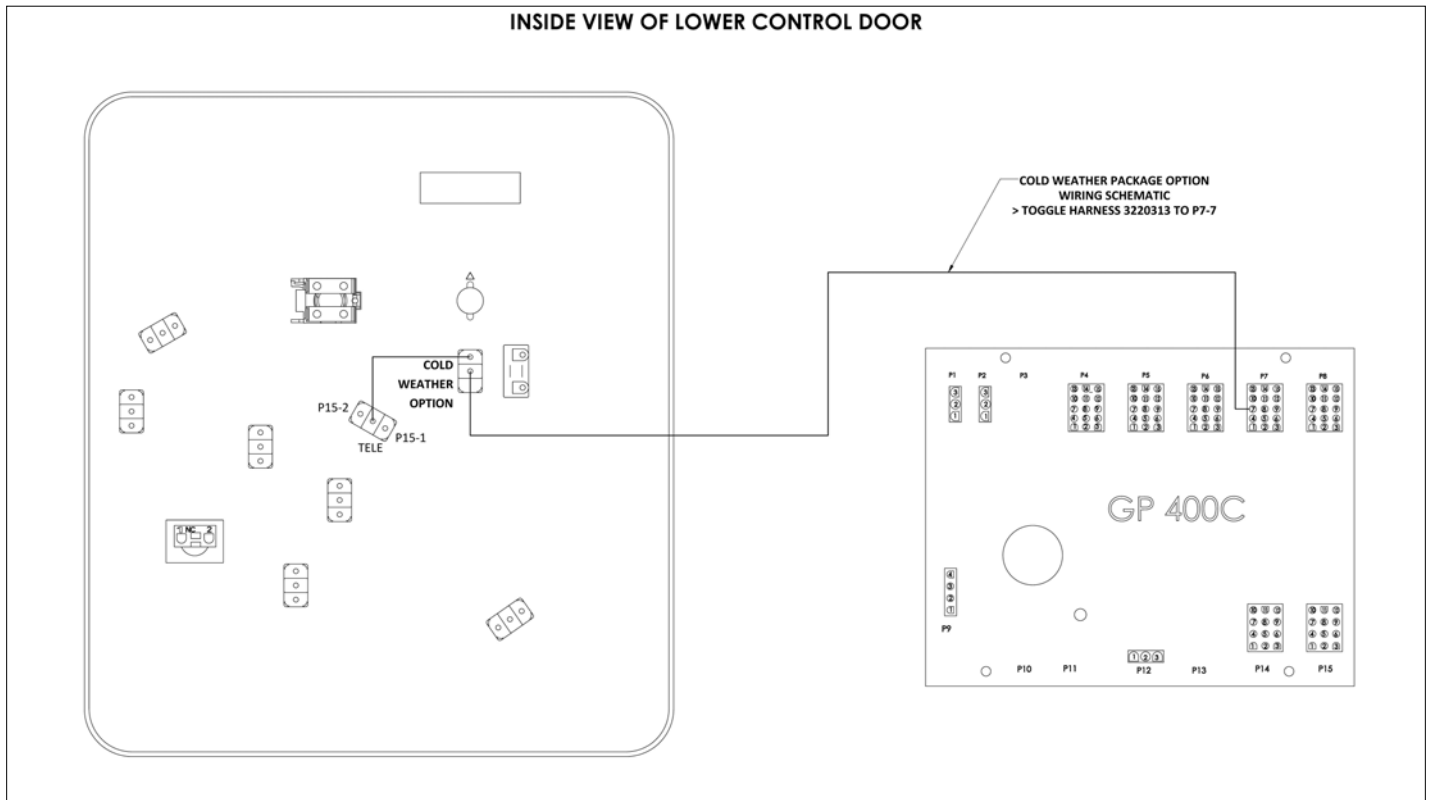


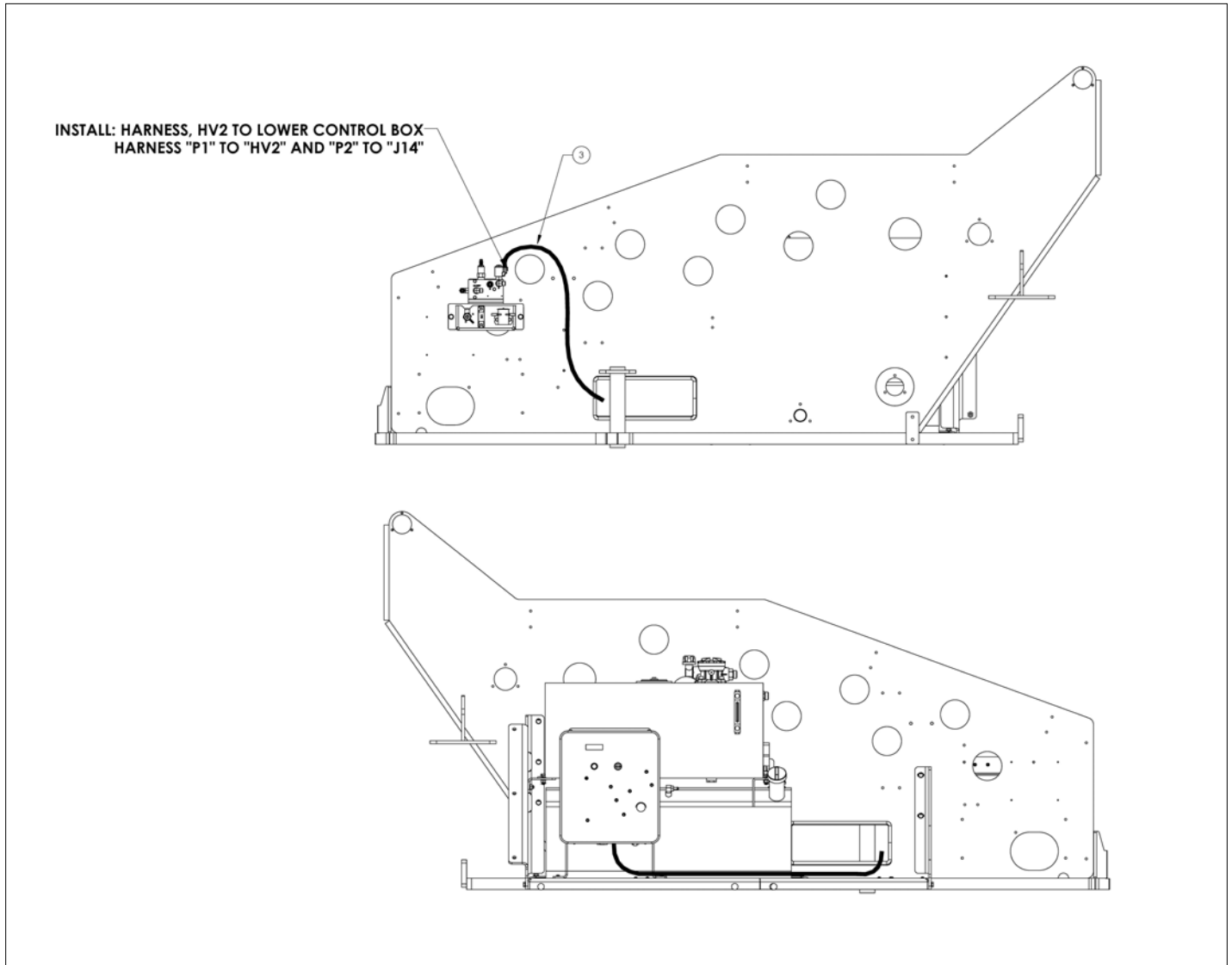
アイテム	部品番号	名前	数量	UOM
	1432903	EXTRME COLD WEATHER PACKAGE INSTALL		EA
1	1432913	HYDRAULIC WARM UP CIRCUIT INSTALL		EA
2	1432382	BLOCK HEATER CUMMINS 2.8L INSTALL		EA

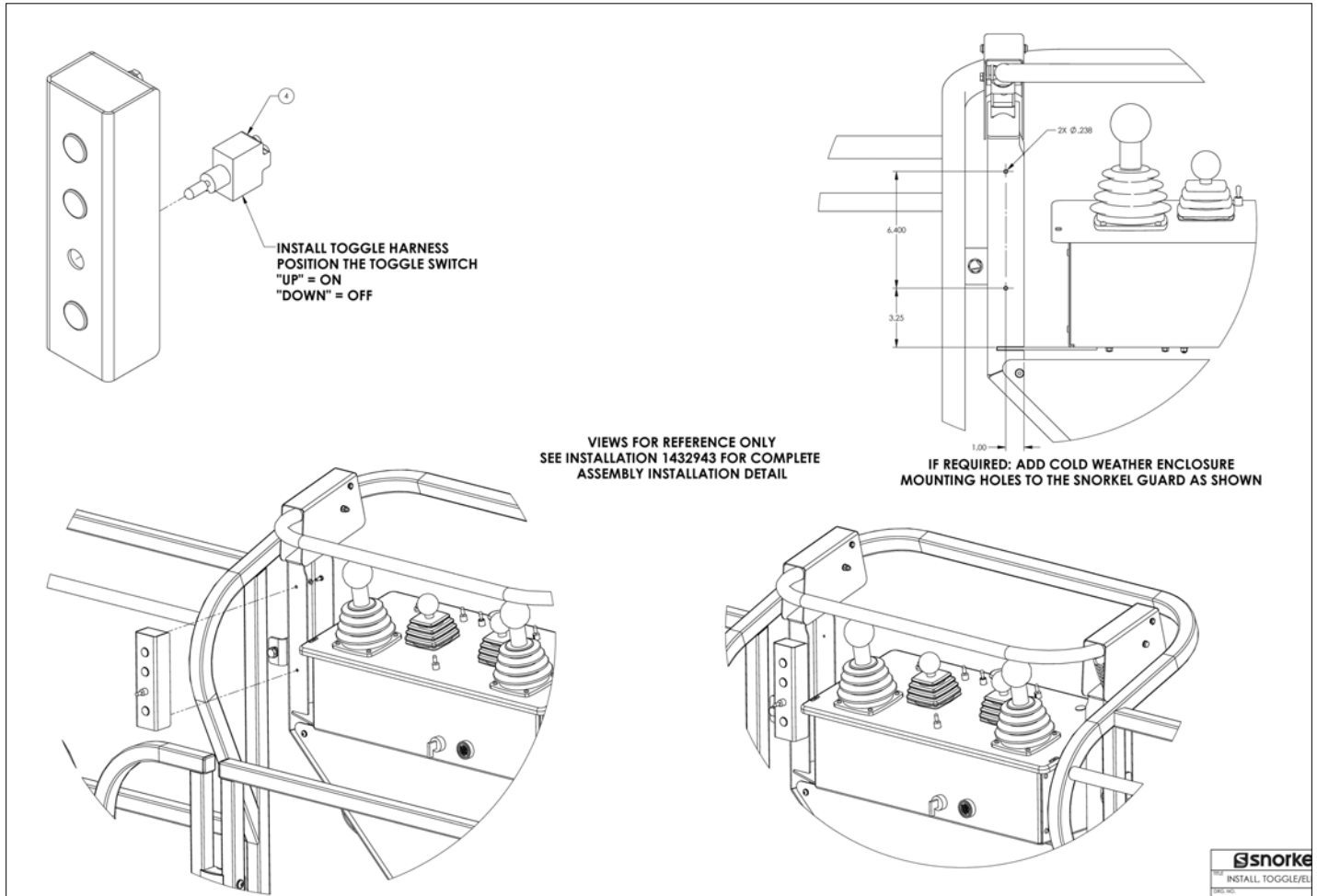
OPTIONS



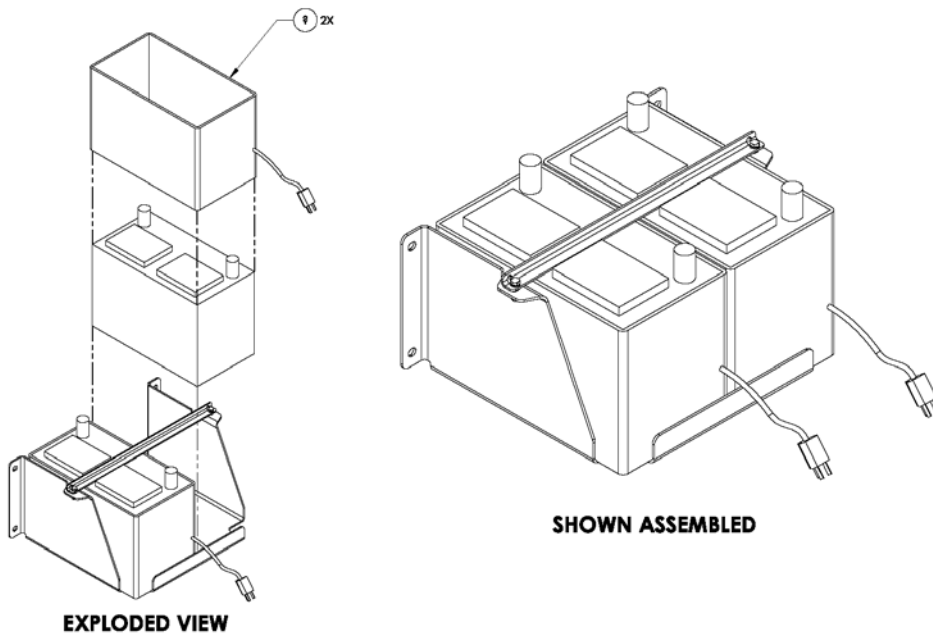
アイテム	部品番号	名前	数量	UOM
	1432926	TOGGLE ELECTRICAL COLD WEATHER PACKAGE INSTALL		EA
1	3220313	HARNESS GENRTR TGL SW SPST	1	EA
2	1432914	DECAL HYDRAULIC WARM UP	1	EA
3	1432908	HARNESS HV2 TO LWR CONTROL BOX	1	EA
4	3220352	HARNESS CW UPPER TOGGLE	1	EA





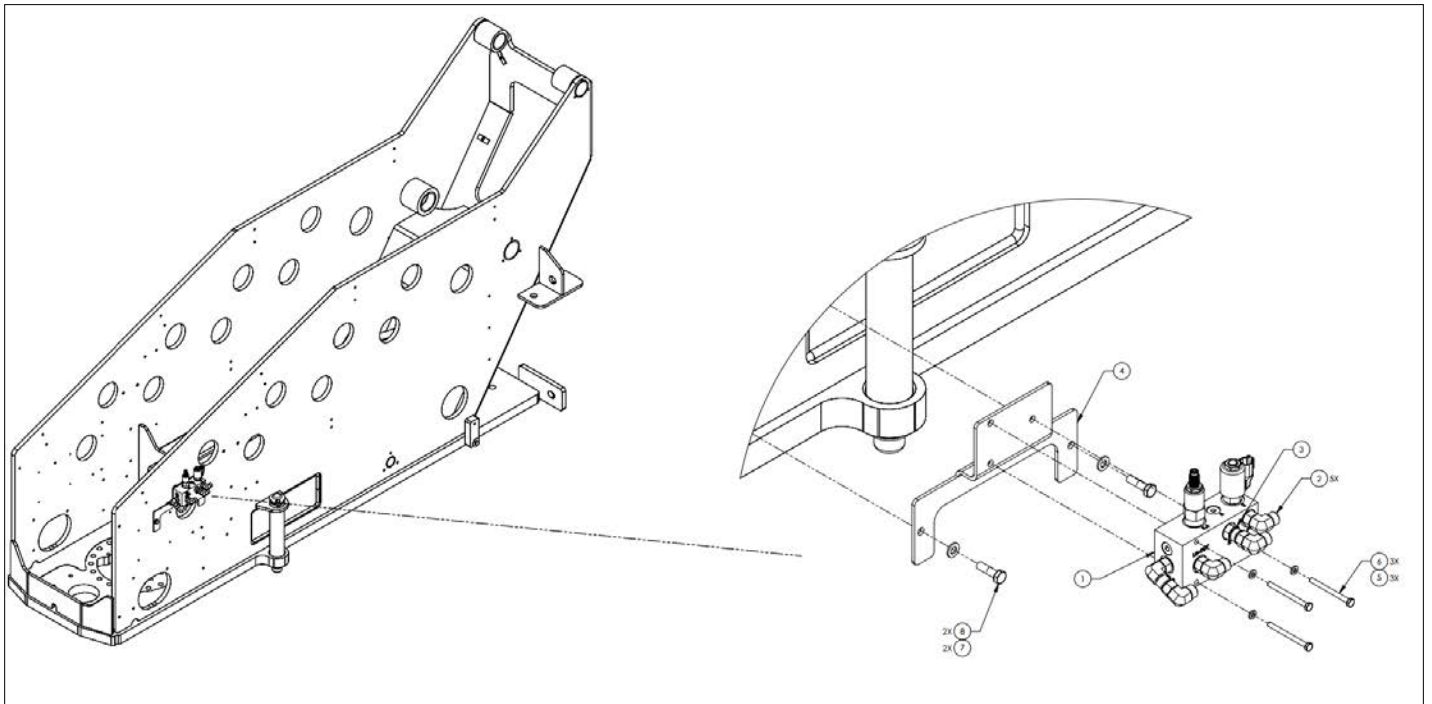


OPTIONS



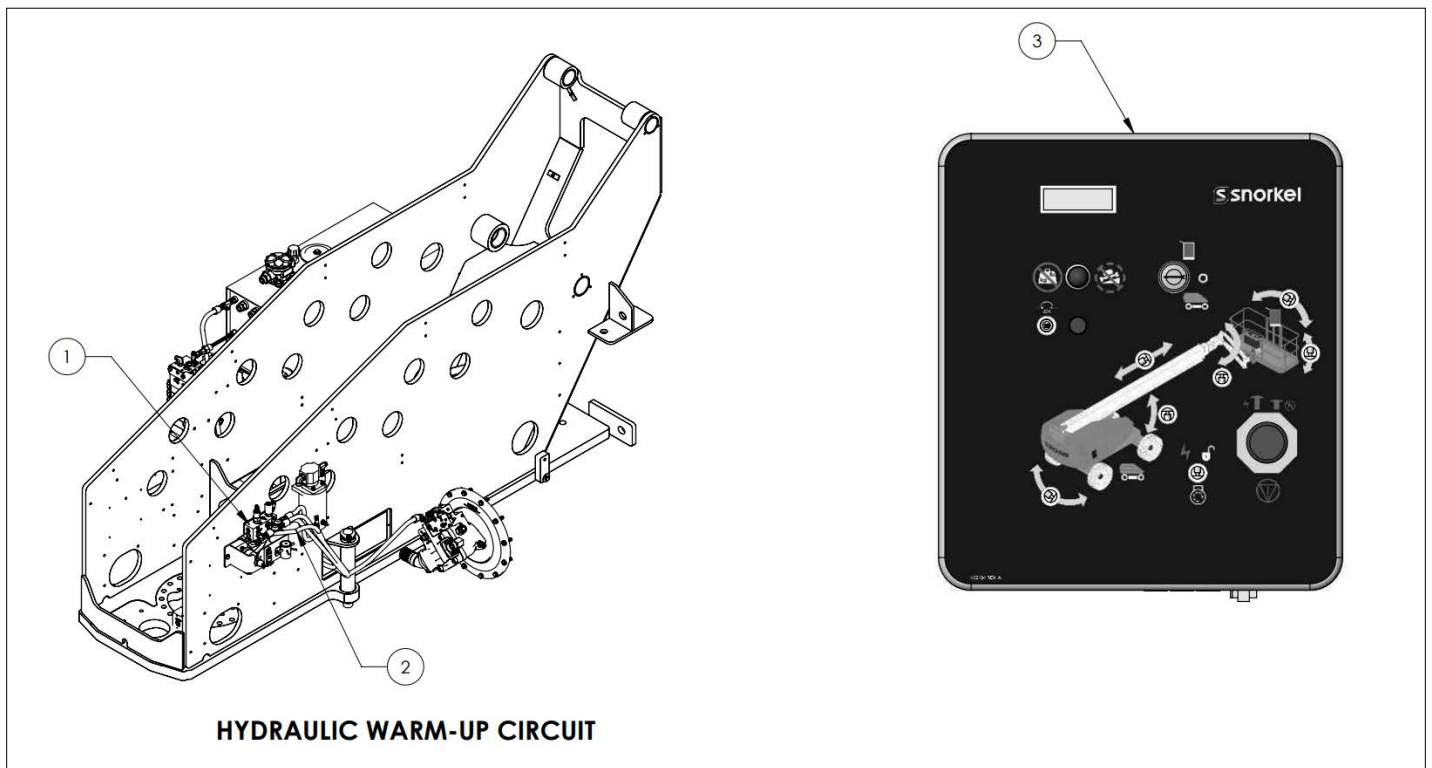
アイテム	部品番号	名前	数量	UOM
	1432901A	BATTERY BLANKET WARMER INSTALL		EA
1	3050102	BATTERY BLANKET WARMER	2	EA

OPTIONS



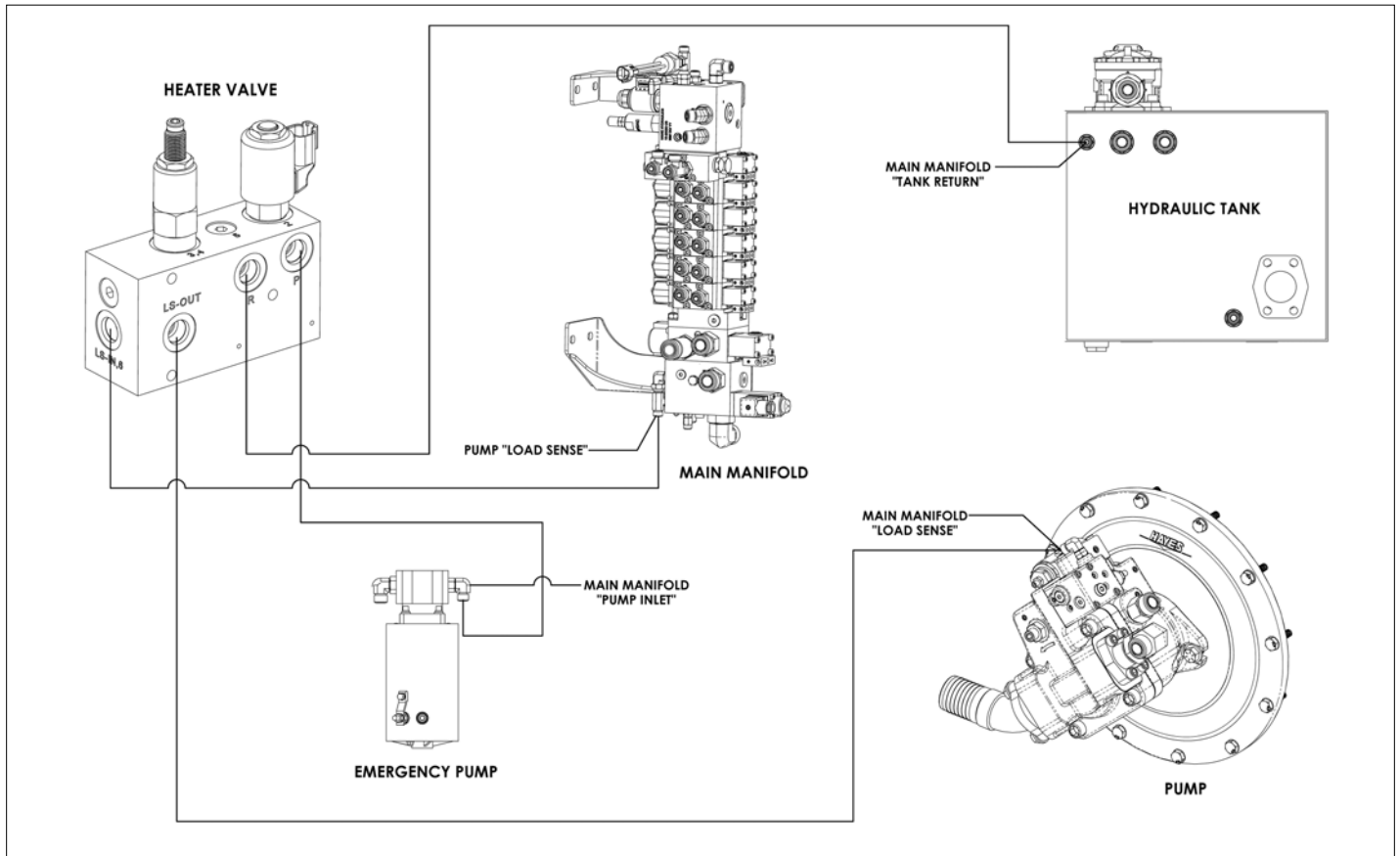
アイテム	部品番号	名前	数量	UOM
	1432840 B	HEATER VALVE 660SJ INSTALL		EA
1	1432700	HEATER VALVE	1	EA
2	511481 000	FTG, 90 ° , 6MORFF X 6MORB	5	EA
3	100432 009	Hyd Fitting Straight ORFS(06) SAE(06)	1	EA
4	1432841	BRACKET HEATER VALVE	1	EA
5	5563541	WASHER, FLAT, M6, STEEL, C10.9, YELLOW ZINC	3	EA
6	056058 070	Bolt, HexBolt DIN931 M6 x 70mm	3	EA
7	5563543	WSHR, FLAT M10 YL ZN GR 10.9	2	EA
8	056060 035	BOLTHEXBOLT DIN 931 M10 X 35MM 8.8 ZP	2	EA

OPTIONS

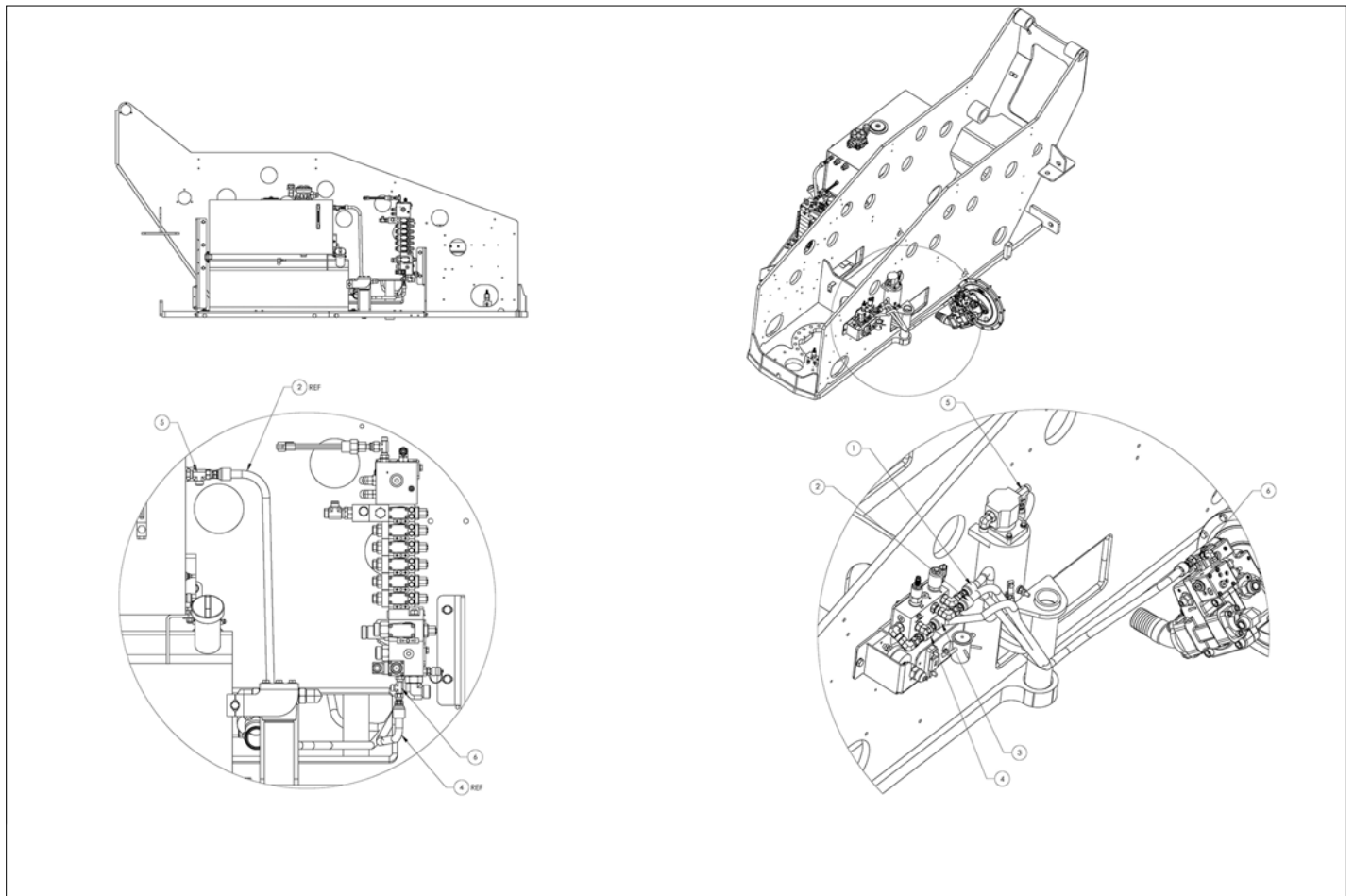


アイテム	部品番号	名前	数量	UOM
	1432913	HYDRAULIC WARM UP CIRCUIT INSTALL		EA
1	1432840	INSTALLATION, HEATER VALVE 660		EA
2	1432887	HEATER VALVE HYDRAULIC HOSE INATALL		EA
3	1432926	TOGGLE ELECTRICAL COLD WEATHER PACKAGE INSTALL		EA

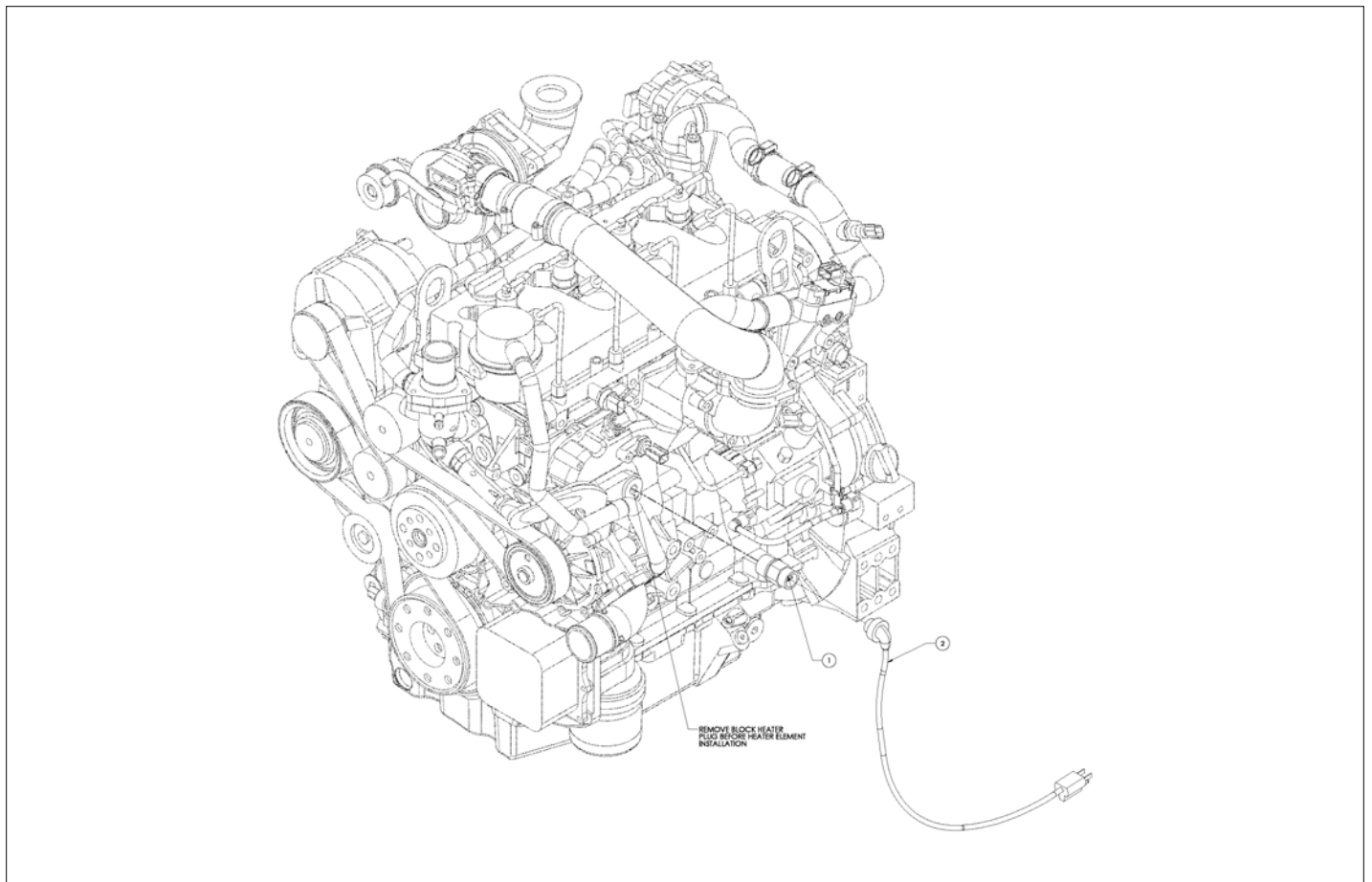
OPTIONS



アイテム	部品番号	名前	数量	UOM
	1432887	HEATER VALVE HYDRAULIC HOSE INATALL		EA
1	1432920	HOSE, HYDRAULIC HV	1	EA
2	1432921	HOSE, HYDRAULIC HV	1	EA
3	1432922	HOSE, HYDRAULIC HV	1	EA
4	1432923	HOSE, HYDRAULIC HV	1	EA
5	511356 000	FTG 6FORF 6MORF X 6MORF RUN TEE	2	EA
6	5033035	TEE RUN SWVL, 4FORRFS X 4FORFS X 4 MORFS	2	EA

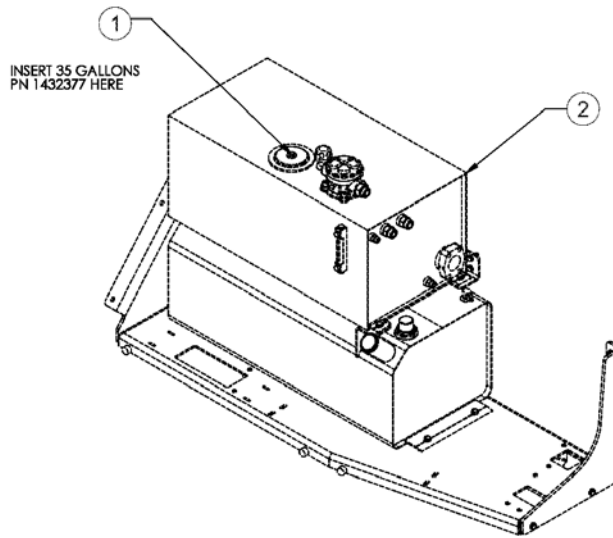


OPTIONS



アイテム	部品番号	名前	数量	UOM
	1432382A	BLOCK HEATER CUMMINS 2.8L INSTALL		EA
1	1432384	ENG BLOCK HEATER CUMMINS 2.8L	1	EA
2	1432385	HARNESS CMN ENG BLOCK HTR 2.8L	1	EA

OPTIONS



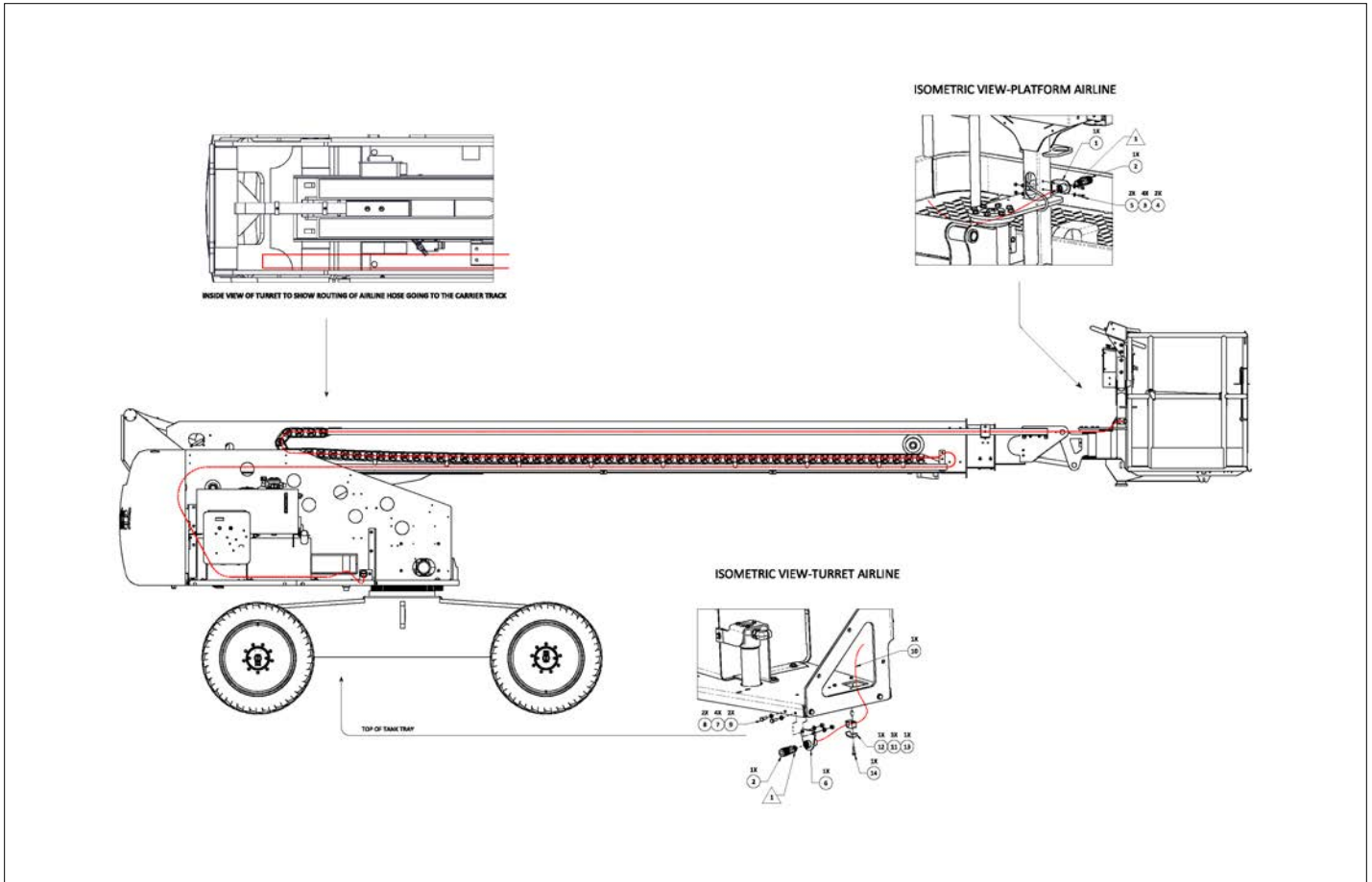
1
INSERT 35 GALLONS
PN 1432377 HERE

2

TO BE INSTALLED IN LIEU OF STANDARD OIL
ENSURE TANK IS EMPTY AND FITTINGS ARE TIGHT

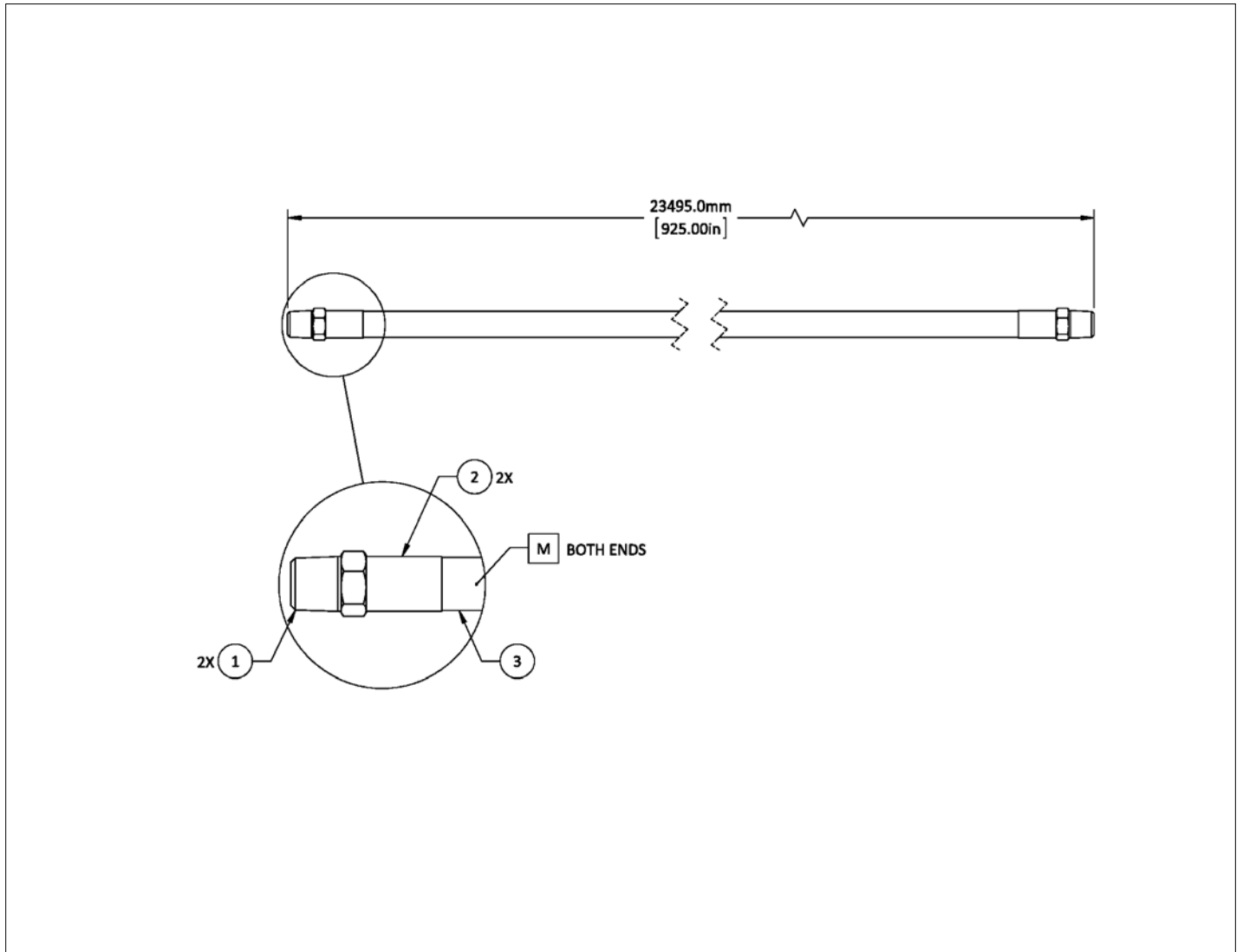
アイテム	部品番号	名前	数量	UOM
	1432376 A	BIODEGRADABLE OIL INSTALL		EA
1	1432377	OIL, DALUBE HYDRASAFE ISO 32 BIO	1	EA
2	1432175	HYDRAULIC TANK INSTALLATION	1	EA

OPTIONS



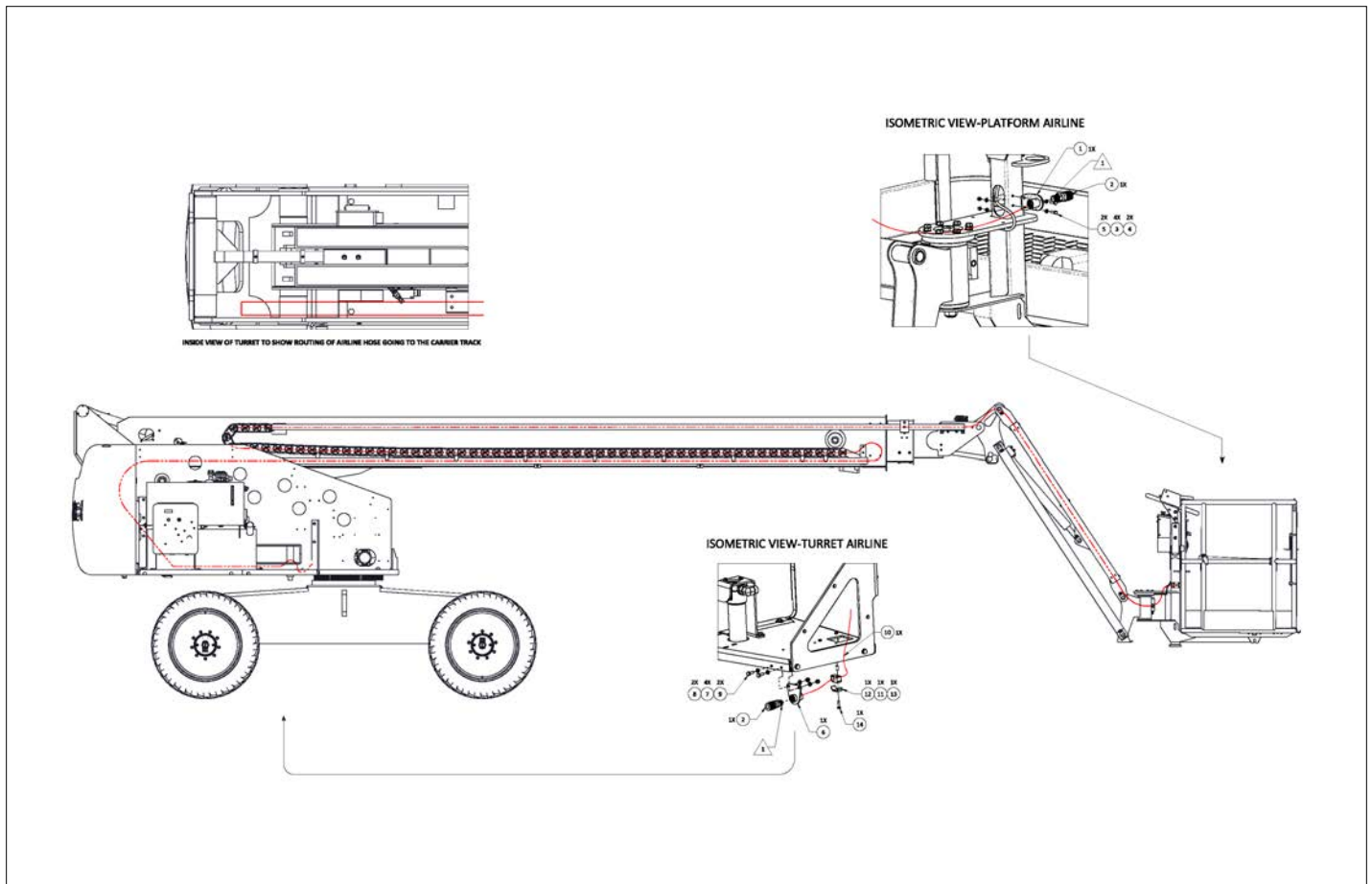
アイテム	部品番号	名前	数量	UOM
	1432449B	AIRLINE TO PLATFORM 600S INSTALL		EA
1	1432702	BRACKET AIRLINE PLATFORM	1	EA
2	5260040	FTG 8 NPTF QUICK DISCONNECT	2	EA
3	056069 006	WSHR STEELFLATWSHE M6 DIN125A	4	EA
4	056064 006	NUT NYLOCK DIN985 M6 10.0 ZP	2	EA
5	512630 020	HHCS M6 X X 20 G10.9 DIN 933	2	EA
6	1432698	BRACKET AIRLINE TURRET	1	EA
7	056069 008	WASHER, STEELFLATWASHER DIN12M8 FLAT WASHER DIN 125	4	EA
8	056064 008	NUT HEX M8 1.25 GR10.9 SELF LOCKING DIN 985	2	EA
9	510681 025	HHCS M8 X 1.25 X 25 GR10.9 DIN933	2	EA
10	1432705	HOSE AIRLINE TO PLATFORM	1	EA
11	11355 014	BODY CLAMP HYDAC 00264713	1	EA
12	11356 002	STIRRUP TUBE CLAMP #2, HYDAC	1	EA
13	11354 000	SLEEVE TUBE CLAMP	1	EA
14	512630 025	HHCS M6 X 1 X 25 GR 10.9 DIN 933	1	EA

OPTIONS



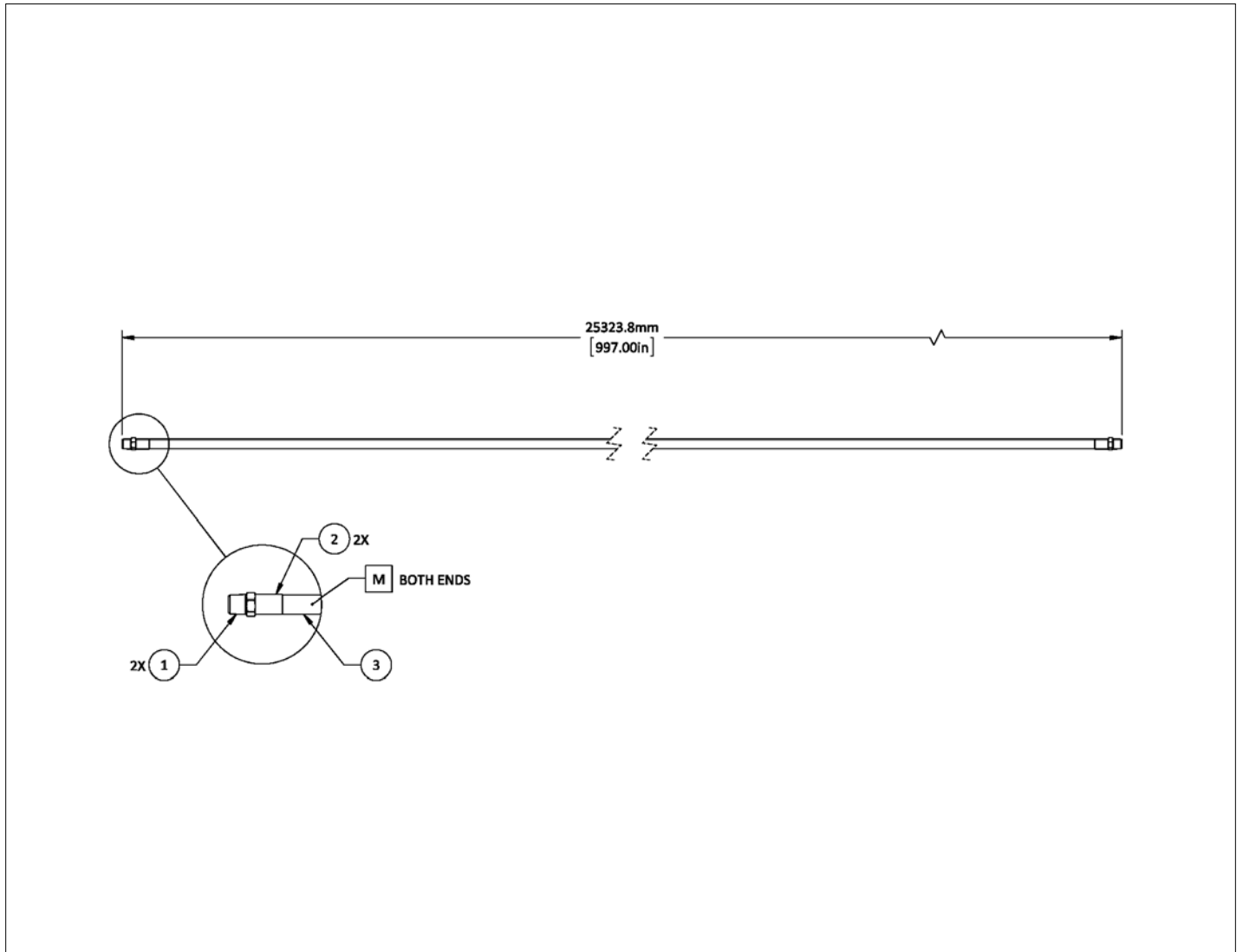
アイテム	部品番号	名前	数量	UOM
	1432450 A	AIR HOSE 600S ASSEMBLY		EA
1	5260038	BARB, SRT 1/4 NPT X 3/8 HOSE BARB, 125HBL 6 4	2	EA
2	5260039	COLLAR BRASS CRIMP, BFM687	2	EA
3	5240013	AIRHOSE, 600S	1	EA

OPTIONS



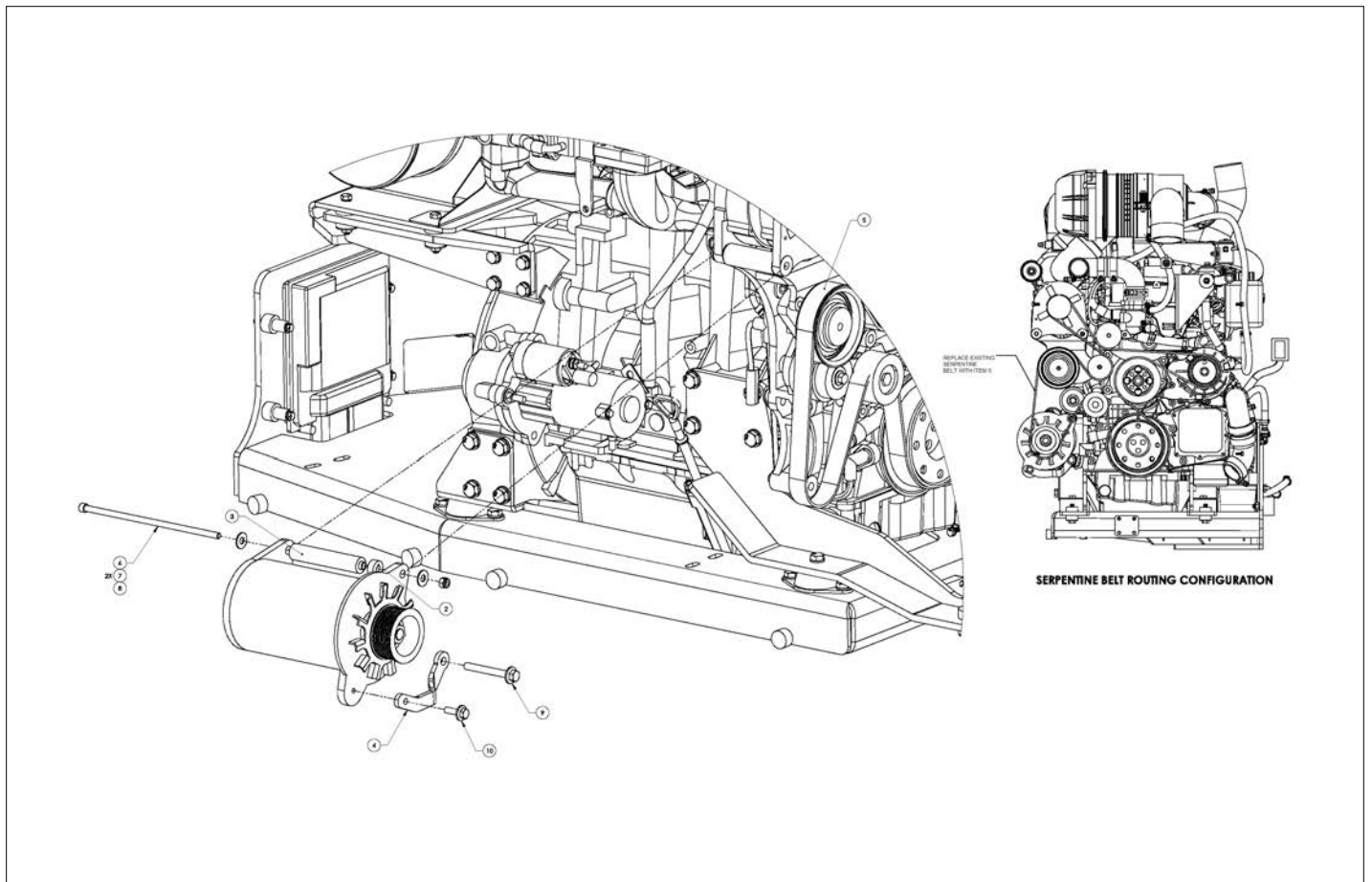
アイテム	部品番号	名前	数量	UOM
	1432190 B	AIRLINE TO PLATFORM 660SJ INSTALL		EA
1	1432702	BRACKET AIRLINE PLATFORM	1	EA
2	5260040	FTG 8 NPTF QUICK DISCONNECT	2	EA
3	056069 006	WSHR STEELFLATWSHE M6 DIN125A	4	EA
4	056064 006	NUT NYLOCK DIN985 M6 10.0 ZP	2	EA
5	512630 020	HHCS M6 X X 20 G10.9 DIN 933	2	EA
6	1432698	BRACKET AIRLINE TURRET	1	EA
7	056069 008	WASHER, STEELFLATWASHER DIN12M8 FLAT WASHER DIN 125	4	EA
8	056064 008	NUT HEX M8 1.25 GR10.9 SELF LOCKING DIN 985	2	EA
9	510681 025	HHCS M8 X 1.25 X 25 GR10.9 DIN933	2	EA
10	1432701	HOSE AIRLINE TO PLATFORM	1	EA
11	11355 014	BODY CLAMP HYDAC 00264713	1	EA
12	11356 002	STIRRUP TUBE CLAMP #2, HYDAC	1	EA
13	11354 000	SLEEVE TUBE CLAMP	1	EA
14	512630 025	HHCS M6 X 1 X 25 GR 10.9 DIN 933	1	EA

OPTIONS

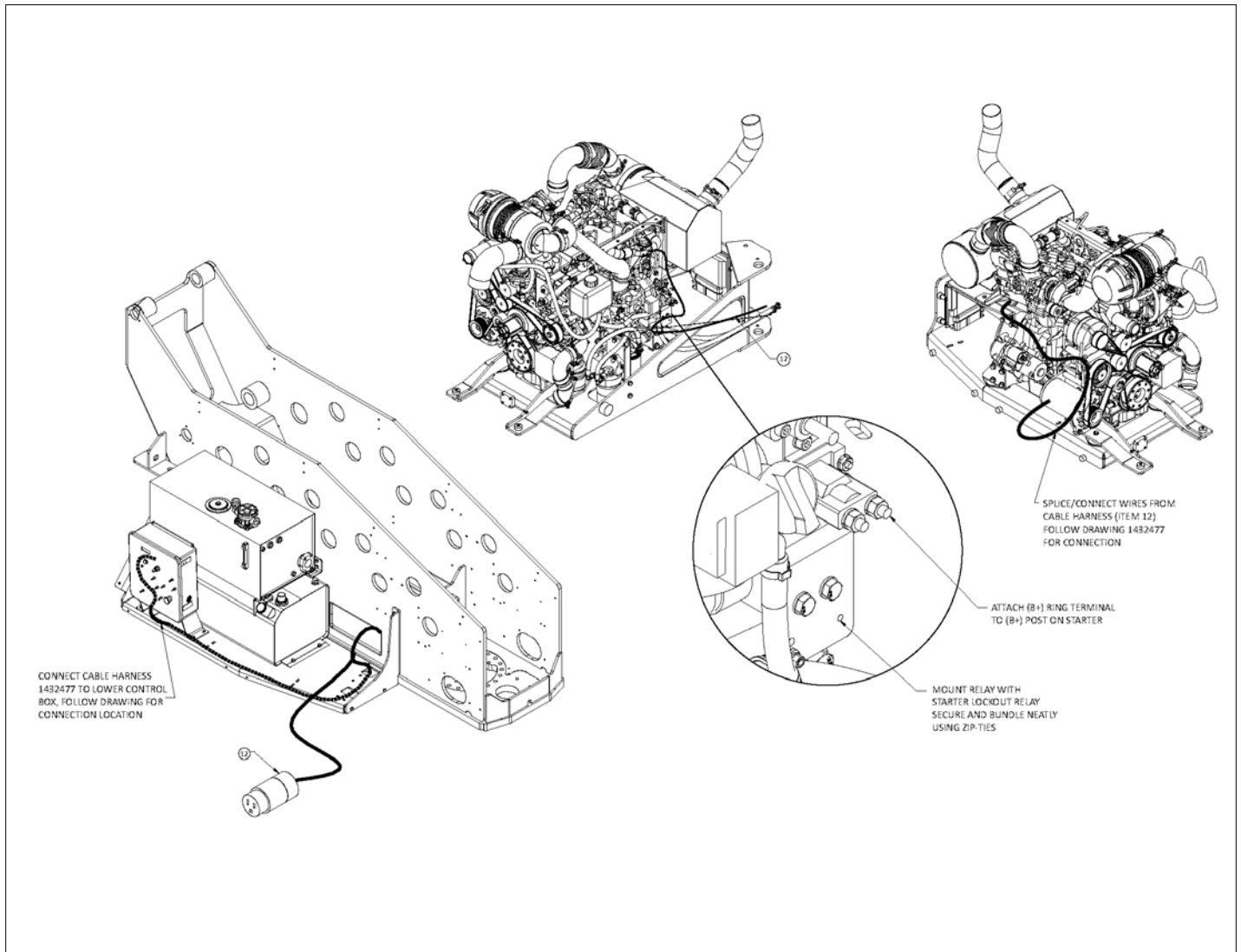


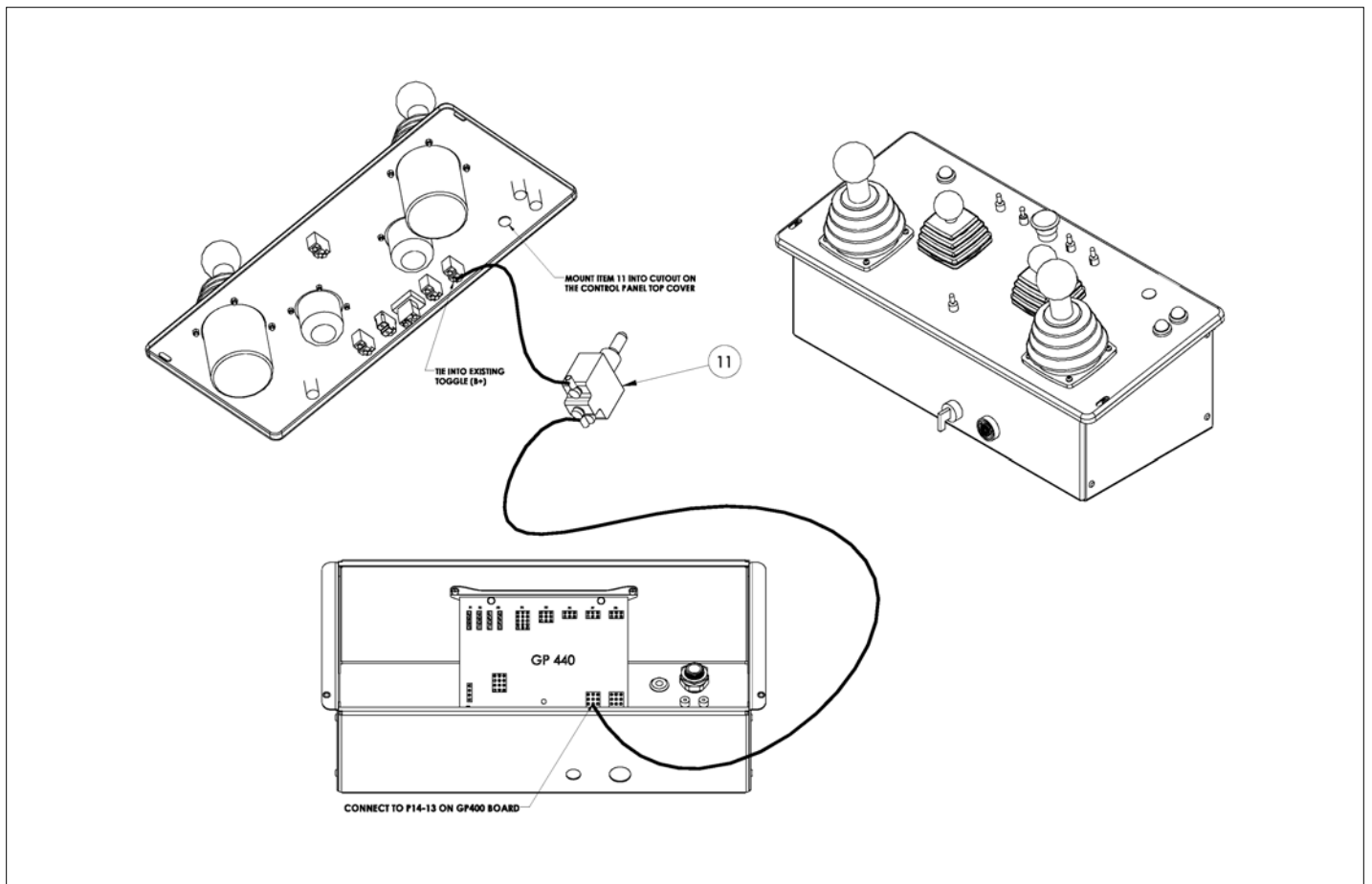
アイテム	部品番号	名前	数量	UOM
	1432195 A	AIR HOSE 660SJ ASSEMBLY		EA
1	5260038	BARB, SRT 1/4 NPT X 3/8 HOSE BARB, 125HBL 6 4	2	EA
2	5260039	COLLAR BRASS CRIMP, BFM687	2	EA
3	5240012	AIRHOSE, 660SJ	1	EA

OPTIONS

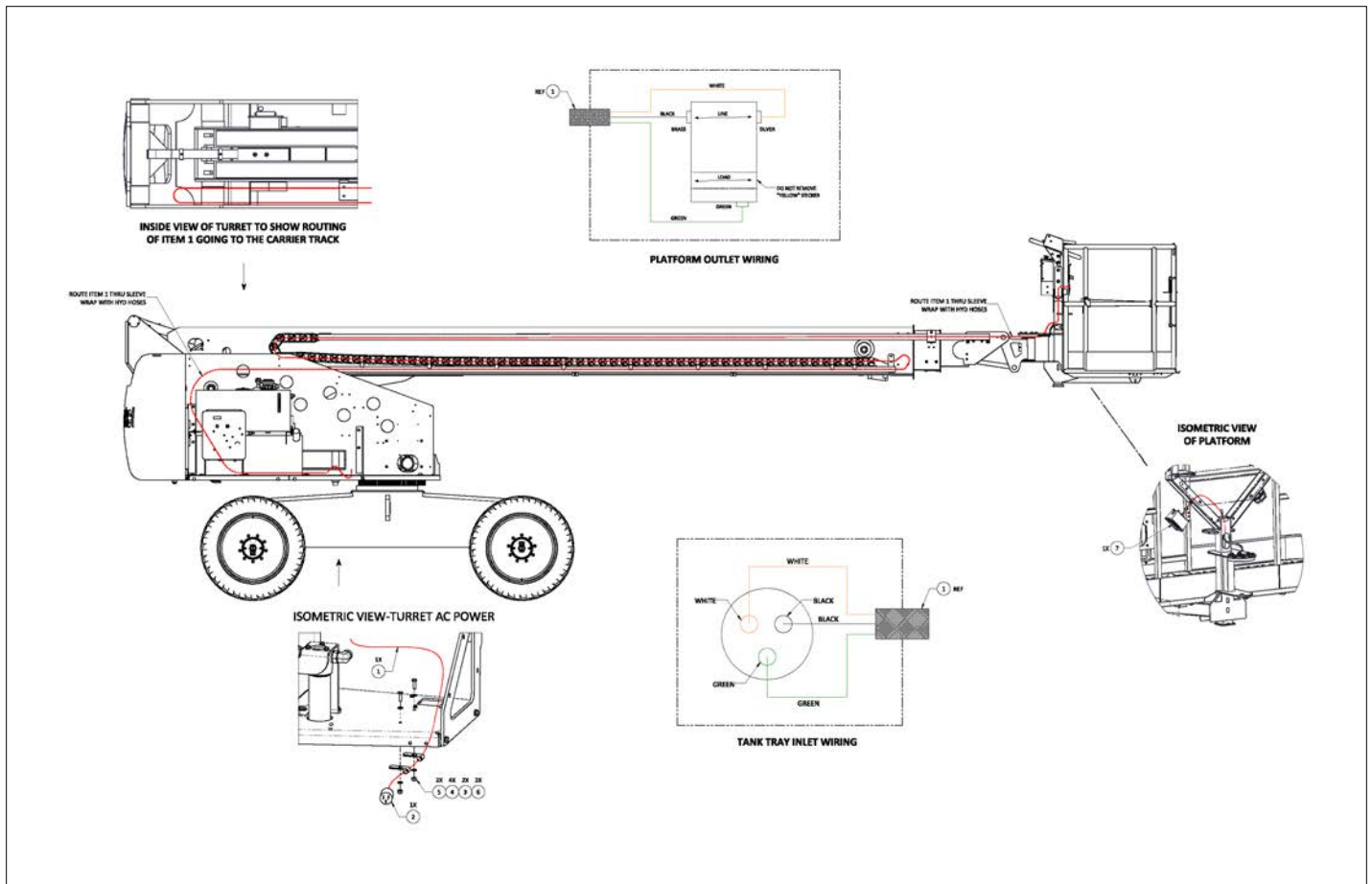


アイテム	部品番号	名前	数量	UOM
	1432447C	GENERATOR FABCO CUMMINS QSF2.8L INSTALL		EA
1	3087843	GENERATR 2KW FABCO PM 110 8GRV	1	EA
2	1432816	SPACER SHORT GEN 2KW	1	EA
3	1432815	SPACER LONG GEN 2KW	1	EA
4	1432814	BRACKET ARC GEN 2KW	1	EA
5	7631101	SERP BELT 101.57IN GEN FEAD	1	EA
6	5563809	BLT SHCS 5/16 18 X 9IN YZ GR8	1	EA
7	986269	WSHR FLAT .313	2	EA
8	5560031	NUT HEX LKG .313 18	2	EA
9	5563811	FLGHCS 3/8 16 X 3IN YZ GR8	1	EA
10	5563810	FLGHCS 5/16 18 X 1IN YZ GR8	1	EA
11	3220313	HARNESS GENRTR TGL SW SPST	1	EA
12	1432477	HARNESS GENRTR BLT DRV PM 110	1	EA



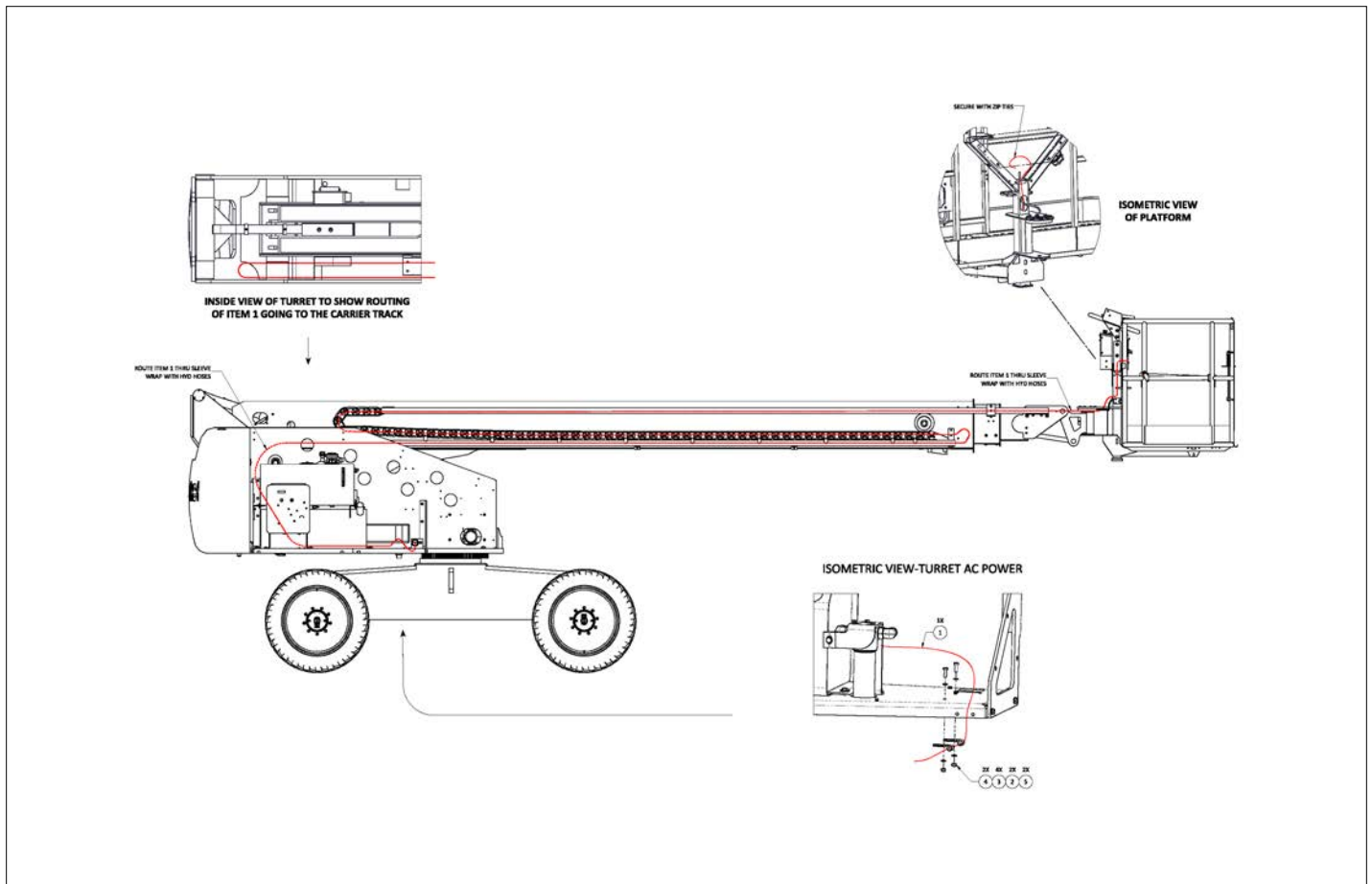


OPTIONS



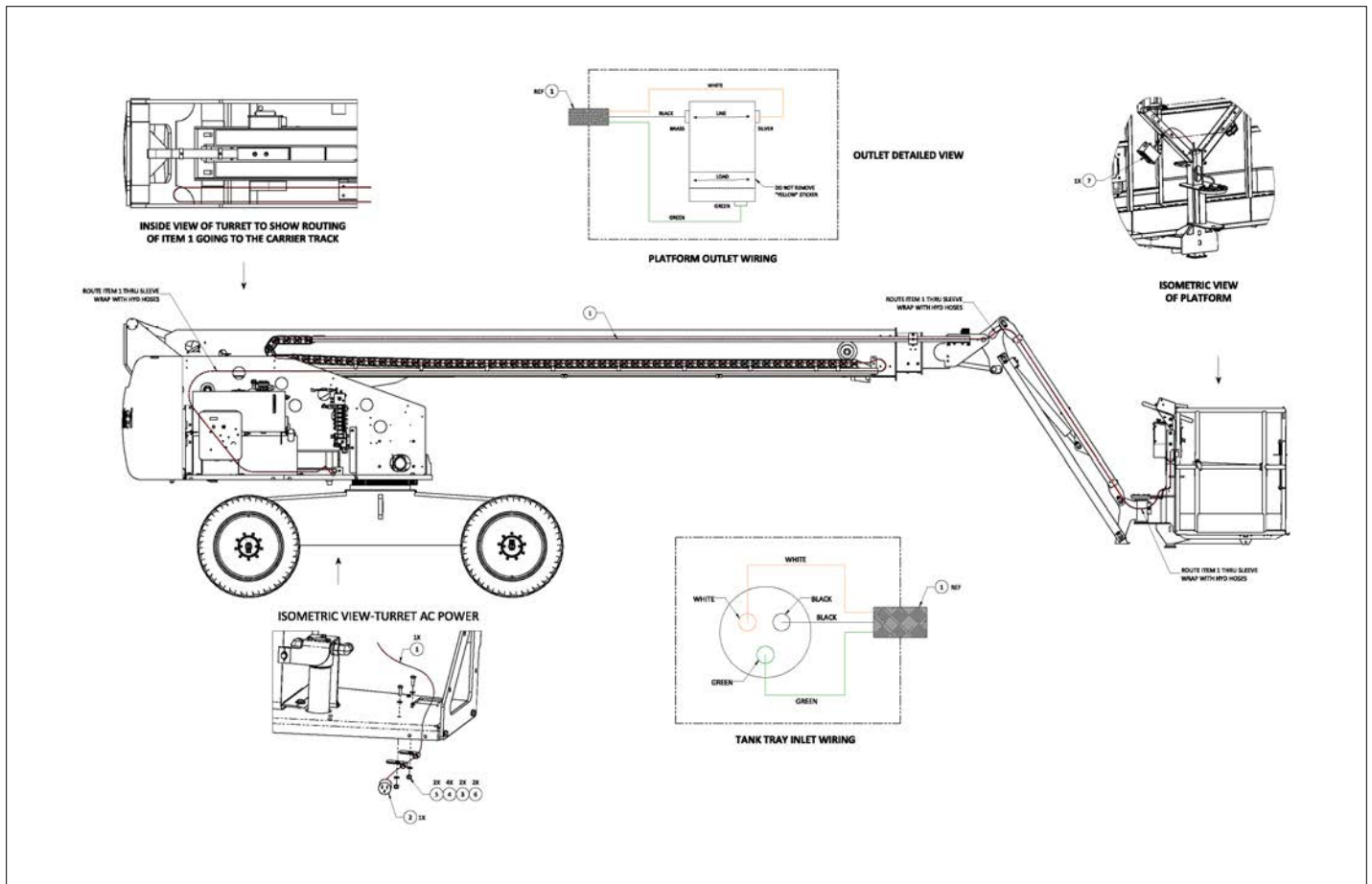
アイテム	部品番号	名前	数量	UOM
	1432451 B	AC POWER TO PLATFORM 600S INSTALL		EA
1	1432452	CABLE PTP 600S SOOW 12/3	1	EA
2	238396	PLUGMALE STR 15AMP 125V NYLON	1	EA
3	5093002	CLAMP .562 AEROQUIP HOSE SUPPORT	2	EA
4	056069 008	WASHER, STEELFLATWASHER DIN12M8 FLAT WASHER DIN 125	4	EA
5	056064 008	NUT HEX M8 1.25 GR10.9 SELF LOCKING DIN 985	2	EA
6	510681 025	HHCS M8 X 1.25 X 25 GR10.9 DIN933	2	EA
7	3069543	PWR OUTLET 110 VOLT	1	EA

OPTIONS



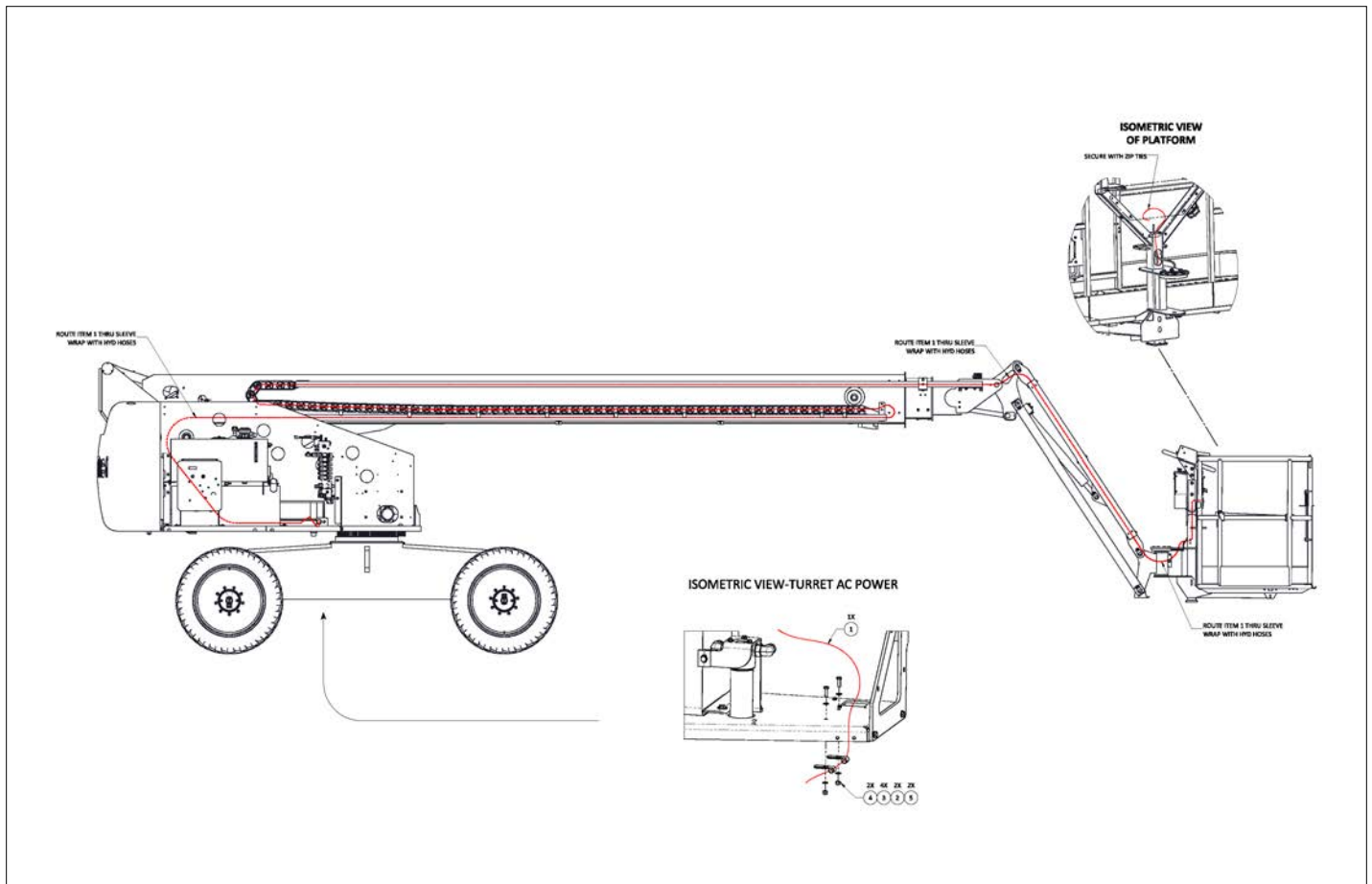
アイテム	部品番号	名前	数量	UOM
	1432558B	AC POWER TO PLATFORM EXPORT 600S INSTALL		EA
1	1432242	CABLE PTP 600SJ SOOW 12/3	1	EA
2	5093002	CLAMP .562 AEROQUIP HOSE SUPPORT	2	EA
3	056069 008	WASHER, STEELFLATWASHER DIN12M8 FLAT WASHER DIN 125	4	EA
4	056064 008	NUT HEX M8 1.25 GR10.9 SELF LOCKING DIN 985	2	EA
5	510681 025	HHCS M8 X 1.25 X 25 GR10.9 DIN933	2	EA

OPTIONS



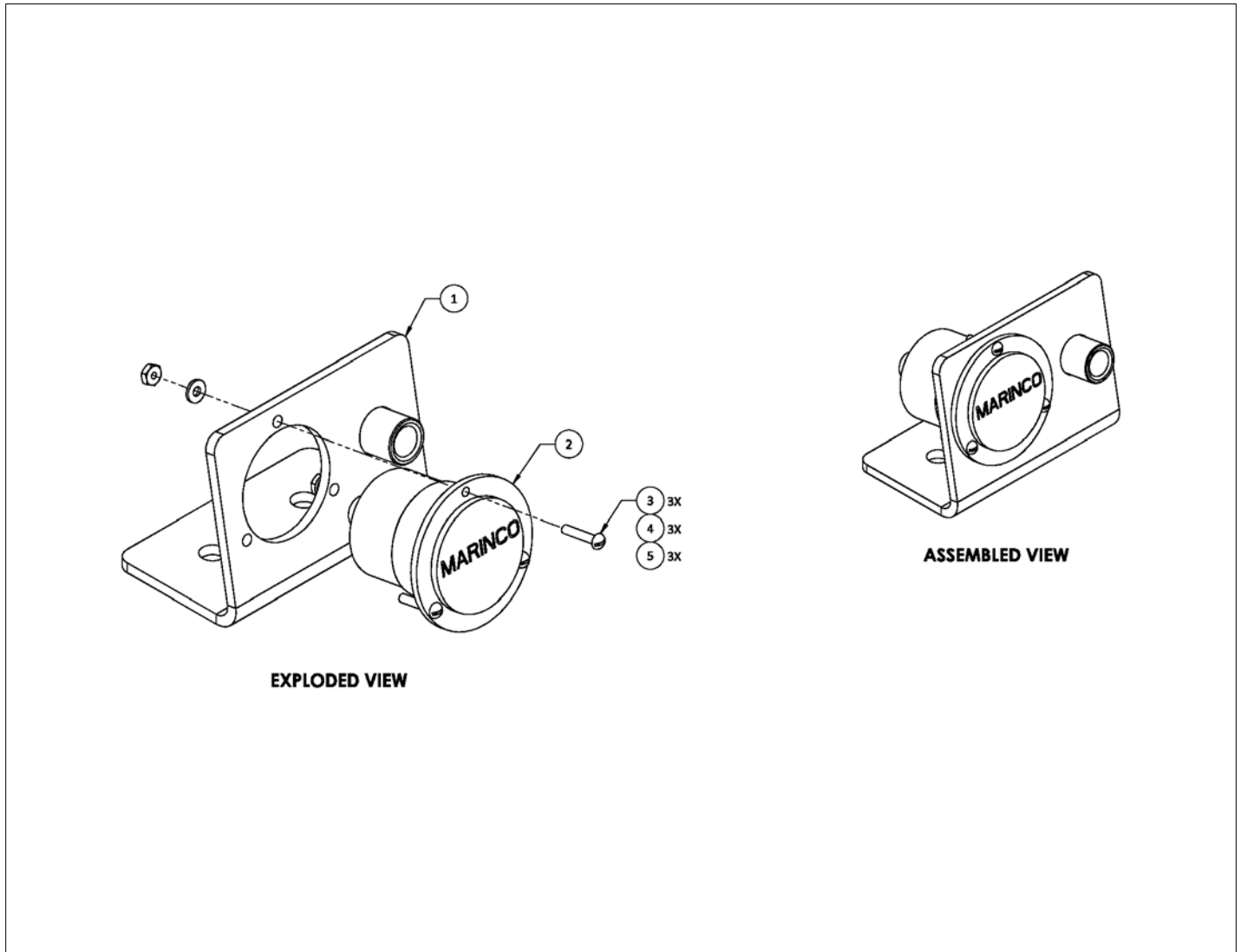
アイテム	部品番号	名前	数量	UOM
	1432189B	AC POWER TO PLATFORM DOMESTIC 660SJ INSTALL		EA
1	1432245	CABLE PTP 660SJSOOW 12/3	1	EA
2	3220342	PLUG MALE CONNECTOR 125VAC	1	EA
3	5093002	CLAMP .562 AEROQUIP HOSE SUPPORT	2	EA
4	056069 008	WASHER, STEELFLATWASHER DIN12M8 FLAT WASHER DIN 125	4	EA
5	056064 008	NUT HEX M8 1.25 GR10.9 SELF LOCKING DIN 985	2	EA
6	510681 025	HHCS M8 X 1.25 X 25 GR10.9 DIN933	2	EA
7	3069543	PWR OUTLET 110 VOLT	1	EA

OPTIONS



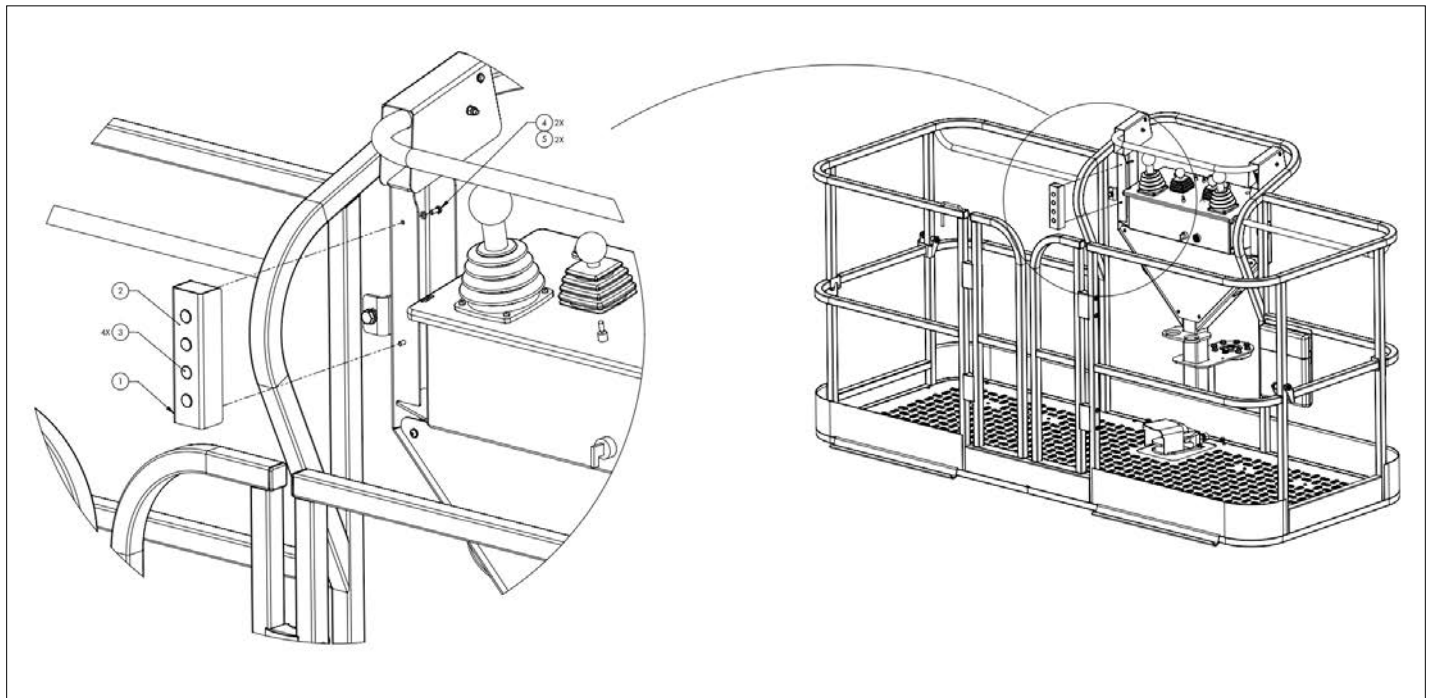
アイテム	部品番号	名前	数量	UOM
	1432556B	AC POWER TO PLATFORM EXPORT 660SJ INSTALL		EA
1	1432245	CABLE PTP 660SJSOOW 12/3	1	EA
2	5093002	CLAMP .562 AEROQUIP HOSE SUPPORT	2	EA
3	056069 008	WASHER, STEELFLATWASHER DIN12M8 FLAT WASHER DIN 125	4	EA
4	056064 008	NUT HEX M8 1.25 GR10.9 SELF LOCKING DIN 985	2	EA
5	510681 025	HHCS M8 X 1.25 X 25 GR10.9 DIN933	2	EA

OPTIONS



アイテム	部品番号	名前	数量	UOM
	1432192 A	110V RECEPTACLE ASSEMBLY		EA
1	1432077	WELDMENT, PTP/ATP	1	EA
2	3069521	INLET FLANGE	1	EA
	3069542	FRONT COVER FOR 3069521	1	EA
3	974279	SCR RHD 6 32 .750	3	EA
4	986159	WSHR FLAT 6	3	EA
5	5563782	6 32 UNC HEX NUT	3	EA

OPTIONS



アイテム	部品番号	名前	数量	UOM
	1432943	INSTALL AC SW INCLOSURE		EA
1	1432940	WELDMENT AUX OPTION ENCLOSURE	1	EA
2	1432939	DECAL 660 AUX OPTIONS	1	EA
3	5563889	PLUG PLASTIC SNAP IN ID.50"BLK	3	EA
4	5569987	BLT HEXHD M5 80 12MM	2	EA
5	056069 005	Washer SteelFlatWasher DIN125A	2	EA

Maintenance

Every person who maintains, inspects, tests or repairs the aerial platform must be qualified to do so. Maintenance functions must be performed by maintenance personnel who are qualified to work on the aerial platform.

Caution

Welding current can be very intense. Damage to electronic components can result. Connect the ground clamp as close as possible to the area being welded. Disconnect the battery cables and any microprocessors and engine control modules before welding on the machine.

If it becomes necessary to weld aerial platform components as a method of repair, take all precautions to prevent damage to electronic circuitry and devices on the machine. This includes, but may not be limited to, disconnecting battery cables and electronic devices.

Do not modify this aerial platform without prior written consent of the Snorkel Engineering Department. Modification may void the warranty, adversely affect stability or affect the operational characteristics of the aerial platform.

Maintenance Schedules

Snorkel has established a preventative maintenance schedule to detect any defective, damaged or improperly secured parts and provide information regarding lubrication and other minor maintenance items.

This schedule includes the following:

- Daily Prestart Inspection
- Frequent Inspection and Maintenance – Every 90 Days or 150 Hours
- Annual Maintenance – Every 500 Hours

The Daily Prestart Inspection must be performed by a trained operation. All other maintenance and inspection must be performed by a trained service technician only. Retain a copy of these forms for your records.

All placards and decals on the machine must be in place and legible. Use the Placards and Decals parts page in the Repair Parts section of this manual to check these placards and decals.

Snorkel recommends that you make additional copies of the preventative inspection and maintenance checklists for your use in performing these inspections.

Warning

The potential for accident increases when operating an aerial platform that is damaged or malfunctioning. Death or serious injury can result from such accidents. Do not operate the aerial platform if it is damaged or malfunctioning.

Repair all defects before returning the machine to service.

General Information

The parts drawings located in the Repair Parts section are designed for use as a guide for proper disassembly of the machine and components, as well as, for parts replacement.

Danger

Hydraulic fluid escaping under pressure can have enough force to inject fluid into the flesh. Serious infection or reaction will result if medical treatment is not given immediately. In case of injury by escaping hydraulic fluid, seek medical attention at once.

Always refer to the hydraulic system installation drawings and the electrical wiring diagram before removing or disassembling associated parts.

When disassembling or reassembling components, complete the procedural step in sequence. Do not partially disassemble or assemble one part, then start on another. Always check your work to assure that nothing has been overlooked.

Keep the following in mind when disassembling or assembling the machine.

- Always be conscious of weight.
- Never attempt to lift heavy objects without the aid of a mechanical device.
- Do not allow heavy object to rest in an unstable condition.
- Always make sure the work platform is in the stowed position, blocked or the weight removed by a suitable lifting device before removing any components from the machine.
- When raising a portion of the machine, be sure that adequate blocking is properly positioned. Do not depend solely on the lifting device to hold and secure weight.
- If a part resists removal, check to see if all fasteners, electrical wiring, hydraulic lines, etc., have been removed or that other parts are not interfering.

Parts should be thoroughly inspected before restoring to service at the time of reassembly. Burrs, nicks or scratches may be removed from machines surfaces by honing or polishing with a #600 crocus cloth, followed by a thorough cleaning with an approved cleaning solvent, and blown dry with compressed air. Do not alter the contour of any part. If this operation does not restore the part to a serviceable condition, replace the part.

Replace all o-rings, seals and gaskets at reassembly. Use new roll pins or cotter pins. Dip all packing rings and seals in hydraulic oil before reassembling in cylinder and manifolds. Replace any part having imperfect threads. In general, machines that have been disassembled can be reassembled by reversing the order of disassembly.

The service life of a machine can be increased by keeping dirt and foreign materials out of the vital components. Shields, covers, seals and filters help to keep air and oil supplies clean. However, these items must be maintained on a scheduled basis in order to function properly.

Clean surrounding areas, as well as the opening and fittings before disconnecting air or oil lines. As soon as a line or component is disconnected, cap or cover all openings to prevent the entry of dirt or foreign materials.

New parts should remain in their container until they are ready to be used.

Clearly mark or tag hydraulic lines and electrical wiring connections when disconnecting or removing them from the machine. This will assure that they are correctly reinstalled.

Proper assembly is critical to the successful rebuilding of any machine. Carefully, inspect any parts which are to be reused. If in doubt, replace.

“Safety First” is a good slogan.

Replace any guards and protective devices that have been removed to carry out maintenance and repair work.

Daily Prestart Inspection

Item	Inspect For	Ok
Operator's Manual	In place, all pages readable and intact	
Engine		
Oil level	Between full and add marks	
Coolant	Proper fluid level	
Radiator	Cap tight, good condition and clean	
Fuel tank and line	Tank full, cap in place and tight/ no leaks	
Electrical System		
Battery	Condition and charged for proper operation	
Battery fluid level and terminals	Proper level/clean, connectors tight	
Cables and wiring harness	No wear or physical damage	
Hydraulic System		
Fluid level	Between full and add marks	
Hose, tubes and fittings	No leaks	
Cold weather warm-up kit	Proper operation	
Tires	Good condition	
Wheels	All wheel lug nuts present and properly torqued	
Lower Control Station		
Operating controls	Proper operation	
Emergency stop and emergency power	Shuts off lower controls/proper operation	
Level Sensor	Sounds tilt alarm	
Flashing Light	Proper operation	
All Motion Alarm	Sounds when machine is operated and/or driven	
Structures		
Weldments – Chassis, turntable, booms, platform, etc.	Welds intact, no damage or deformation – whiffle bracket straight	
Slide pads	In place, no damage or deformation	
Fasteners	In place and tight	
Wire ropes	No deformation or broken strands	
Upper Control Station		
Guardrail system and lanyard anchors	Welds intact, no damage or deformation	
Operating controls – Boom functions, drive, brakes, etc.	Proper operation	
Emergency stop and emergency power	Shuts off upper controls/proper operation	
Horn	Sounds when activated	
Snorkel Guard	Proper operation	
Placards and Decals	In place and readable	

Performed by: _____ Date: _____

Frequent Inspection and Maintenance – Every 90 Days or 150 Hours

Item	Procedure	Information	OK
Chassis			
Structural	Check for damage and cracked welds		
Steering cylinder snap rings	Verify that all fasteners are in place and are tight		
Oscillating axle lock cylinders and fasteners	Verify that all fasteners are in place		
Steering linkage	Check for proper operation		
Tires	Check for wear and damage		
Hydraulic tubes and hoses	Check for leaks, wear, and damage		
Drive motor brake	Check for proper operation		
Torque drive and steer wheel lug nuts per placard on wheel	Torque lug bolts/nuts to proper value on machine placard	Front: 180 to 200 ft lb Rear: 180 to 200 ft lb	
Right drive motors	Check for leaks		
Left drive motors	Check for leaks		
Tie-down and lifting lugs	Check for damage and cracked welds		
Decals and placards	Check for damage and readability Order replacements as necessary		
Turntable			
Structural	Check for damage and cracked welds		
Torque turntable top bolts	Torque to proper value	380 ft lbs	
Torque turntable bottom bolts	Torque to proper value	240 ft lbs	
Hydraulic tubes and hoses	Check for leaks, wear, and damage		
Centerpost	Check for leaks, wear, and damage		
Centerpost mounting bolts	Verify that all fasteners are in place and are tight		
Lift cylinder pin caps and tie wire	Verify that all fasteners are in place and are tight		
Lift cylinder and holding valve	Check for leaks, wear, damage, and for proper operation		
Master level cylinder pin caps and tie wire	Verify that all fasteners are in place and are tight		
Master level cylinder and holding valves	Check for leaks, wear, damage, and for proper operation		
Emergency bleed down valve	Check for proper operation		
Cowling	Check for wear/damage and that fasteners are in place and are tight		
Wire harness	Check for wear/damage and that fasteners are in place and are tight		
Rotation brake	Check for proper operation		
Rotation backlash	Check for wear and damage		
Operator's Manual	Proper manual in document holder		
System pressure	Check maximum system pressure	4,900 – 5,000 psi	
Decals and placards	Check for damage and readability Order replacements as necessary		

Frequent Inspection and Maintenance – Every 90 Days or 150 Hours

Item	Procedure	Information	OK
Lower Controls			
Control switch in the lower controls position	Check for proper operation	With selector in the lower controls position, upper controls do not work	
Station selector switch in the upper controls position	Check for proper operation	With selector in the upper controls position, lower controls do not work	
Engine Start – Stop	Check for proper operation		
Throttle High – Low	Check for proper operation		
Turntable CW – CCW	Check for proper operation		
Boom elevation Up – Down	Check for proper operation		
Boom Extend – Retract	Check for proper operation		
Jib Up – Down 660SJ Only	Check for proper operation		
Platform level Up – Down	Check for proper operation		
Platform rotation CW – CCW	Check for proper operation		
Emergency power, all functions	Check for proper operation		
Emergency stop	Check for proper operation		
Booms			
Structural	Check for damage and cracked welds		
Lift cylinder pin caps and tie wire	Verify that all fasteners are in place and are tight		
Hydraulic tubes and hoses	Check for leaks, wear, and damage		
Extension cylinder pin caps and bolt retainer	Verify that all fasteners are in place and are tight		
Extension cylinder and holding valve	Check for leaks, wear, damage, and for proper operation		
Jib boom pin caps and snap rings 660SJ Only	Verify that all fasteners are in place and properly installed		
Jib cylinder pin caps and snap rings 660SJ Only	Verify that all fasteners are in place and properly installed		
Jib cylinder and holding valve 660SJ Only	Check for leaks, wear, damage, and for proper operation		
Slave level cylinder pin caps and tie wire	Verify that all fasteners are in place and are tight		
Slave level cylinder and holding valves	Check for leaks, wear, damage, and for proper operation		
Hose carrier tube and support	Check for residue buildup/proper operation		
Plastic hose track	Check for wear and damage		
Electrical wires	Check for wear and damage		
Decals and placards	Check for damage and readability Order replacements as necessary		
Extension System			
Sheaves and wire rope anchors	Check for wear and damage		
Wire ropes	Check for wear and damage		
Cables	Check for proper installation		
Cables	Properly tensioned		
Whiffle bracket	Check for proper installation	Bracket should be straight	

Frequent Inspection and Maintenance – Every 90 Days or 150 Hours

Item	Procedure	Information	OK
Platform			
Structural	Check for damage and cracked welds		
Entry Gate	Check for proper operation		
Hydraulic tubes and hoses	Check for leaks, wear, and damage		
Slave level cylinder pin caps and tie wire	Verify that all fasteners are in place and are tight		
Slave level cylinder holding valves	Check for leaks, wear, damage, and for proper operation		
Decals and placards	Check for damage and readability Order replacements as necessary		
Upper Control Station			
Foot switch	Check for proper operation	Functions should be operational when foot switch is engaged	
Engine Start – Stop	Check for proper operation		
Throttle High – Low	Check for proper operation		
Turntable CW – CCW	Check for proper operation		
Boom elevation Up – Down	Check for proper operation		
Boom Extend – Retract	Check for proper operation		
Jib Up – Down 660SJ Only	Check for proper operation		
Platform level Up – Down	Check for proper operation		
Platform rotation CW – CCW	Check for proper operation		
Drive speed	Boom up and/or extended Low – 0.75 mph	0.75 mph = 100 ft in 86 to 96 sec	
	Boom down and retracted High – 3.5 mph	3.5 mph = 100 ft in 18 to 21 sec	
Drive range – boom stowed	Check for proper operation	Slow speed only with boom raised	
Engine choke – gas engine only	Check for proper operation		
Emergency power, all functions	Check for proper operation		
Emergency stop	Check for proper operation		
Horn	Check for proper operation		
Gradual start to stop lift/swing/ drive controls	Check for proper operation		
Speed limit switch	Check for proper operation		
Tilt alarm	Check for proper operation	5° NonCE/3.5° CE	
110 volt AC power to platform	Check for proper operation		
Hydraulic Oil Reservoir			
Filler/breather cap and tank	Check for wear/securely fasten		
Hydraulic fluid level	Check for proper level	Dexron III ATF	
Hydraulic filter	Replace after the first 50 hours, every 90 days or 150 hours thereafter Inspect filter for foreign matter that could indicate component wear		

Frequent Inspection and Maintenance – Every 90 Days or 150 Hours

Item	Procedure	Information	OK
Engine			
Charging system	Check for proper operation		
Air filter	Check for wear and damage		
Hour meter	Check for proper operation		
Belts and hoses	Check for wear and damage		
Hydraulic pump	Check for proper operation		
Battery terminals	Clean terminals and check cable condition		
Battery voltage	Check for proper voltage		
Indicator gauges	Check for wear/damage and proper operation		
Engine oil	Check for wear and damage/level	Between add and full	
Engine coolant	Check level	Between add and full	
Engine Start – Stop	Check for proper operation		
Electric throttle	Check for proper operation		
Electric choke, if equipped	Check for proper operation		
Engine governor setting	Check for proper operation		
Platform Rotator			
Structural	Check for damage and cracked welds		
Hydraulic rotator actuator	Check for leaks, wear, and damage		
Platform rotation holding valve	Check for proper operation		
Mounting bolts and pin caps	Verify that all fasteners are in place and are tight		
Options			
110 volt AC generator	Check for proper operation		
220 volt AC generator	Check for proper operation		
Dual fuel system	Check condition and for proper operation		
LP gas system and control	Check condition and for proper operation		
Drive motion alarm	Check for proper operation		
Flashing light	Check for proper operation		
Cold weather start kit – diesel only	Check for proper operation		
Hydraulic system cold weather warm up kit	Check for proper operation		
Driving lights	Check for proper operation		
Platform work lights	Check for proper operation		
Platform control cover	Check condition and for proper operation		
Sandblast protection kit	Check for proper operation		
Airline to platform	Check for proper operation		
Spark arrestor muffler – Deutz only	Check for wear and damage		
Platform welder	Check condition and for proper operation		
Platform glazier package	Check condition and for proper operation		
Optional platform	Verify that all fasteners are in place and are tight		

Frequent Maintenance – Every 90 Days or 150 Hours

Item	Procedure	Information	OK
Daily maintenance	Perform maintenance as per schedule	Retain copy of checklist	
Preventive inspection maintenance checklist	Perform inspection, complete form	Retain copy of checklist	
Placards and decals inspection	Inspect using drawing and parts listing in Section 1 – Repair Parts Manual	Replace any missing or unreadable decals/placards	
Door hinges and latches	Lubricate	SAE 10W oil or spray lubricant	
Rotation bearing	Lubricate	Extreme Pressure Grease Above 10° F NLGI Grade 2 Below 10° F NLGI Grade 1	
Rotation bearing teeth and pinion	Lubricate	Open Gear Lubricant ASTM D 445	
Tie rods	Lubricate	Extreme Pressure Grease Above 10° F NLGI Grade 2 Below 10° F NLGI Grade 1	
Gear hubs	Check fluid level, fill if low	SAE Grade 80W-90	
Swing drive	Check fluid level, fill if low	SAE Grade 80W-90	
Platform rotator	Refill if disassembled for repairs	Consult factory	
Platform controller	Check smooth operation/speeds		
Batteries	Check specific gravity	1.260/1.275 at 80° F (26° C)	
Hydraulic return filter	Check condition	Replace if dirty	
Engine rpm	Check for proper engine rpm	See engine owner's manual	
Engine oil and filter	Replace per engine owner's manual	See engine owner's manual	
Engine fuel filter	Check condition	Replace every 6 months or if dirty	

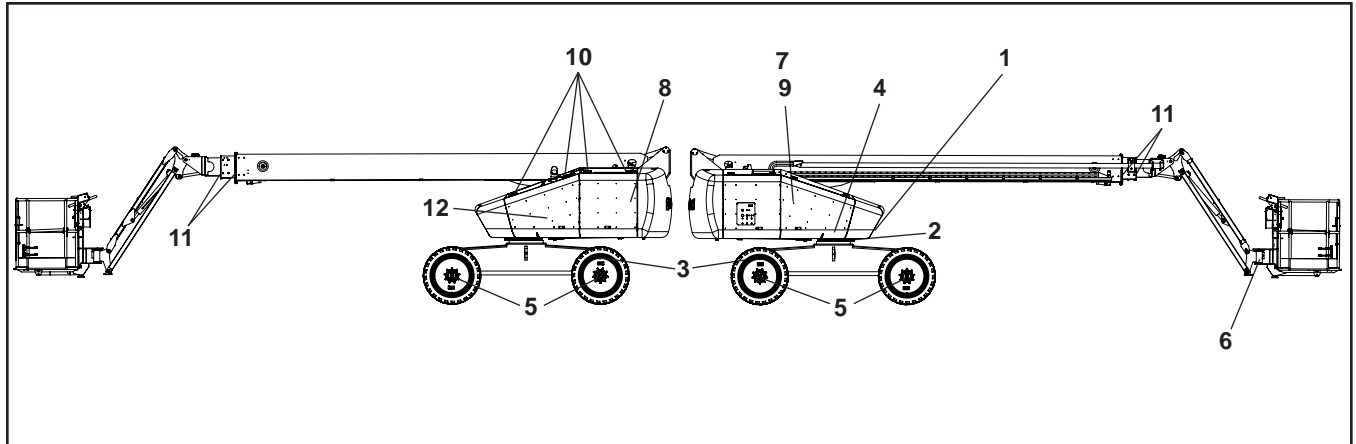
Performed by: _____ Date: _____

Annual Maintenance – Every 500 Hours

Item	Procedure	Information	OK
90 day or 150 hour maintenance	Perform maintenance per schedule	Retain copy of checklist	
Hydraulic oil reservoir	Clean and replace fluid	Dexron III ATF	
Hydraulic return filter	Replace	After first 50 hours, then at recommended interval	
Hydraulic high pressure filter	Clean and reinstall		
Hydraulic pressures	Pump setting	Standby pressure: 300 psi	
	Function pressures	Boom up: 2,900 – 3,000 psi	
		Boom down: 1,750 – 1,850 psi	
		Steer: 1,100 – 1,200 psi	
		Level: 2,800 – 2,950 psi	
		Extend/Retract: 2,850 – 2,950 psi	
Swing: 1,450 – 1,550 psi			
Gear hubs	Replace fluid	SAE Grade 80W-90	
Swing drive	Replace fluid	SAE Grade 80W-90	
Engine coolant	Check condition	See engine owner's manual	

Performed by: _____ Date: _____

Lubrication Points



Lubrication

Specific lubricants as recommended by Snorkel, should be used in maintaining the unit. If in doubt regarding the use of lubricants other than those listed, contact Snorkel Customer Service Department for evaluation and recommendation.

Refer to the above lubrication illustration to locate component item numbers.

Service all fittings as indicated on the Frequent Maintenance schedule and lubrication illustration. Wipe away all excess lubricant from exposed surfaces. Over lubrication can collect dirt and foreign matter which acts as an abrasive. Lubrication of accessory equipment should be in accordance with the manufacturer's recommendations.

Rotation Bearing

Rotation bearing – Item 1. Pressure gun lubricate bearing at recommended interval using lubricant as outlined in the maintenance schedule. Rotate while lubricating. The lubrication fitting is located on the turntable below the lower controls.

Rotation Gear Teeth and Pinion

Rotation gear teeth and pinion – Item 2. Gear teeth and gear box pinion should be lubricated with a spray-on type open gear lubricant.

Tie Rods

Tie rods – Item 3. Lubricate at recommended interval using lubricant as outlined in the maintenance schedule.

Swing Drive

Swing drive – Item 4. To check oil level, remove check plug located on the side of the gear box. Unit is full if oil is level with bottom of fill hole or just starts to run out.

Gear Hubs

Gear hubs – Item 5. To check and fill Gear hubs:

1. Rotate wheel until bottom of filler/drain plug is about 1 inch above horizontal centerline.
2. Remove plug with drive ratchet and extension.

3. Fill until lubricant is level with bottom of fill hole.

Note

Do not overfill gear hubs as they are not vented and need air space for expansion of oil to prevent damage to hubs.

Platform Rotator

Platform Rotator – Item 6. Platform rotators will require lubrication only if disassembled for repairs. Consult factory for proper lubricant if replacement of platform rotator is required.

Hydraulic Oil Reservoir

Hydraulic oil reservoir – Item 7. The fluid level should be kept between the full and add marks on the sight gauge and should be checked with the machine in the stowed position.

The interior of the reservoir should be wiped out and cleaned each time the hydraulic oil is changed. The reservoir filler/breather cap should be removed and the cap strainer cleaned with Kerosene, fuel oil, or other solvent at this time.

It is absolutely necessary that only new, clean hydraulic oil is added.

Note

If it becomes necessary to add or use an oil other than the recommended fluid, it is important that it be compatible and equivalent to the factory fill. Local oil suppliers can generally furnish this information.

If questions still remain, contact Snorkel Customer Service Department for further information.

Engine

Engine – Item 8. Refer to the engine manufacturer's instruction manual or consult your local engine service representative if engine adjustments or repairs are needed. The engine must be operated in accordance with manufacturer's instructions and serviced at recommended intervals.

Hydraulic Oil Return Filter

Return filter – Item 9. The hydraulic oil return filter is mounted inside of the hydraulic oil reservoir.

The filter element is a throw-away type filter and should be changed after the initial break-in period (approximately 50 hours operation time).

The filter may be equipped with a hydraulic pressure gauge to indicate the filter element condition. A by-pass relief within the filter base is provided and is set to by-pass at 25 psi. If pressure readings are above 25 psi, the filter should be changed.

The filter condition should be checked at the 90 day or 150 hour Preventive Inspection Maintenance interval or more frequently under extreme working conditions.

The filter condition indicator is accurate only when the engine is running at maximum rpm and pump is discharging maximum flow, which occurs only during full speed driving. This requires that the indicator be observed while the unit is in motion, booms fully retracted and in stowed position, drive range switch in “LO” position, and drive controller fully forward. Oil temperature should be at least 90° F (32° C).

Warning

Use extreme caution while observing the condition indicator because of the motion of the drive wheels. The condition indicator is best observed from outside of the tract of the vehicle wheels to avoid possible personal injury or machine damage.

When changing the filter element, the oil inside of the filter element, should be examined for deposits of metal cuttings, which is present, could indicate excessive wear in some of the system components.

Door Hinges and Latches

Door hinges and latches – Item 10. After lubricating, remove any excess lubricant or over spray so it will not collect dirt or debris.

Slide Pads

Slide pads – Item 11. Check slide pads for excessive wear and replace as required. Slide pads do not require lubrication.

Batteries

Batteries – Item 12. Batteries will have longer life if the water level is maintained and they are kept charged. The engine will have better starting characteristics with a fully charged battery. In cold weather the battery should be maintained at full charge to keep from freezing. An extremely low or dead battery can freeze in cold weather. Make sure connections are clean and tight.

Make sure charging equipment is operating properly.

Danger

Lead-acid batteries produce flammable and explosive gases. Never allow smoking, flames or sparks around batteries. Lead-acid batteries contain sulfuric acid which will damage eyes or skin on contact. When working around batteries, always wear a face shield to avoid acid in eyes.

If acid contacts eyes, flush immediately with clear water and get medical attention. Wear rubber gloves and protective clothing to keep acid off skin, if acid contacts skin, wash off immediately with clear water.

Battery Care and Maintenance





The following information about battery care and maintenance was supplied by Interstate Batteries and is reprinted here with their permission.

1. New batteries need to be cycled several times before reaching full capacity (20-50 cycles, depending on type). Usage should be limited during this period.
2. Always recharge batteries fully, immediately after use. Batteries perform best when they are fully charged. More capacity and longer life will result from this practice.
3. The deeper the discharge, the fewer number of cycles a lead-acid battery will deliver. Deep discharges deteriorate the battery quicker than lighter shallow cycles.
4. Battery cables should be intact and connectors kept tight at all times. Systematic inspection is recommended.
5. Batteries should be kept clean – free of dirt and corrosion – at all times. Always keep the top of batteries clean. A film on top of the battery can cause the current to migrate between the posts, accelerating self discharge.
6. A fully charged battery will give you the best and longest service. Be sure the batteries are fully charged before testing or using. A fully charged battery, without a drain or load, after the surface charge has dissipated, is 6.35 volts for a 6 volt battery.
7. Batteries should not be discharged below 20% of capacity (approximately 1.8 volts per cell under normal operating load; 1.98 volts open circuit; 1.145 specific gravity). Proper battery sizing will help avoid excessive discharge.
8. Battery chargers should be sized to fully charge batteries in an eight hour period. Chargers should be kept in proper operating condition.
9. Do not use a mismatched charger of any type; i.e., a 12 volt charger on a 24 volt pack or a 24 volt charger on a 12 volt pack. An undersized charger will never

get the job done, no matter how long it tries. An oversized charger will cause excess gassing and heat that could possibly result in a battery meltdown and/or explosion.

10. Never charge a lead-acid battery with a sealed (gel cell) battery charger. The lead-acid battery needs higher voltage to finish its charge. Without it the battery will never come back to 100% and sulfation can occur.
11. Always allow batteries to cool off after charging. The cooling time is very important because heat is generated during the recharge and discharge cycles. Without the cooling time the heat grows, accelerating grid corrosion which is one of the major causes of battery failure. Charging practice should enable batteries to cool before use.
12. Deep cycle batteries need to be equalized periodically. Equalizing is an extended, low current charge performed after the normal charge cycle. It helps keep cells in balance. Actively used batteries should be equalized once per week. Manually timed chargers should have the charge time extended approximately 3 hours. Automatically controlled chargers should be unplugged and reconnected after completing a charge cycle.
13. In situations where multiple batteries are connected in series, parallel or series-parallel, a replacement battery's should be of the same size, age and usage level as the companion batteries. Do not put a new battery in a pack that has 50 or more cycles. Either replace all the batteries with new batteries or install a good used battery's in place of the bad. New batteries should be given a full charge before use.
14. Periodic battery testing is an important preventative maintenance procedure. Hydrometer readings of each cell (fully charged) give an indication of balance and true charge level. Imbalance could mean the need for equalizing and is often a sign of improper charging or a bad cell. Voltage checks (open circuit, charged and discharged) can locate a bad cell or weak battery. Load testing will pick out a bad cell when other methods fail. The point is to look for the abnormal. A weak cell or battery will cause premature failure of companion cells or batteries respectively.
15. As batteries age, their maintenance requirements change, Generally their specific gravity is higher and gassing voltage goes up. This means longer charging time and/or higher finish rate (higher amperage at the end of charge). Usually, older batteries need to be watered more often and their capacity decreases.
16. "Opportunity charging", a short partial charge during an extended duty cycle, is a controversial subject. Generally, the practice is a "crutch" to make up for undersized batteries. The correct approach is to install adequate battery capacity. If this is impossible because of lack of space in the battery compartment or extreme operating conditions (24 hour intermittent use, as an example), "opportunity charging" is better than excessive battery discharging. However, the practice can cause batteries to overheat, require more watering and usually will shorten battery life. "Opportunity charging" is a trade off; something to avoid if possible. One charging cycle per day is preferable.
17. Extreme temperatures can substantially affect battery performance and charging. Cold reduces battery capacity and retards charging. Heat increases water usage and can result in overcharging. Very high temperature can cause "thermal run away" which may lead to an explosion or fire. If extreme temperature is an unavoidable part of an application, consult a battery/charger specialist about ways to deal with the problem.
18. An overly discharged battery might need to be cycled a few times before it can recover fully. If a battery begins to heat before coming up to a full charge, it might be necessary to discharge the battery and recharge it a few times. The charge and discharge cycle might help the current acceptance of the battery and facilitate its recovery to a usable condition.
19. Inactivity can be harmful to deep cycle batteries. If they sit for several months, a "boost" charge should be given – more frequently in warm climate (about once a month) than in cold (every 2-3 months).
20. Never store a battery in a discharged state. The sulfate that forms during discharge can make the battery impossible to recharge fully.

Fastener Torque Chart

Bolt Grade	SAE Grade 1 or 2	SAE Grade 5	SAE Grade 6	SAE Grade 8
Marking				
Definition	Indeterminate Quality	Minimum Commercial Quality	Medium Commercial Quality	Best Commercial Quality
Material	Low Carbon Steel	Medium Carbon Steel Tempered	Medium Carbon Steel Quenched and Tempered	Medium Carbon Alloy Steel Quenched and Tempered
Minimum Tensile Strength	64,000 psi.	105,000 psi	133,000 psi.	150,000 psi
Bolt Size	Recommended Torque Value (ft lbs)			
1/4	5	7	10	10.5
5/16	9	14	19	22
3/8	15	25	34	37
7/16	24	40	55	60
1/2	37	60	85	92
9/16	53	88	120	132
5/8	74	120	167	180
3/4	120	200	280	296
7/8	190	302	440	473
1	282	466	660	714

Torque chart information:

- Consult manufacturers' specific recommendations, when available.
- The chart may be used with both coarse and fine thread fasteners lightly lubricated.
- Increase torque by 20% when multiple tapered tooth (shake proof) lock washers are used.
- The torque values are given in foot-pounds.
- Inch/pound equivalent may be obtained by multiplying by 12.

Fastener Torque Chart – Metric System

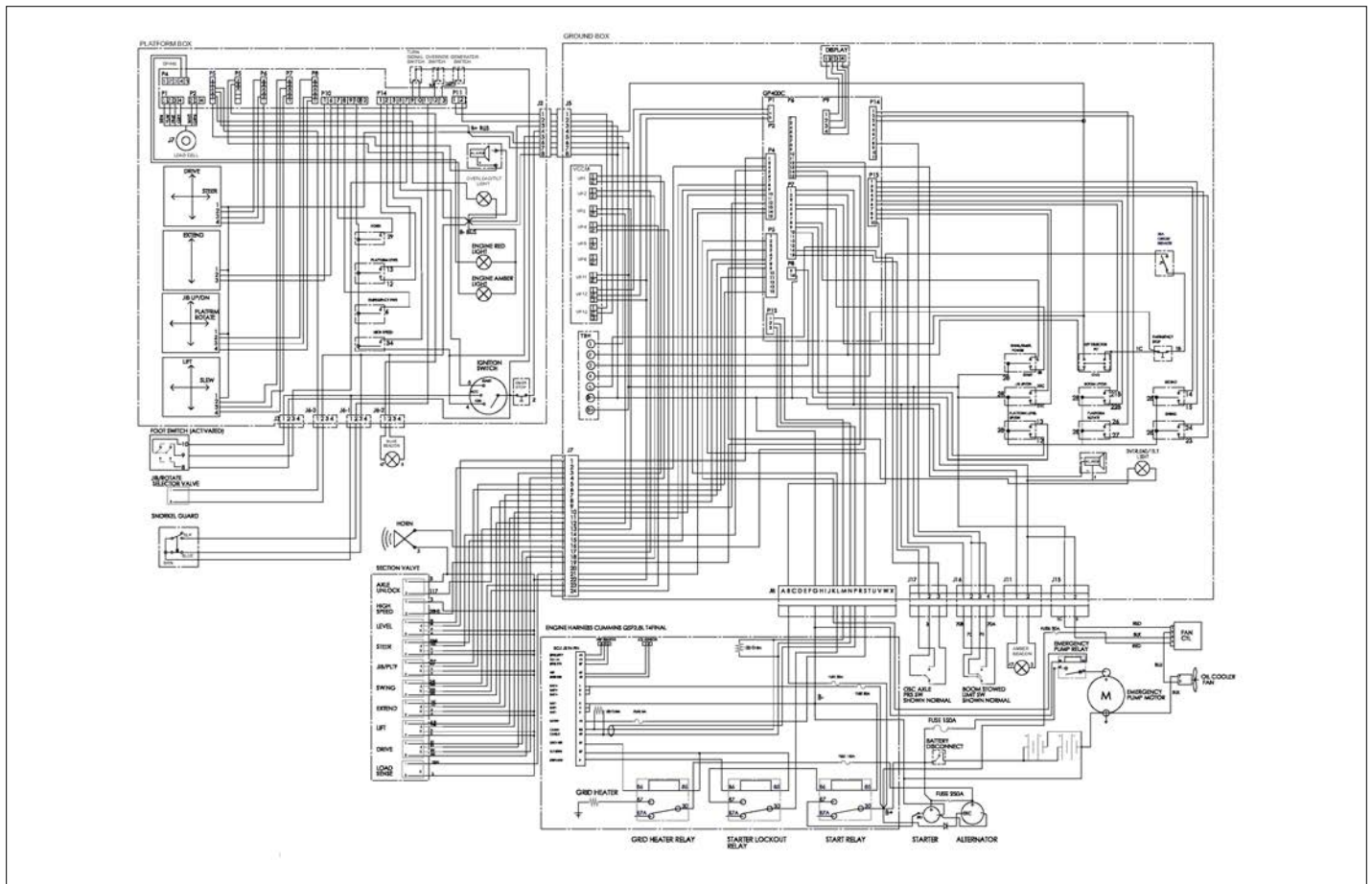
Capscrew Size	Grade 8.8					Grade 10.9				
	In-LBS Dry	In-LBS Lubed	FT-LBS Dry	FT-LBS Lubed	Clamp Load (lb)	In-LBS Dry	In-LBS Lubed	FT-LBS Dry	FT-LBS Lubed	Clamp Load (lb)
M4 - 0.7	27	20			861	36	24			1,173
M5 - 0.8	55	41			1,394	72	60			1,895
M6 - 1.0	93	70			1,971	132	96			2,686
M8 - 1.25	228	168	19	14	3,591	312	228			4,889
M8 - 1.0	240	180	20	15	3,844	336	252			5,232
M10 - 1.5			37	28	5,693			51	38	7,744
M10 - 1.25			39	30	6,008			54	41	8,171
M12 - 1.75			65	49	8,273			89	66	11,257
M12 - 1.25			71	53	9,037			96	72	12,297
M14 - 2.0			103	77	11,285			140	107	15,354
M14 - 1.5			114	85	12,263			155	114	16,691
M16 - 2.0			162	122	15,404			221	166	20,963
M16 - 1.5			173	129	16,388			236	177	22,311
M18 - 2.5			222	167	19,423			235	176	
M18 - 1.5										
M20 - 2.5			317	236	24,042			428	321	32,720
M20 - 1.5			350	262	26,695			479	358	36,316
M22 - 2.5			428	321	30,651			452	339	
M22 - 1.5										
M24 - 3.0			546	409	34,642			745	557	47,141
M24 - 2.0			594	446	37,676			811	605	51,277
M27 - 3.0			796	597	45,039			1,084	811	61,292
M27 - 2.0			863	645	58,785			1,173	848	66,226
M30 - 3.5			1084	811	55,054			1,475	1106	74,915
M30 - 3.0			1121	841	56,908			1,527	1143	77,444
M30 - 2.0			1202	900	60,932			1,630	1224	82,917

Rev D

Torque chart information:

- Consult manufacturers' specific recommendations, when available.
- The chart may be used with both coarse and fine thread fasteners lightly lubricated.
- Increase torque by 20% when multiple tapered tooth (shake proof) lock washers are used.
- Foot/pound equivalent may be obtained by dividing by 12.
- Inch/pound equivalent may be obtained by multiplying by 12.
- Newton/meter equivalent may be obtained by multiplying inch/pound by 0.1130.
- Newton/meter equivalent may be obtained by multiplying foot/pound by 1.3558.

SCHEMATICS



アイテム	部品番号	名前	数量	UOM
Not Shown	1432223 B	ELECTRICAL SCHEMATIC CUMMINS		EA

GP400C I/O ALLOCATIONS			"660" CUMMINS T4 ENGINE (CAN)			GP440 I/O ALLOCATIONS			"660" CUMMINS T4 ENGINE (CAN)			VCCM		
REV				VEHICLE NAME		REV				VEHICLE NUMBER 13				
	P1-1	CAN1H	VCCM-P12-1											
	P1-2	CAN1L	VCCM-P12-2											
	P1-3	GND	VCCM-P12-3											
24	P12-1	CAN2 H	ENGINE ECU CAN H				P1-1	+5VOLTS	LOAD CELL #1					
24	P12-2	CAN2 L	ENGINE ECU CAN L				P1-2	DIFF. +	BRN					
16	P12-3	CAN2 GND	CAN 2 GND				P1-3	DIFF. -	YLW					
	P4-1	HIGH SIDE PWM OUTPUT	PLATFORM LEVEL UP				P1-4	GND	PNK					
	P4-4	HIGH SIDE PWM OUTPUT	PLATFORM LEVEL DOWN				P2-2	DIFF. +	GRY					
	P4-5	HIGH SIDE PWM OUTPUT	STEER RIGHT				P2-3	DIFF. -	WHT					
32	P4-7	HIGH SIDE PWM OUTPUT	SNORKEL GUARD BLUE FLASHING LIGHT				P11-1	CANH VCCM-P13-1	LOAD CELL #3					
	P4-8	HIGH SIDE PWM OUTPUT	BOOM LIFT DOWN			2	P11-2	CANL VCCM-P13-2	WHT					
	P4-9	HIGH SIDE PWM OUTPUT	STEER LEFT						GRN					
	P4-10	HIGH SIDE PWM OUTPUT	BOOM LIFT UP						JOYSTICK#1					
19	P4-12	SAFE HIGH PWM OUTPUT	AXLE OSCILLATE VALVE (ENERGIZED=NO LOCK)			10	P6-1	ANALOG INPUT	DRIVE					
	P4-13	SAFE HIGH SIDE OUTPUT	STARTER RELAY			10	P6-2	ANALOG INPUT	STEER					
	P4-14	SAFE HIGH SIDE OUTPUT	LOAD SENSE DUMP VALVE			10	P6-6	GND	GND					
	P4-15	SAFE HIGH SIDE OUTPUT	BRAKE RELEASE VALVE						JOYSTICK#2					
	P5-2	HIGH SIDE 2A OUTPUT	EMERGENCY POWER RELAY			10	P7-1	ANALOG INPUT	LIFT					
	P5-3	HIGH SIDE 2A OUTPUT	HOURLY METER			10	P7-2	ANALOG INPUT	SWING					
30	P5-5	HIGH SIDE 2A OUTPUT	IGNITION (KEY SWITCH INPUT TO ENGINE ECU)			10	P7-6	GND	GND					
41	P5-6	HIGH SIDE 2A OUTPUT	GENERATOR (OUTPUT TO RELAY)						JOYSTICK#3					
	P5-7	HIGH SIDE PWM OUTPUT	BOOM RETRACT			10	P8-1	ANALOG INPUT	JIB					
	P5-8	HIGH SIDE PWM OUTPUT	BOOM EXTEND			10	P8-2	ANALOG INPUT	PLATFORM ROTATE					
40	P5-9	HIGH SIDE 2A OUTPUT	TILT/OVERLOAD LAMP			10	P8-6	GND	GND					
4	P5-11	HIGH SIDE PWM OUTPUT	JIB DOWN/PLATFORM ROTATE CW			6	P5-1	HIGH SIDE 2A OUTPUT	UPPER ALARM					
4	P5-15	HIGH SIDE PWM OUTPUT	JIB UP/PLATFORM ROTATE CCW			31	P5-2	HIGH SIDE 2A OUTPUT	OVERLOAD (ON)/TILT (FLASHING) LAMP					
	P6-12	HIGH SIDE 2A OUTPUT	HORN			4	P5-3	BOARD SUPPLY	12V SUPPLY FROM TBM B+					
6	P6-13	HIGH SIDE 2A OUTPUT	LOWER ALARM			2	P5-4	HIGH SIDE 2A OUTPUT	PLATFORM ROTATE ENABLE VALVE					
6	P6-14	HIGH SIDE 2A OUTPUT	BEACON			2	P5-7	GND	(JIB FUNCTION WHEN DISABLE)					
2	P6-15	HIGH SIDE 2A OUTPUT	HIGH SPEED VALVE			32	P5-8	HIGH SIDE 2A OUTPUT	BATTERY GROUND SUPPLY					
	P7-1	B+ DIGITAL INPUT	TBM B+ (ALSO USED FOR SWITCH COMMON)						SNORKEL GUARD BLUE FLASHING LIGHT					
	P7-2	B+ DIGITAL INPUT	GROUND SELECT & TBM #2			10	P10-1	ANALOG INPUT	JOYSTICK#4					
	P7-4	B+ DIGITAL INPUT	PLATFORM SELECT & TBM #1			10	P10-6	GND	BOOM EXTEND/RETRACT					
44	P7-5	B+ DIGITAL INPUT	ENABLE / ENABLE+ POWER				P10-7	DIGITAL INPUT	GND					
	P7-8	B+ DIGITAL INPUT	ENGINE START (CRANK) SW				P10-8	DIGITAL INPUT	HORN SW					
	P7-9	B+ DIGITAL INPUT	PLATFORM LEVEL UP				P10-10	DIGITAL INPUT	EMERGENCY POWER (MOM)					
	P7-10	B+ DIGITAL INPUT	PLATFORM LEVEL DOWN			3	P10-10	DIGITAL INPUT	IGNITION					
22	P7-14	NEGATIVE (B-) DIGITAL INPUT	AXLE LOCK PRESSURE SW (NC)				P14-1	DIGITAL INPUT	PLATFORM LEVEL UP					
							P14-2	DIGITAL INPUT	PLATFORM LEVEL DOWN					
33	P7-15	NEGATIVE (B-) DIGITAL INPUT	AXLE LOCK PRESSURE SW (NO)			2	P14-3	DIGITAL INPUT	DRIVE HIGH SPEED TURN P6-15					
	P8-9	ANALOG INPUT	TBM#3				P14-5	DIGITAL INPUT	ONLY IF ELEV SW P15-9 IS AT 12V					
	P5-14	GND	TBM B-				P14-7	DIGITAL INPUT	START SW (MOM)					
	P15-1	B+ DIGITAL INPUT	BOOM EXTEND			22	P14-9	DIGITAL INPUT	ENABLE FOOT SW					
	P15-2	B+ DIGITAL INPUT	BOOM RETRACT			22	P14-10	DIGITAL INPUT	LEFT TURN SIGNAL SW					
	P15-3	B+ DIGITAL INPUT	SWING CW			23	P14-11	DIGITAL INPUT	RIGHT TURN SIGNAL SW					
	P15-4	B+ DIGITAL INPUT	SWING CCW			23	P14-12	DIGITAL INPUT	SNORKEL GUARD PROXI SW					
	P15-5	B+ DIGITAL INPUT	BOOM UP			23	P14-13	DIGITAL INPUT	SNORKEL GUARD OVERRIDE SW					
	P15-6	B+ DIGITAL INPUT	BOOM DOWN			41	P14-13	DIGITAL INPUT	GENERATOR SW (NO FUNCTIONS IF ON)					
	P15-7	B+ DIGITAL INPUT	JIB UP			22	P4-1	HIGH SIDE 2A OUTPUT	LEFT TURN SIGNAL LIGHT					
						22	P4-2	HIGH SIDE 2A OUTPUT	RIGHT TURN SIGNAL LIGHT					
						22	P4-3	HIGH SIDE 2A OUTPUT	TAIL LIGHT					
						43	P4-4	HIGH SIDE 2A OUTPUT	ENGINE RED STOP LAMP					

VCCM			
	DESCRIPTION		
	VEHICLE NAME 660SJ		
	PGT P/N 21 500 315		
	VEHICLE # 13		
	MIN AND MAX CURRENT		
	COMMENTS 1 VALUES		
	ADDED IN MAY 2016		
PIN #			
VP1-1	VALVE 1 POSITIVE SUPPLY		
VP1-2	CURRENT CONTROL PWM OUTPUT	DRIVE FWD PROP. VALVE	
	VALVE 1 MINIMUM CURRENT	0.3A	
	VALVE 1 MAXIMUM CURRENT	1.3A	
VP2-1	VALVE 2 POSITIVE SUPPLY		
VP2-2	CURRENT CONTROL PWM OUTPUT	DRIVE REVERSE PROP. VALVE	
	VALVE 2 MINIMUM CURRENT	0.3A	
	VALVE 2 MAXIMUM CURRENT	1.3A	
VP3-1	VALVE 3 POSITIVE SUPPLY		
VP3-2	CURRENT CONTROL PWM OUTPUT	SWING CW PROP. VALVE	
	VALVE 3 MINIMUM CURRENT	0.3A	
	VALVE 3 MAXIMUM CURRENT	1.3A	
VP4-1	VALVE 4 POSITIVE SUPPLY		
VP4-2	CURRENT CONTROL PWM OUTPUT	SWING CCW PROP. VALVE	
	VALVE 4 MINIMUM CURRENT	0.3A	
	VALVE 4 MAXIMUM CURRENT	1.3A	

12v TBM			
P/N 21 500 340			
TERMINAL	FROM:	TO:	
B+		P7-1 GP400	B+ SUPPLY TO ALL I/O
B-	B- BATTERY		B- SUPPLY TO ALL I/O
			TP P8-14 OF GP
1	PLATFORM SELECT SWITCH	P7-4 OF GP400	
2	GROUND SELECT SWITCH	P7-2 OF GP400	
3		P8-9 OF GP400	
4	AFTER EMS GND		
5		P15-10	

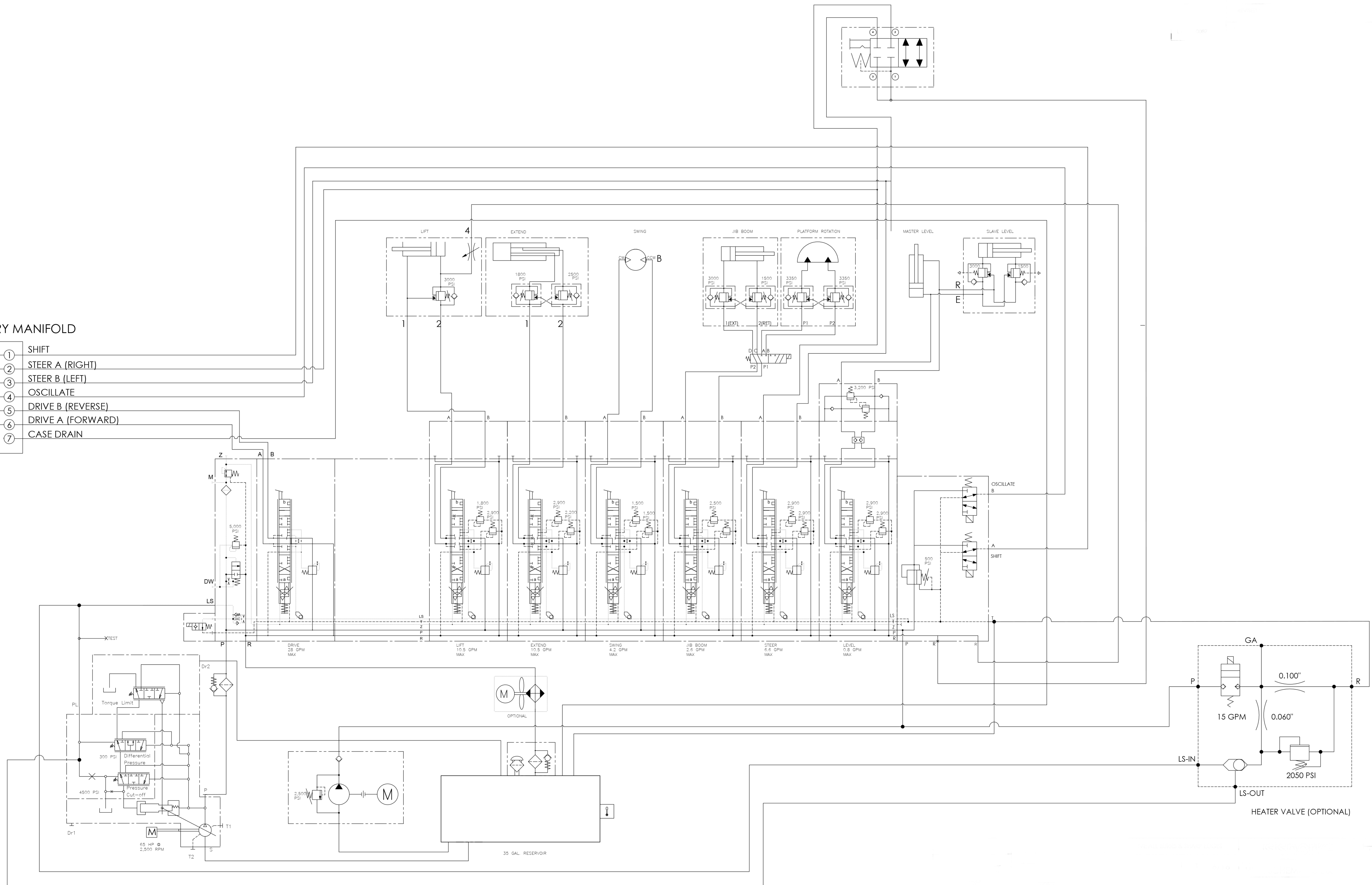
TOW PACKAGE STEER CUTOUT (OPTIONAL)



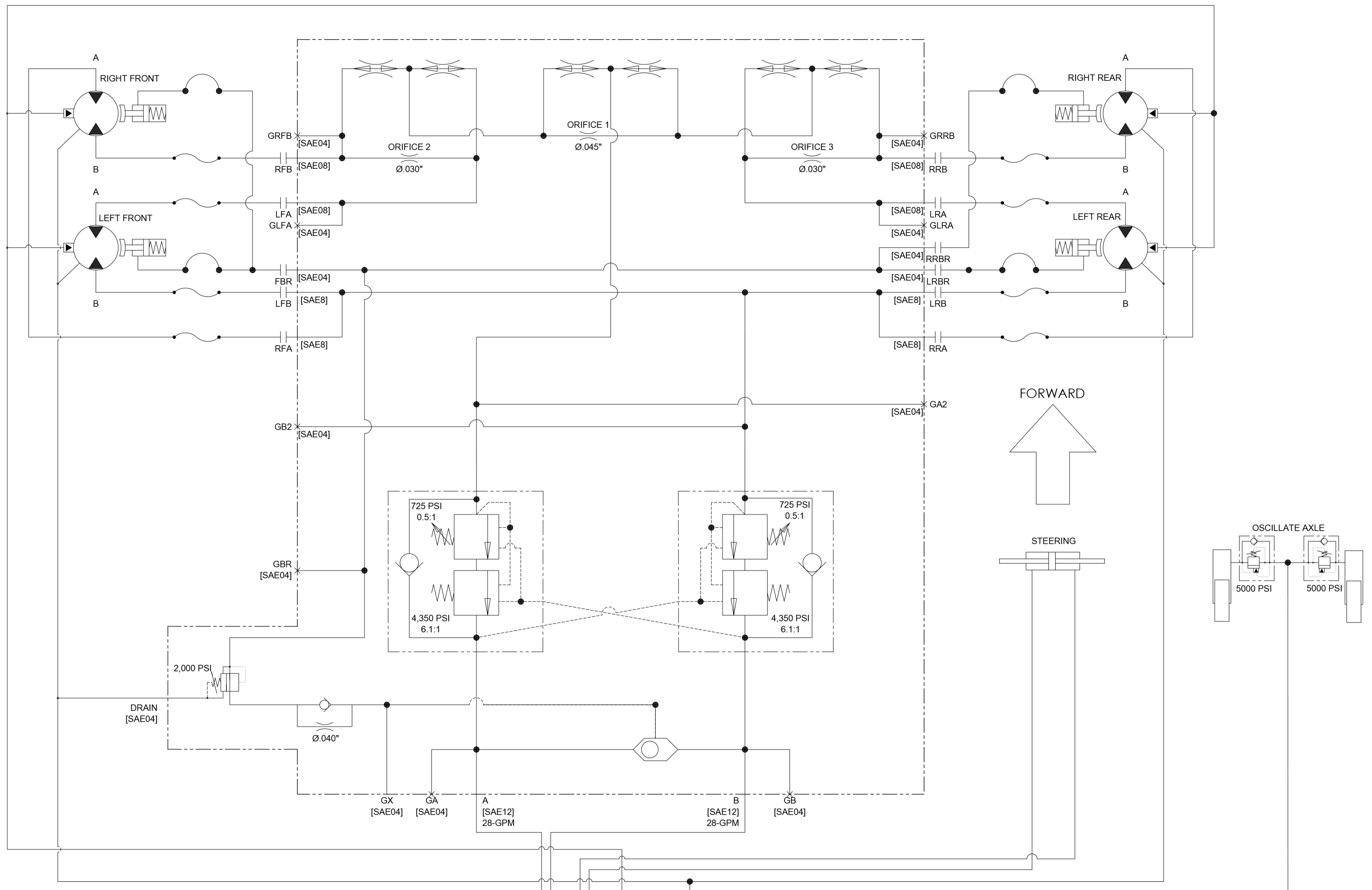
ROTARY MANIFOLD

SEE SHT 2

- ① SHIFT
- ② STEER A (RIGHT)
- ③ STEER B (LEFT)
- ④ OSCILLATE
- ⑤ DRIVE B (REVERSE)
- ⑥ DRIVE A (FORWARD)
- ⑦ CASE DRAIN



HEATER VALVE (OPTIONAL)



ROTARY MANIFOLD

- ① SHIFT
- ② STEER A (RIGHT)
- ③ STEER B (LEFT)
- ④ OSCILLATE
- ⑤ DRIVE B (REVERSE)
- ⑥ DRIVE A (FORWARD)
- ⑦ CASE DRAIN

SEE SHT 1

A	4-12
110V RECEPTACLE ASSEMBLY	BOOM ELECTRICAL INSTALLATION 660SJ . . .
5-22	4-13
78 INCH JIB ASSEMBLY FEBURARY 2019	BOOM HOSES INSTALLATION 600S
AND AFTER	3-15
2-69	BOOM HOSES INSTALLATION 660SJ
78 INCHES JIB ASSEMBLY JANUARY 2019	3-16
AND BEFORE	BOOM TURRET AND DRIVE CONTROLLER
2-68	600S/660SJ
AC POWER TO PLATFORM INSTALLATION	4-23
ANSI 600S	BOOMS TO TURRET ASSEMBLY
5-18	2-57
AC POWER TO PLATFORM INSTALLATION	CABLE TRACK INSTALL
ANSI 660SJ	2-62
5-20	CARRIER TRACK ASSEMBLY 600S 660SJ
AC POWER TO PLATFORM INSTALLATION	2-64, 2-
NON ANSI 600S	65
5-19	CHASSIS COUNTERWEIGHT INSTALLATION 600S
AC POWER TO PLATFORM INSTALLATION
NON ANSI 660SJ	2-1
5-21	CHASSIS COUNTERWEIGHT INSTALLATION 660SJ
ACCESSORY SWITCH ENCLOSURE
INSTALLATION	2-2
5-23	CHASSIS COVER INSTALLATION
AIR CLEANER CUMMINS	2-12
2-30	CHASSIS HYDRAULIC HOSE INSTALLATION .
AIR HOSE ASSEMBLY 600S	3-1
5-14	COLD WEATHER PACKAGE INSTALLATION . .
AIR HOSE ASSEMBLY 660SJ	5-5
5-16	CONTROL VALVE HAWE
AIRLINE TO PLATFORM INSTALLATION	3-10
600S	COWLING INSTALLATION CUMMINS 600S 660SJ .
5-13	2-43
AIRLINE TO PLATFORM INSTALLATION	CUMMINS DIESEL QSF2.8L T4F REPLACEMENT
660SJ	PARTS LIST
5-15	2-27
AMBER BEACON INSTALLATION	CUMMINS ENGINE QSF 2.8L ECU J2 TO J8
5-1	HARNES
AMBER RUNNING LIGHT HARNESS	4-6
5-3	CYLINDER SUPPORT ASSEMBLY
AXLE LOCK CYLINDER HENGLI	2-58
3-19	DECAL DOMESTIC CUMMINS 660SJ INSTALL
BATTERY BLANKET INSTALLATION	2-
5-7	82
BATTERY INSTALLATION	DECAL KIT INSTALLATION ANSI CUMMINS 600S
2-20
BEACON LIGHT HARNESS	2-80
5-2	DECAL KIT INSTALLATION CE AS 600S
BIODEGRADABLE OIL INSTALLATION	2-81
5-	DECALS FRENCH 660SJ INSTALL
12	2-83
BLOCK HEATER CUMMINS 2.8L	DIESEL FUEL TANK INSTALLATION
INSTALLATION	2-35
5-11	DOOR LEFT HAND FRONT ASSEMBLY
BOOM ELECTRICAL INSTALLATION 600S . .	2-47
	DOOR LEFT HAND REAR ASSEMBLY
	2-46

DOOR RIGHT HAND FRONT ASSEMBLY . . . 2-49	GENERAL INFORMATION 1-1
DOOR RIGHT HAND REAR ASSEMBLY 2-48	GENERATOR FABCO CUMMINS QSF2.8L
DRIVE SYSTEM REAR INSTALL 2-9	INSTALLATION 5-17
DUAL COUNTERBALANCE VALVE HELAC	HEATER VALVE 3-11
ROTATOR 3-18	HEATER VALVE HYDRAULIC HOSE
ELECTRICAL SCHEMATIC CUMMINS . . . 7-1	INATALLATION 5-10
ELEVATION SWITCH TO DT06-4S HARNESS	HEATER VALVE INSTALLATION 660SJ 5-8
. 4-16	HELAC ROTATOR HOSE FITTING installation . . 2-67
EMERGENCY POWER UNIT ASSEMBLY 3-13	HORN ASSEMBLY 4-10
EMERGENCY POWER UNIT INSTALLATION	HORN INSTALLATION 2-21
. 2-22	HYDRAULIC COOLER FAN HARNESS 4-8
ENGINE CUMMINS 2.8L ASSEMBLY . . . 2-26	HYDRAULIC MOTOR REAR ASSEMBLY 2-7
ENGINE INSTALLATION CUMMINS 2.8L T4F	HYDRAULIC MOTOR TO KNUCKLE LEFT HAND
. 2-29	ASSEMBLY 2-5
EXTEND CYLINDER ASSEMBLY 2-56	HYDRAULIC MOTOR TO KNUCKLE RIGHT HAND
EXTEND CYLINDER HENGLI 3-24	ASSEMBLY 2-6
EXTEND CYLINDER ROSENBOOM 3-23	HYDRAULIC OIL COOLER CUMMINS
EXTRME COLD WEATHER PACKAGE	INSTALLATION 2-24
INSTALLATION 5-4	HYDRAULIC RETURN FILTER IN TANK 3-6
FOOT SWITCH 4-19	HYDRAULIC SCHEMATICS 7-2
FOOT SWITCH HARNESS 4-20	HYDRAULIC TANK ASSEMBLY 2-37
FOOT SWITCH WIDE TREDLE ASSEMBLY . . 4-18	HYDRAULIC TANK INSTALL 2-38
FRAME LEFT HAND ASSEMBLY 2-44	HYDRAULIC WARM UP CIRCUIT INSTALLATION
FRAME RIGHT HAND ASSEMBLY 2-45	5-9
FRONT AXLE ASSEMBLY 660SJ 2-4	JIB 460SJ 660SJ INSTALL 2-70
FRONT AXLE AND DRIVE SYSTEM	JIB CYLINDER HENGLI 3-25
INSTALLATION 2-3	LIFT AND MASTER LEVEL CYLINDER
FUEL FILTER PRIMARY 2-31	INSTALLATION 660SJ 2-17
FUEL FILTER SECONDARY 2-32	LIFT CYLINDER ASSEMBLY 660SJ 2-18
FUEL TANK LOW FILL 2-36	LIFT CYLINDER ROSENBOOM 3-22
	LOAD SENSE PUMP HENGLI 3-4
	LOWER CONTROL BOX
	INSTALLATIONCUMMINS 600S 2-41
	LOWER CONTROL BOX CUMMINS 600S 4-1

LOWER CONTROL BOX CUMMINS 660SJ 4-2	PLATFORM ANSI CE EXPORT CSA EXPORT 660SJ INSTALL 2-76
LOWER CONTROL BOX INSTALLATION CUMMINS 660SJ 2-42	PLATFORM ASSEMBLY 2-79
LOWER CONTROL BOX TO AMBER LIGHT HARNESS 4-4	PLATFORM CONTROL BOX CUMMINS 600S INSTALL 2-77
LOWER CONTROL TO LIMIT SWITCH HARNESS 4-3	PLATFORM CONTROL BOX CUMMINS 660SJ INSTALL 2-78
LOWER CONTROL TO PRESSURE SWITCH HARNESS 4-5	PLATFORM MOUNT ASSEMBLY 2-75
MAIN BOOM ASSEMBLY 2-54	PLATFORM ROTATOR 400S/600S INSTALL ... 2-66
MAIN BOOM CYLINDER SUPPORT ASSEMBLY 2-61	PLATFORM ROTATOR 460SJ / 660SJ ASSEMBLY 2-71
MAIN BOOM INSTALL 2-53	PLATFORM ROUND TUBE ASSEMBLY COMPONENTS 2-73
MAIN HYDRAULIC PUMP 660S 660SJ INSTALLATION FIRST SN 660-11-170400032 - 660-11-190800218 AND AFTER 2-28	PRESSURE FILTER ASSEMBLY 3-5
MAIN MANIFOLD HARNESS CUMMINS 660SJ 4-9	QUADRANT ASSEMBLY 2-72
MAIN MANIFOLD INSTALLATION 2-23	RADIATOR AND SUPPORT ASSEMBLY 2-33
MAIN MANIFOLD OSCILATING ASSEMBLY 3-9	ROTARY MANIFOLD 3-8
MAINTENANCE 6-1	ROTARY MANIFOLD ASSEMBLY 3-7
MASTER LEVEL CYLINDER ASSEMBLY 600S 660SJ 3-20	ROTARY SWIVEL INSTALLATION 660SJ 2-19
MASTER LEVEL CYLINDER ROSENBOOM . 3-21	SELECTOR VALVE ASSEMBLY 3-12
MID BOOM CARRIER SUPPORT ASSEMBLY 2-63	SELECTOR VALVE JIB ROTATE 3-17
NOSE CONE LEFT HAND 2-51	SINGLE AXIS TELESCOPE CONTROLLER 600S/660SJ 4-25
NOSE CONE RIGHT HAND 2-50	SLAVE LEVEL CYLINDER HENGLI 3-26
OIL COOLER TRAY CUMMINS ASSEMBLY . 2-25	SLAVE LEVEL CYLINDER ROSENBOOM 3-27
OVERLOAD CABLE HARNESS 4-17	SLEW BEARING INSTALLATION 2-13
	SNORKEL GUARD ASSEMBLY 2-74
	SNORKEL GUARD CABLE M12 X 2M L 4-26
	STANDARD TIRES AND WHEELS INSTALLATION 2-11
	SWING DRIVE INSTALLATION 2-15
	SWING DRIVE GEARBOX 2-16
	TANK TRAY INSTALLATION 2-34
	TEMPERATURE SWITCH ASSEMBLY 4-7

TIP BOOM TO INTERMEDIATE BOOM
ASSEMBLY 2-55

TIP BOOM TO MID BOOM ASSEMBLY 600S
660SJ 2-60

TOGGLE ELECTRICAL COLD WEATHER
PACKAGE INSTALLATION 5-6

TOP BOOM ASSEMBLY 660SJ 2-59

TORQUE DRIVE HUB OMNI GEAR 2-8

TRACTION MANIFOLD 3-3

TRACTION MANIFOLD ASSEMBLY 3-2

TURRET COUNTERWEIGHT INSTALLATION
600S 2-39

TURRET COUNTERWEIGHT INSTALLATION
660SJ 2-40

TURRET ELECTRICAL HARNESS INSTALL .
4-11

TURRET HYDRAULIC HOSE
INSTALLATION 3-14

TURRET INSTALLATION 2-14

TWO AXIS JIB AND PLATFORM JOYSTICK
CONTROLLER 600S/660SJ 4-24

UPPER CABLE ASSEMBLY 600S 4-14

UPPER CABLE ASSEMBLY 660SJ 4-15

UPPER CONTROL BOX ASSEMBLY
CUMMINS 600S 4-21

UPPER CONTROL BOX ASSEMBLY
CUMMINS 660SJ 4-22

WARE PAD CABLE ANCHOR UPDATE SN's
660SJ-11-161200002 TO 660SJ-11-170600039 .
2-52

WHEEL AND TIRE ASSEMBLY 2-10

B	0075892	2-80, 2-81, 2-82
0060373	0075892FR	2-83
0070540	0075893	2-80, 2-81, 2-82
0070541	0075893FR	2-83
0070901	0075894	2-80, 2-81, 2-82
0070967	0075894FR	2-83
0071837	0075895	2-80, 2-81, 2-82
0071926	0075895FR	2-83
0071926FR	0075899	2-80, 2-81
0071927	0075899FR	2-83
0071927FR	0075919	2-80, 2-81, 2-82
0072531	0075919FR	2-83
0072531FR	0075921	2-80, 2-81, 2-82, 2-83
0073298	0075922	2-80, 2-81, 2-82, 2-83
0073298FR	0081776	2-55, 2-56
0073667	0082164	2-80, 2-81, 2-82
0073667FR	0082164FR	2-83
0074210	0083426	2-80, 2-81, 2-82, 2-83
0074210FR	0083427	2-81
0074311	0084570	2-36
0074311FR	010148-001	2-22
0074316	010149-000	2-22
0074316FR	010178-001	2-35
0074639	010178-003	2-35
0075887	011239-010	2-6
0075887FR	0113450	2-73
0075888	0113453	2-79
0075888FR	0113469	2-79
0075889	0113470	2-79
0075889FR	0113471	2-79
0075890	0113485	2-79
0075890FR	0113519	2-74
0075891	0113528	2-74
0075891FR	0113529	2-74

0113530	2-74	0420113	2-71
0113538	2-74	0420114 D	2-71
0113545	2-75	0420132-1	2-68, 2-69
0113545 C	2-79	0420731-1	2-68, 2-69
0113550	2-79	0420732-1	2-68, 2-69
0113615	2-79	0420878-1	2-68, 2-69
0113634	2-73	056021-010	2-29
0113885	2-80, 2-81	056021-012	2-58
0113988	2-81	056057-025	4-1, 4-2, 4-21, 4-22
0150448	2-80, 2-83	056058-012	2-8
0151410	2-80, 2-81, 2-82	056058-020	4-1, 4-2
0151410FR	2-83	056058-070	5-8
015790-011	4-1, 4-2	056059-075	2-66
015790-012	4-9	056059-080	2-70
015790-013	4-9	056060-015	2-55, 2-57, 2-58
0161819	2-81	056060-020	2-55
0172213	2-68, 2-69	056060-025	2-68, 2-69
0172214	2-68, 2-69	056060-035	5-8
0172216	2-68, 2-69	056060-045	2-55
0182077E	2-81	056064-005	4-1, 4-2, 4-11, 4-21, 4-22
0190086	5-4	056064-006	2-20, 2-22, 2-41, 2-43, 2-46, 2-47, 2-48, 2-49, 4-1, 4-2, 5-13, 5-15
0190989	2-81	056064-008	2-21, 2-66, 2-70, 3-7, 4-11, 5-13, 5-15, 5-18, 5-19, 5-20, 5-21
0190989E	2-80, 2-82, 2-83	056064-010	2-3, 2-4, 2-43, 2-55, 2-58, 2-68, 2-69
0260070	2-5, 2-6, 2-9	056064-016	2-4
0260099	2-5, 2-6, 2-9	056064-024	2-39, 2-40
0260880	2-10	056065-025	2-57
0260881	2-10	056066-004	4-1, 4-2, 4-21, 4-22
029925-000	4-1, 4-2, 4-21, 4-22	056066-005	2-22
0323896	2-80, 2-81, 2-82	056066-006	2-74
0323896FR	2-83	056066-010	2-52
0323897	2-80, 2-81, 2-82	056066-014	2-8
0323897FR	2-83	056069-004	4-1, 4-2, 4-21, 4-22
0420111 H	3-25		
0420111-3	2-68, 2-69		

056069-005	2-22, 4-1, 4-2, 4-11, 4-21, 4-22, 5-23	3-9
056069-006	2-20, 2-22, 2-41, 2-46, 2-47, 2-48, 2-49, 2-74, 4-1, 4-2, 5-13, 5-15	100432-004 2-3, 2-68, 2-69
056069-008	2-44, 2-45, 2-66, 2-70, 3-9, 5-13, 5-15, 5-18, 5-19, 5-20, 5-21	100432-009 2-5, 2-17, 2-18, 2-37, 3-7, 3-12, 5-8
056069-010	2-3, 2-4, 2-9, 2-12, 2-15, 2-17, 2-20, 2-22, 2-37, 2-43, 2-46, 2-47, 2-48, 2-49, 2-52, 2-55, 2-57, 2-59, 2-60, 2-66, 2-68, 2-69, 2-77	100432-015 2-37, 3-2
056069-012	2-2, 2-12, 2-22, 2-52, 2-57, 2-59	100432-025 2-5
056069-016	2-4, 2-15	100432-027 2-37, 3-2, 3-7, 3-9
058490-000	2-8	100432-029 2-37, 3-7
058493-016	2-29	100433-005 3-9, 3-12
058493-020	2-59, 5-1	100434-002 ... 2-17, 2-28, 2-68, 2-69, 3-2, 3-7, 3-9, 3-20
058493-025	2-17, 2-59	100434-008 2-56
058500-010	4-21, 4-22	100434-013 2-5, 2-5, 2-6, 2-6, 2-7, 2-22, 3-2
058500-020	4-1, 4-2	100434-015 2-7
058504-030	2-37	100435-001 2-67
058508-025	2-3, 2-4, 2-9, 2-12, 2-15, 2-20, 2-22, 2-23, 2-26, 2-29, 2-43, 2-46, 2-47, 2-48, 2-49, 2-52, 2-53, 2-60, 2-62, 2-66, 2-70	100435-003 3-1
058509-030	2-26, 2-43, 2-77	100553-100 2-17, 3-20
058509-035	2-70	100553-100A 3-21
058509-050	2-3	100553-104 3-21
058509-100	2-4	100553-105 3-27
062642-024	2-4, 2-5, 2-6	100553-106 3-21
063965-001	3-9	100553-108 3-21, 3-27
065214-000	2-66, 2-70	102050-000 2-55
066516-005	4-21, 4-22	104640-000 2-29
075899	2-82	104662-000 2-14
09-0706-B	4-11	104665-000 2-5, 2-6, 2-7
09-0706-R	4-11	104713-000 2-29
100338-001	4-1, 4-2	104762-000 2-25, 2-28, 3-7
100432-002	2-5, 2-6, 2-7, 2-67, 2-68, 2-69, 3-2,	104769-000 3-1
		104773-000 3-1
		104811-000 3-7
		106540-100 2-55
		106540-100 A 3-27
		106540-100B 3-26
		106540-108 3-27
		106540-109 3-27

106566-100	2-55	106762-000	2-15
106567-100	2-66	106793-000	2-15
106568-100	2-66, 2-70	106794-000	2-15
106572-100	2-67	106815-010	3-23, 3-24
106717-001	2-11	106964-001	2-5, 2-6
106717-001 A	2-10	11354-000	2-5, 2-6, 3-15, 3-16, 5-13, 5-15
106717-003	2-10, 2-81	11355-002	3-15, 3-16
106718-001	2-11	11355-006	2-5, 2-6
106755-000	2-15	11355-012	2-5, 2-6
106755-000 A	2-16	11355-014	5-13, 5-15
106755-100	2-16	11356-000	3-15, 3-16
106755-101	2-16	11356-002	2-5, 2-6, 5-13, 5-15
106755-102	2-16	116324-000	2-5, 2-6, 2-9
106755-103	2-16	116324-000-A	2-8
106755-104	2-16	116324-011	2-5, 2-9
106755-105	2-16	12110-999	3-1
106755-106	2-16	12139-999	3-1, 3-14, 4-12, 4-13
106755-107	2-16	12554-008	4-7
106755-108	2-16	12555-011	4-8
106755-109	2-16	12557-009	4-8
106755-110	2-16	1430527	2-26
106755-111	2-16	1430611	2-4
106755-112	2-16	1430627	2-1, 2-2
106755-113	2-16	1430666	2-56
106755-114	2-16	1430666 D	3-23
106755-115	2-16	1430666D	3-24
106755-116	2-16	1430679	3-7
106755-117	2-16	1430681	2-15
106755-118	2-16	1430698	2-57
106755-119	2-16	1430721	2-54
106755-120	2-16	1430721 A	2-57
106755-121	2-16	1430722	2-54
106755-122	2-16	1430722 A	2-58
106759-000	2-15	1430723	2-54

1430723 B	2-55	1430941	3-1
1430724	2-55	1430942	3-1, 3-1
1430724 B	2-56	1430944	3-1
1430732	2-57	1430945	3-1
1430735	2-64, 2-65	1430946	3-1, 3-1
1430743	2-35	1430949	3-1
1430743C	2-36	1430952	3-1, 3-1
1430744	2-37	1430993	2-55
1430771	2-35	1431002	2-53
1430773	2-38	1431003	2-53
1430782	3-8	1431009	2-3
1430787	4-1, 4-2	1431010	2-3
1430798	2-39, 2-40	1431073	2-45
1430830	2-70	1431076	2-18
1430830 A	3-12	1431076 A	3-22
1430832	2-13	1431077	2-55
1430836	2-57	1431078	2-56
1430838	2-40	1431079	2-2
1430842	2-70	1431303-8	2-4
1430842 H	2-69	1431454	2-80, 2-82
1430842G	2-68	1431489	2-5, 2-6
1430843	2-72	1431492	2-43
1430852	2-70	1431494	3-9
1430860	2-68, 2-69	1431495	3-9
1430860 A	2-72	1431508	2-17, 2-53
1430867	2-55	1431509	2-17
1430868	2-57	1431510	2-17
1430895	2-40	1431511	2-53
1430919	2-3	1431527	4-12, 4-13
1430920	2-3	1431539	2-43
1430921	2-3, 2-4	1431544	2-44
1430923	2-3	1431549	4-21, 4-22
1430938	3-1	1431554	2-53
1430939	3-1, 3-1, 3-1	1431555	2-53

1431603	2-14	1431844	2-39, 2-40
1431643	3-1	1431849	2-43
1431648	2-82, 2-83	1431855B	2-34
1431664	2-68, 2-69	1431856	2-34
1431677	2-12	1431859	2-34
1431680	2-12	1431860	2-41, 2-42
1431681	2-12	1431861	2-41, 2-42
1431685	2-9	1431875	2-34
1431686	2-2	1431879	2-34
1431687	2-12	1431885	2-26
1431688	2-4	1431889	2-26
1431693	2-73	1431893	2-43
1431731	3-1	1431893 B	2-45
1431732	3-1, 3-1	1431894	2-43
1431743	2-26	1431894 B	2-49
1431745	2-26	1431895	2-43
1431746	2-26	1431895B	2-48
1431747	2-26	1431897	2-43
1431752	2-26	1431897 B	2-44
1431761	2-26	1431898	2-43
1431769	2-26	1431898B	2-46
1431769A	2-31	1431899	2-43
1431770	2-26	1431899B	2-47
1431770A	2-32	1431901	2-45
1431783	2-26	1431912	2-48
1431784	2-26	1431922	2-49
1431797	2-26	1431933	2-44
1431800	2-26	1431946	2-47
1431802	2-26	1431953	2-46
1431803	2-26	1431959	2-43
1431806	2-26	1431959 B	2-50
1431819	2-3	1431960	2-50
1431820	3-2	1431961	2-50
1431820 B	3-3	1431962	2-50, 2-51

1431965	2-50	1432047 B	2-43
1431966	2-43	1432048	2-43
1431968	2-43	1432051	2-26
1431968B	2-51	1432052	2-26
1431969	2-51	1432053	2-26
1431970	2-51	1432054	2-26
1431971	2-51	1432056	2-26
1431976	2-43	1432057	2-26
1431977	2-56	1432058	2-26
1431981	2-56	1432059	2-26
1431983	4-1, 4-2	1432061	3-1, 3-1
1432020	2-4	1432062	3-1
1432020 A	2-6	1432064	2-75
1432021	2-26, 2-33	1432065	2-76
1432022	2-26, 2-33	1432065 B	2-73
1432025	2-26	1432066	2-73
1432025A	2-33	1432066 A	2-75
1432026	2-5	1432073	2-62
1432027	2-6	1432073 C	2-64
1432028	2-62	1432073A	2-65
1432028A	2-63	1432074	2-64, 2-65
1432029	2-63	1432076	2-23
1432030	2-63	1432076D	3-9
1432031	2-62	1432077	5-22
1432032	2-62	1432079	2-26
1432033	2-63	1432081	2-26
1432034	2-63	1432085A	2-78
1432035	2-63	1432094	2-42
1432041	2-50, 2-51	1432094 B	4-2
1432042	2-43	1432095	2-78
1432043	2-43	1432095 B	4-22
1432044	2-43	1432096	2-26
1432045	2-62	1432097	4-21, 4-22
1432046	2-62	1432102	2-4

1432102 B	2-5	1432170 C	2-14
1432105	4-2	1432171 B	2-20
1432106	2-26	1432172A	2-15
1432107	2-26	1432173A	2-39
1432113	2-34	1432174A	2-40
1432114	2-4	1432175	5-12
1432115A	2-23	1432175B	2-38
1432117	2-26	1432178	2-24
1432119	2-26	1432178A	4-8
1432121	2-26	1432183A	2-62
1432123	2-26	1432184	4-2
1432126	2-34	1432185	2-3
1432133	2-26	1432185 C	2-4
1432135	2-26	1432186	2-26
1432136	2-26	1432187B	2-28
1432137	2-26	1432189B	5-20
1432146	2-26	1432190 B	5-15
1432147	2-26	1432191	2-82
1432149	2-26	1432191FR	2-83
1432150	2-29	1432192 A	5-22
1432150D	2-26	1432193	2-20
1432156 D	2-29	1432194	2-20
1432157 B	2-76	1432195 A	5-16
1432158	2-9	1432196	4-1, 4-2
1432158 A	3-2	1432197	4-1, 4-2
1432159B	2-35	1432202B	2-21
1432160A	2-42	1432203 A	5-1
1432161B	2-3	1432204 B	3-16
1432162 A	2-9	1432205B	4-13
1432163B	2-11	1432206	2-19
1432165 A	2-12	1432206B	3-7
1432166A	2-13	1432207B	2-19
1432167 A	2-1	1432208 A	2-22
1432168 A	2-2	1432209	4-11

1432210A	2-24	1432268	3-16
1432211	2-24	1432269	3-16
1432211A	2-25	1432270	3-16
1432212	2-25	1432271	3-15, 3-16
1432216	2-24	1432272	3-15, 3-16
1432217	2-24	1432273	3-14
1432218B	2-70	1432274	3-14
1432219	2-34	1432275	3-14
1432220	2-22	1432276	3-14
1432221	2-40	1432277	3-14
1432223 B	7-1	1432278	3-14
1432225	2-26	1432279	3-14
1432226 D	3-1	1432280	3-14
1432227	2-26	1432281	3-14
1432230	2-73	1432282	3-14
1432230 A	2-74	1432283	3-14
1432235	3-1, 3-1	1432284	3-14
1432236	3-1	1432285	3-14
1432237B	2-59	1432286	3-14
1432239 B	3-14	1432287	3-14
1432240 B	2-17	1432288	3-14
1432242	5-19	1432289	3-14
1432242 A	3-20	1432290	3-14
1432243 A	2-18	1432291	3-14
1432245	5-20, 5-21	1432292	3-14
1432246 B	2-53	1432293	3-14
1432247	2-53, 2-54	1432294	3-14
1432261	3-15, 3-16	1432295	3-14
1432262	3-15, 3-16	1432296	2-38
1432263	3-16	1432296A	2-37
1432264	3-16	1432313	2-59
1432265	3-15, 3-16	1432317	2-59
1432266	3-15, 3-16	1432317 A	2-60
1432267	3-16	1432341	2-60

1432346	2-60	1432477	5-17
1432349	2-59, 2-60	1432523	2-77
1432350	2-60	1432523 A	4-21
1432351	2-61	1432524	2-41
1432366	2-59	1432524 A-1	4-1
1432376 A	5-12	1432540 C	2-80
1432377	5-12	1432546A	2-77
1432382	5-5	1432547A	2-41
1432382A	5-11	1432549	4-1
1432384	5-11	1432556B	5-21
1432385	5-11	1432557	2-39
1432391	2-59	1432558B	5-19
1432423	2-59	1432633FR	2-83
1432423 A	2-61	1432645	3-1
1432429	2-61	1432646	3-14
1432437	2-59	1432647	3-16
1432438	2-59	1432652	2-53
1432447C	5-17	1432653	2-43
1432448A	2-66	1432662	2-80, 2-81
1432449B	5-13	1432663 A	2-82
1432450 A	5-14	1432663FR	2-83
1432451 B	5-18	1432689	2-68
1432452	5-18	1432689-001	2-69
1432453A	3-15	1432698	5-13, 5-15
1432454	2-66	1432700	5-8
1432454B	2-67	1432700A	3-11
1432455	3-15	1432701	5-15
1432456	3-15	1432702	5-13, 5-15
1432457A	4-12	1432705	5-13
1432464	2-80, 2-81	1432774	2-80, 2-81, 2-83
1432469	2-59	1432797	2-83
1432473	4-1	1432798	2-81, 2-83
1432475	2-82	1432801	2-80, 2-81, 2-83
1432475FR	2-83	1432802	2-80, 2-81, 2-83

1432803	2-80, 2-81, 2-83	1433537	2-81
1432804	2-80, 2-81, 2-83	1433538	2-81
1432814	5-17	1433539	2-81
1432815	5-17	1433540	2-81
1432816	5-17	1433541	2-81
1432840	5-9	1433544	2-81
1432840 B	5-8	1433568	2-81
1432841	5-8	1433569	2-81
1432887	5-9, 5-10	1433729	2-81
1432901	5-4	1433744	2-17
1432901A	5-7	1433770 A	2-81
1432903	5-4, 5-5	1433772	2-81
1432908	5-6	1433886	2-64, 2-65
1432913	5-5, 5-9	1433887	2-64, 2-65
1432914	5-6	1434170	2-56
1432920	5-10	1434217	2-52
1432921	5-10	1434218	2-52
1432922	5-10	1434219	2-52
1432923	5-10	1434251 A	2-52
1432926	5-6, 5-9	1501820	2-79
1432939	5-23	238396	5-18
1432940	5-23	2500035	2-72
1432943	5-23	2500047	2-55, 2-56
1433306	2-80, 2-81	2500051	2-71
1433412	2-29	2500060	2-72
1433476	3-1	2504856	2-4, 2-14
1433477	3-1	2504857	2-14, 2-53
1433478	3-1	2509677	2-71
1433479	3-1	2509717	2-72
1433480	3-1	2509809	2-4, 2-5, 2-6
1433481	3-1	2509812	2-4
1433482	3-1	2509813	2-4
1433483	3-1	2509848	2-14, 2-53
1433484	3-1	2509849	2-14, 2-53

2509866	3-26	3014777	4-11
2540015	2-46, 2-47, 2-48, 2-49	3014778	4-11
2580431	2-4	3014779	4-11
300541	2-68, 2-69	3014781	5-1
300542	2-68, 2-69	3014781 B	4-4
300840	2-22	3014785	4-1, 4-2
3011201	4-1, 4-2	3014786	4-1, 4-2
3011204	4-20	3014787	2-21
3011251	4-1, 4-2	3014787 A	4-10
3011601	4-1, 4-2, 4-21, 4-22	3014788	5-1
3011641	4-1, 4-2, 4-21, 4-22	3014788 A	5-3
3011801	4-21, 4-22	3014796	4-11
3011802	4-21, 4-22	3014796A	4-9
3014736	4-14, 4-15	3014798	4-11
3014737	4-14, 4-15	3014799	4-11
3014752	4-9	3014800	4-11
3014753	4-12, 4-13, 4-21, 4-22	3014801	4-11
3014753 B	4-26	3014802	4-11
3014762	4-11	3014803	4-11
3014762 B	4-5	3014804	4-12
3014763	4-12, 4-13	3014804 A	4-14
3014763 B	4-3	3020013	4-21, 4-22
3014764	4-12, 4-13	3020015	4-21, 4-22
3014764 A	4-16	3020016	4-1, 4-2, 4-21, 4-22
3014765	4-12, 4-13	3020021	2-73, 4-19
3014765 A	5-2	3020021 J	4-19
3014766	3-9	3020037	4-19
3014770	4-11	3020038	4-19
3014771	4-11	3020049	2-22
3014772	4-11	3020090	4-21, 4-22
3014773	4-11	3020289	4-6
3014774	4-11	302363	2-57, 2-59
3014775	4-11	3028810	4-1, 4-2, 4-21, 4-22
3014776	4-11	3028844	2-74

3028852	4-21, 4-22, 4-23, 4-23	3040341	4-1, 4-2, 4-21, 4-21, 4-22, 4-22
3028853	4-22, 4-24, 4-24	3040342	4-9, 4-14, 4-15
3028854	4-21, 4-22, 4-25, 4-25	3040411	4-1, 4-2, 4-21, 4-22
3028869	4-16	3040506	2-22
3028871	4-6	3040650	4-1, 4-2, 4-20, 4-21, 4-22
3028872	4-5	3040700	4-1, 4-2
3028875	4-1, 4-2, 4-3	3044161	4-6
3028877	4-21, 4-22	3044836	4-6
3028878	4-4, 4-6, 5-2, 5-3	3044853	4-20
3028879	4-1, 4-2, 4-4, 4-10	3048836	4-8
3028880	4-21, 4-22	3048853	4-6
3028881	4-21, 4-22	3049803	4-9
3028882	4-9	3049804	4-21, 4-22
3028884	4-1, 4-2	3049807	4-9
3028885	4-6	3049808	4-1, 4-2, 4-21, 4-22
3028886	4-1, 4-2	3049829	4-14, 4-15
3028891	4-7	3049842	4-14, 4-15
3028892	2-25	3049888	4-3, 4-5, 4-9, 4-16
3028892A	4-7	3049890	4-9
3028910	4-18	3049971	4-1, 4-2, 4-21, 4-22
3028911	4-18	3049986	4-1, 4-2, 4-21, 4-22
3028912A	4-18	3050002	2-20
3028936	4-18	3050102	5-7
3030173	4-21, 4-22	3069521	5-22
3030174	4-1, 4-2	3069524	4-1, 4-2, 4-21, 4-22
3030179	4-12, 4-13, 4-21, 4-22	3069542	5-22
3030179 A	4-17	3069543	5-18, 5-20
3030181	4-1, 4-2	3069544	4-21, 4-22
3030188	2-73	3087803	4-1, 4-2
3040069	4-1, 4-2	3087843	5-17
3040110	4-19	3090028	4-14, 4-15
3040116	2-73, 4-19	3220024	4-1, 4-2, 4-21, 4-22
3040127	4-10	3220025	4-21, 4-22
3040269	4-11	3220089	4-21, 4-22

3220108 4-20	5028025 2-28
3220109 4-20	5028033 2-26
3220132 4-21, 4-22	5028034 3-9
3220142 4-1, 4-2, 4-21, 4-22	5028035 2-26
3220161 4-20	5033035 3-9, 5-10
3220163 4-1, 4-2	5033065 3-1
3220181 4-1, 4-2	5033066 2-24
3220199 4-1, 4-2, 4-21, 4-22	5033071 3-7
3220244 4-21, 4-22	5033082 2-26
3220245 4-21, 4-22	5033083 3-7
3220267 4-23, 4-24, 4-25	5033084 2-26
3220268 4-23	5033085 2-26
3220269 4-23	5033087 2-26
3220270 4-24, 4-25	5033088 2-26
3220271 4-24, 4-25	5035303 2-71
3220282 2-26	505082-016 4-21, 4-22
3220283 4-6	5059717 2-26
3220285 4-6	5059718 2-26
3220286 4-6	5059719 2-26
3220287 4-6	5059720 2-26
3220288 4-6, 4-8	5059721 2-26
3220290 4-6	5059722 2-26
3220291 4-6, 4-8	5059723 2-26
3220292 4-6	5059724 2-26
3220313 5-6, 5-17	5059726 3-14
3220322 4-11	5075210 3-7
3220323 4-6	5075303 3-2
3220324 4-6	5075306 3-9
3220325 4-11	5076533 2-43
3220328 4-11	508247-006 4-12, 4-13
3220342 5-20	508247-010 2-43
3220351 4-8	508247-012 2-29
3220352 5-6	508247-020 2-1, 2-2
3631-20 2-3	5093002 5-18, 5-19, 5-20, 5-21

510561-006	2-43	511384-500	2-55
510563-016	4-1, 4-2, 4-21, 4-22	511389-000	2-55
510567-016	2-56	511390-000	2-55
510595-024	2-40	511396-000	2-55
510681	2-21	511397-000	2-55
510681-016	2-44, 2-45, 3-9	511481-000	2-6, 2-7, 2-17, 2-18, 2-22, 3-7, 3-9, 5-8
510681-025	5-13, 5-15, 5-18, 5-19, 5-20, 5-21	511541-500	2-54
510684-040	2-3	511544-501	2-55
511159-000	2-15	511545-000	2-55
5111675	3-7	511551-000	2-56
5111678	3-14	511553-400	2-58
5111691	2-67	511554-000	2-57
511205-500	2-56	511566-000	2-62
511210-000	2-56	511581-000	2-9
511211-000	2-56	511581-000 B	2-7
511211-400	2-58, 2-61	511585-000	3-9
511214-000	2-57, 2-59	511587-000	3-9
511218-000	2-56	511601-000	2-58, 2-61
511219-300	2-58	511604-000	2-28
511224-000	2-55, 2-60	511605-000	2-28
511228-000	2-57	511612-000	4-13
511228-000-1	2-52	511612-000B	4-15
511229-000	2-57	511617-000	3-1
511239-400	2-57, 2-59	511618-000	2-6
511257-000	2-4, 3-9	511624-000	2-56
511291-400	2-55	511625-000	4-13
511302-000	2-14, 2-53, 2-57	511626-000	2-55
511303-000	2-58	511627-000	2-55
511327-000	2-15	511628-000	2-55, 2-57
511335-000	2-57, 2-59	511629-000	2-55
511336-000	2-57, 2-59	511632-000	2-57
511339-000	3-9	511633-000	4-12, 4-13, 4-19
511347-000	2-55	511633-000 B	4-20
511356-000	3-9, 5-10	512630-012	4-12, 4-13

512630-016	2-22	5560123	2-79
512630-020	2-20, 2-46, 2-47, 2-48, 2-49, 5-13, 5-15	5560131	2-60
512630-025	2-5, 2-6, 2-41, 2-43, 5-13, 5-15	5560168	2-15, 3-14
512649-280	2-76	5560169	2-13, 2-60
512682-100	2-40	5560184	2-26
512727-016	2-56, 2-58	5560216	2-13
512727-020	2-8	5560237	2-79
512727-030	2-58	5560256	2-56
512941-000	4-1, 4-2	5560283	2-6
513876-025	2-22	5560367	3-14
514160-035	2-29	5560704	2-22
514281-020-DR	2-57	5560712	2-68, 2-69
514404-000	5-3	5560713	2-68, 2-69
514404-001	5-2	5563017	2-15
5240012	5-16	5563048	2-26
5240013	5-14	5563052	2-26
5260037	2-28	5563054	2-26
5260038	5-14, 5-16	5563116	2-5, 2-6, 2-9
5260039	5-14, 5-16	5563124	2-9
5260040	5-13, 5-15	5563195	2-40
5290010	2-4	5563452	2-14
5290013	2-3, 3-19	5563482	2-26
5510022	2-46, 2-47, 2-48, 2-49	5563483	2-25, 2-26
5516357	2-46, 2-47, 2-48, 2-49	5563484	2-42, 2-56
5516368	2-43	5563485	2-26
5516370	2-46, 2-47, 2-48, 2-49	5563490	2-62
5534385	2-44, 2-45, 2-46, 2-47, 2-48, 2-49	5563491	2-26, 2-73
5534390	2-43, 2-46, 2-47, 2-48, 2-49	5563492	3-7
5560004	2-79	5563493	2-26
5560009	2-55	5563495	2-26
5560031	5-17	5563500	2-34, 2-35, 2-78
5560033	2-73, 2-75	5563501	2-24, 2-34, 2-38, 2-76
5560039	2-56	5563502	2-26, 2-28
		5563507	2-2, 2-59

5563508	2-12, 2-26, 2-52	5563771	2-34
5563530	2-1, 2-2	5563775	2-28
5563533	2-39, 2-40	5563776	2-26
5563541	2-25, 2-26, 2-34, 2-42, 2-73, 5-8	5563777	2-14
5563542	2-26, 2-62, 2-63, 2-73, 3-7	5563778	2-73
5563543	2-21, 2-23, 2-24, 2-26, 2-28, 2-29, 2-34, 2-35, 2-38, 2-53, 2-62, 2-63, 2-70, 2-76, 2-78, 5-1, 5-8	5563779	2-25
5563544	2-26, 2-73	5563780	4-21, 4-22
5563549	2-76	5563782	5-22
5563554	2-25, 2-26, 2-42, 2-73	5563784	2-28
5563555	2-26, 2-62, 2-63, 2-73	5563785	2-5, 2-9
5563556	2-26, 2-34, 2-35, 2-38, 2-62, 2-63, 2-78	5563786	2-5, 2-9
5563563	2-76	5563787	2-5
5563589	2-28	5563789	2-74
5563590	2-28	5563790	4-12, 4-13, 5-1
5563625	2-28	5563801	2-61
5563642	2-26, 2-34, 2-43	5563804	4-11
5563689	2-26	5563809	5-17
5563692	4-21, 4-22	5563810	5-17
5563693	4-21, 4-22	5563811	5-17
5563694	4-21, 4-22	5563812	2-19
5563695	4-21, 4-22	5563813	4-12, 4-13
5563722	2-4	5563827	2-39
5563727	2-39	5563837	2-59
5563739	2-63	5563848	2-11
5563744	2-63	5563875	2-26
5563745	2-63	5563889	5-23
5563753	2-62	5563900	2-59
5563755	2-62	5563956	2-29
5563757	2-62	5563999	2-52
5563758	2-62	5569987	5-23
5563760	2-64, 2-65	5580016	2-4
5563766	2-26	5593018	2-74
		561196	3-25
		5663509	2-73

569295	2-80, 2-81, 2-82, 2-83	6091814	3-8, 3-8
6010115	3-22	6091815	3-10
6019089	2-71	6091816	3-10
6019089 B	3-18	6091817	3-10
6019169	3-18	6091818	3-10
6019221	3-10	6091819	3-10
6019277	3-18	6091820	3-10
6019278	3-18	6091821	3-10
6019279	3-18	6091822	3-10
6019324	3-12, 3-17	6091823	3-10
6019325	3-5	6091824	3-10
6019325 B	3-5	6091825	3-10
6019326	2-37	6091826	3-10
6019326C	3-6	6091827	3-10
6019349	3-9	6091828	3-10
6019349A	3-10	6091829	3-10
6019377	3-7	6091830	3-10
6019448	3-26	6091831	3-10
6019449	3-26	6091843	3-17
6020058	2-22	6091844	3-17
6020058 B	3-13	6091845	3-5
6026999	3-13	6091846	3-5
6029697	2-28, 3-4	6091855	3-4
6029698	3-13	6091856	3-4
6029706	3-5	6091857	3-4
6047189	3-25	6091858	3-4
6050012	2-25	6091859	3-4
6091266	3-23	6091860	3-6
6091314	3-22	6091861	3-6
6091598	3-10	6091881	3-22
6091794	3-23, 3-24	6091897	3-25
6091802	3-22	6091901	3-25
6091812	3-8	6091931	3-3
6091813	3-8, 3-8	6091932	3-3

6091933	3-3	7030192FR	2-83
6091934	3-3	7030193	2-80, 2-82
6091935	3-3	7030193FR	2-83
6091936	3-3	7030194	2-80, 2-81, 2-82, 2-83
6091937	3-3	7119925	2-28
6091938	3-3	7119926	2-28
6091953	3-19	7119927	3-14
6091954	3-19	7148147	3-24
6091955	3-19	7148148	3-26
6092099	3-11	7220055	2-8
6092100	3-11	7220056	2-8
6092101	3-11	7621062	2-26
7030001	2-81	7621065	2-26
7030068	2-80, 2-81, 2-82, 2-83	7624801	2-26
7030163	2-74	7624801 A	2-27
7030169	2-80, 2-81, 2-82	7624804	2-26
7030169FR	2-83	7624805	2-26
7030170	2-80, 2-81, 2-82	7624806	2-28
7030170FR	2-83	7624807	2-26
7030171	2-80, 2-81, 2-82	7624808	2-26
7030171FR	2-83	7624808A	2-30
7030172	2-82	7624814	2-26
7030173	2-82	7624819	2-26
7030187	2-80, 2-82	7631063	4-11
7030187FR	2-83	7631063F	4-6
7030188	2-80, 2-81, 2-82	7631064	2-26
7030188FR	2-83	7631101	5-17
7030189	2-80, 2-81, 2-82	7631103	2-27, 2-30
7030189FR	2-83	7631105	2-30
7030190	2-80, 2-82	7631106	2-30
7030190FR	2-83	7631107	2-27, 2-31
7030191	2-80, 2-82	7631108	2-27, 2-32
7030191FR	2-83	7631128	2-33
7030192	2-80, 2-81, 2-82	7631130	2-36

7631185 2-27	8010434 2-8
7631212 2-33	8010435 2-8
7631224 2-27	8010436 2-8
7631227 2-27	8010437 2-8
8010383 2-55, 2-60	8010438 2-8
8010399 2-8	8010439 2-8
8010400 2-8	8010440 2-8
8010401 2-8	8010441 2-8
8010402 2-8	8010442 2-8
8010403 2-8	8010443 2-8
8010404 2-8	8010444 2-8
8010405 2-8	8080150 3-10, 3-10, 3-10, 3-10, 3-10, 3-10
8010406 2-8	8080151 3-10, 3-10, 3-10, 3-10, 3-10, 3-10
8010407 2-8	8080152 2-67
8010408 2-8	968419 2-55
8010409 2-8	970029 2-74
8010410 2-8	970439 2-68, 2-69
8010411 2-8	970449 2-55, 2-57
8010412 2-8	970469 2-55, 2-57
8010413 2-8	971009 2-56
8010414 2-8	972479 2-55, 2-73, 2-75
8010415 2-8	972569 2-79
8010416 2-8	974279 5-22
8010417 2-8	978419 2-71
8010418 2-8	984069 2-74
8010419 2-8	984089 4-11
8010420 2-8	984109 2-29
8010421 2-8	984209 2-57, 2-59
8010422 2-8	984469 2-57
8010428 2-8	986019 2-79
8010429 2-8	986159 5-22
8010430 2-8	986179 2-6
8010431 2-8	986269 2-26, 5-17
8010432 2-8, 2-8	986299 2-55, 2-57, 2-68, 2-69, 2-73, 2-75, 2-79

986359 2-19, 2-56
987119 2-29
987129 2-6
988169 2-79
9920034 2-25
9920035 2-43
9980012 2-57
KIT ITEMS . 3-4, 3-4, 3-4, 3-4, 3-4, 3-4, 3-4, 3-4
N/A 2-16, 2-16, 2-16
PAGE 3-4 4-21
PAGES 3-4 4-22
PAGES 4-6 4-1, 4-2
TCB 19.013 2-55
TCB-19.013 2-52