

A46JE PARTS MANUAL

snorkel

A46JE



CE

REPAIR PARTS MANUAL

Part Number 0260194
July 2016

Models A46JE/AB46JE
Replaces 0260194 June 2015

DANGER

The aerial platform is not electrically insulated. Death or serious injury will result from contact with, or inadequate clearance from, an energized conductor.

Do not go closer than the Minimum Safe Approach Distance as defined by ANSI standards.

Regard all conductors as energized.

Allow for electrical wire sag and aerial platform sway.

If the platform, boom structure, or any part of the aerial platform contacts a high-voltage electrical conductor, the entire machine can become electrically charged.

If that happens, remain on the machine and do not contact any other structure or object. This includes the ground, adjacent buildings, poles, and any other objects that are not part of the aerial platform.

Such contact could make your body a conductor to the other object, creating an electrical shock hazard resulting in death or serious injury.

If an aerial platform is in contact with an energized conductor the platform operator must warn ground personnel in the vicinity to stay away. Their bodies can conduct electricity creating an electrical shock hazard resulting in death or serious injury.

Do not approach or leave the aerial platform until the electricity has been turned off.

Do not attempt to operate the lower controls when the platform, boom structure, or any part of the aerial platform is in contact with a high-voltage electrical conductor or if there is an immediate danger of such contact.

Personnel on or near an aerial platform must be continuously aware of electrical hazards, recognizing that death or serious injury can result from contact with an energized conductor.

California

Proposition 65 Warning

Battery posts, terminals and related accessories contain lead and lead components, chemicals known to the State of California to cause cancer and birth defects or other reproductive harm. Wash hands after handling.

General Information

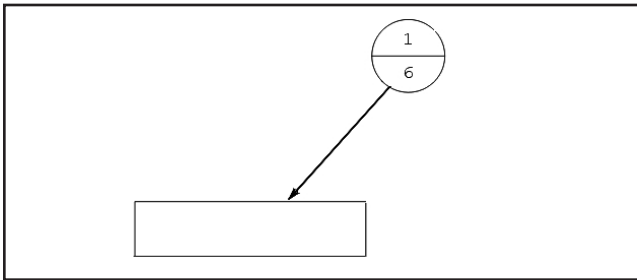
About This Manual

This manual covers A46JE and AB46JE aerial platforms. Information is included for machines that have been manufactured to conform to all applicable requirements of the following organizations:

- American National Standards Institute (ANSI)
- Canadian Standards Association (CSA)
- European Committee for Standardization (CE)
- Australian Standards (AS) certification

Part pages include a drawing and a bill of material. The bill of material lists the item number that is on the drawing, the Snorkel part number, quantity used and a description of the item.

Some callouts in the drawings may have a balloon with two numbers. The top number is the item number and the bottom number is the quantity of the item at that location.



While Snorkel has attempted in every way to confirm that all information in this manual is correct, improvements are being constantly made to the machine that may not be reflected in this manual.

If you find information in this manual that is not correct or is confusing, you are urged to report your findings to Snorkel for our evaluation. Your input is important to us and will be used in future printings of this manual.

This machine is covered by a limited warranty that specifically identifies items warrantied by Snorkel and those items covered by original manufacturer's warranty. A copy of the Snorkel Limited Warranty is located on the inside of the back cover of this manual.

Repairs and Maintenance

Every person who maintains, inspects, tests or repairs the machine must be qualified and authorized to do so.

⚠Caution

Do not modify this aerial platform without prior written consent of Snorkel Engineering Department. Modification may void the warranty, adversely affect stability or affect the operational characteristics of the aerial platform.

Abbreviations

The following abbreviations may be used in this manual.

AC	alternating current
ANSI	American National Standards Institute
AR	as required
CCA	cold cranking amps
cm	centimeter
DC	direct current
ft	feet
GFCI	ground fault circuit interruptor
in	inch
lbs	pounds
mm	millimeter
no	number
NPT	national pipe thread
psi	pounds per square inch
qty	quantity
rpm	revolutions per minute
UL	Underwriters Laboratories Inc.

Additional Information

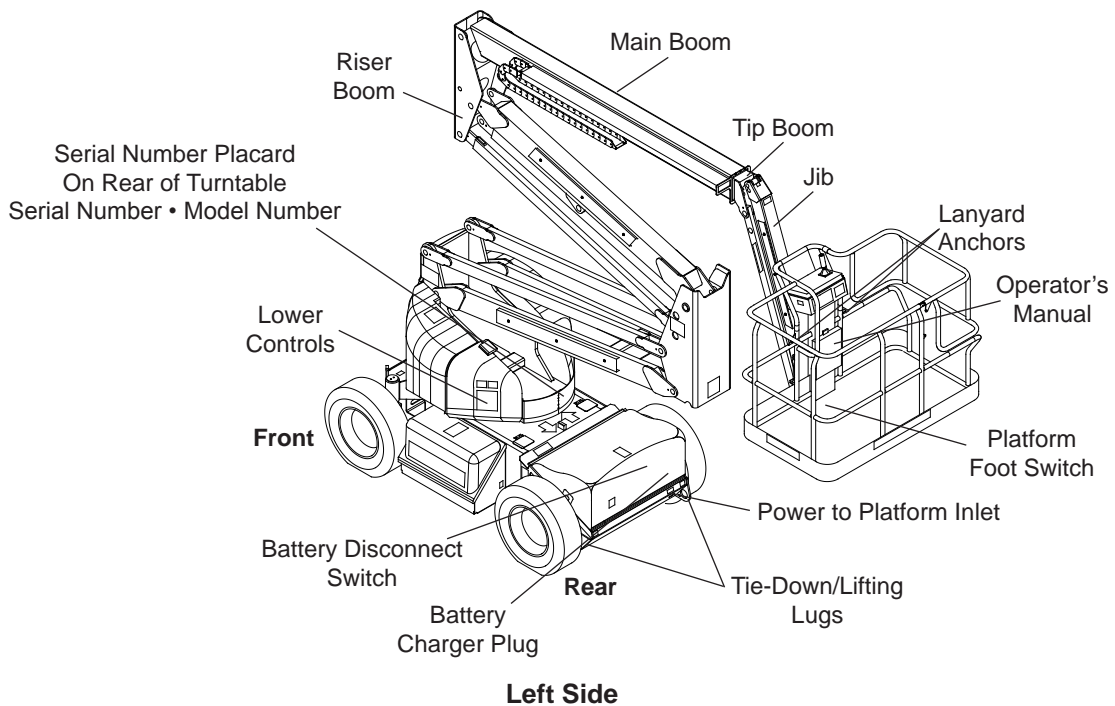
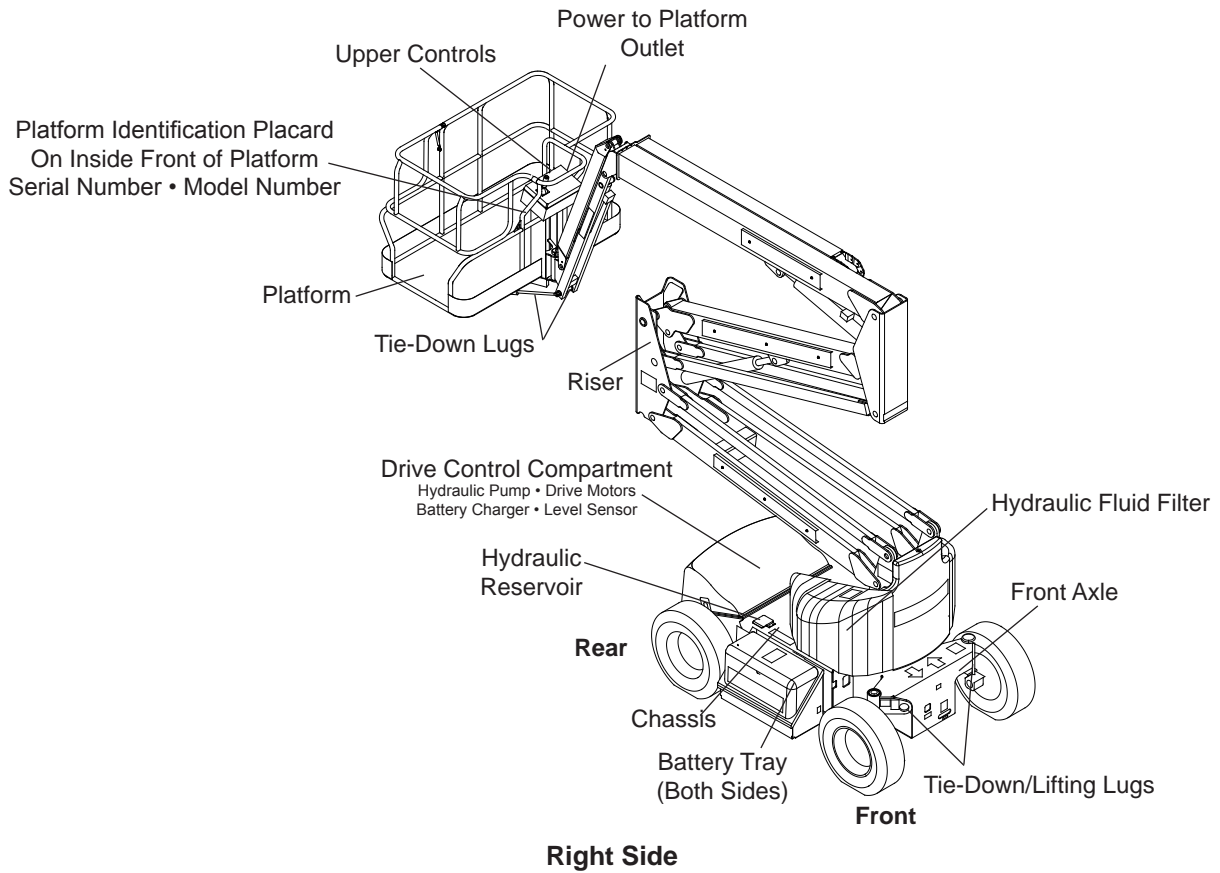
All correspondence relative to this machine, such as field reports, discrepancy reports, requests for information, etc., should be directed to:

Snorkel North America
P.O. Box 1160
St. Joseph, MO 64502-1160 USA
Phone: 1-800-255-0317

Snorkel Europe
Vigo Centre
Birtley Road
Washington
Tyne & Wear
NE38 9DA
Phone: +44 (0) 845 1550 058

<http://www.snorkellifts.com>

Component Identification



Service and Parts Information

Ordering Parts

When placing an order for service or repair parts, please have the following machine information readily available.

- Model number
- Serial number
- Snorkel part number
- Description of part
- Quantity of parts required
- Your purchase order number
- Address for order to ship to
- The desired shipment method

If ordering parts off-line, the parts order form on the following page may be mailed or faxed to the attention of the Parts Department at the following location:

Snorkel North America
P.O. Box 1160
St. Joseph, MO 64502-1160 USA
Phone: 1-800-255-0317
Parts Fax: 1-785-989-3077

Snorkel Europe
Vigo Centre
Birtley Road
Washington
Tyne & Wear
NE38 9DA
Phone: +44 (0) 845 1550 058
Parts Fax: +44 (0) 1952 607 678

Attention: Parts Department

For your convenience, our electronic on-line ordering system is accessible from the following Internet location:

<http://www.snorkellifts.com>

ANSI and OSHA Compliance

All owners and users of the aerial platform must read, understand and comply with all applicable regulations. Ultimate compliance to OSHA regulations is the responsibility of the user and their employer.

ANSI publications clearly identify the responsibilities of all personnel who may be involved with the aerial platform. A reprint of the "Manual of Responsibilities for Dealers, Owners, Users, Operators, Lessors and Lessees of ANSI/SIA A92.5-2006 Boom-Supported Elevating Work Platforms" is available from Snorkel dealers or from the factory upon request.

Copies are also available from:

Scaffold Industry Association, Inc.
P.O. Box 20574
Phoenix, AZ 85036-0574 USA

Manuals

Manuals are available from Snorkel to support any of the machines that we produce.

The specific manuals for A46JE and AB46JE aerial platforms are as follows:

A46JE Operator's Manual – ANSI

Snorkel part number – 0260072

A46JE Operator's Manual – CE

Snorkel part number – 0260229

AB46JE Operator's Manual – ANSI

Snorkel part number – 0260072 July 2008

AB46JE Operator's Manual – CE

Snorkel part number – 0260228 August 2008

A46JE/AB46JE Repair Parts Manual

Snorkel part number – 0260194

ANSI Manual of Responsibilities

ANSI/SIA A92.5-2006

Snorkel part number – 0084053

Machine Information

Model Number:

Serial Number:

Date of Purchase:

Purchased From:

Snorkel Dealer or Distributor:

Parts Order Form

Fill out completely and fax attention Parts Department to:
 Snorkel USA 1-785-989-3077
 Snorkel Europe +44 (0) 1952 607 678

Date: _____

Account Number: _____

Company: _____

Purchase Order Number: _____

Address: _____

Model Number: _____

Serial Number: _____

Ship To: _____

Contact Name: _____

Phone Number: _____

Fax Number: _____

Shipping Method: _____

Part Number	Description	Quantity

Note: Backordered parts will be shipped as soon as available using the same shipping method as the original order unless otherwise indicated below.

- Ship complete order only. Do not backorder parts.
- Ship all available parts and disposition of backordered parts.
- Other instructions as specified: _____

GENERAL INFORMATION

GENERAL INFORMATION, A46JE 1

REPAIR PARTS

CHASSIS ASSEMBLY ANSI BEFORE A46JE-04-000159 AND CE BEFORE A46JE-01-010860 6

CHASSIS ASSEMBLY A46JE PG OCTOBER 2019 AND AFTER 10

STEERING SPINDLE ASSEMBY RIGHT HAND MAY 2012 AND AFTER 15

STEERING SPINDLE ASSEMBLY LEFT HAND MAY 2012 AND AFTER 17

FRONT HUB ASSEMBLY DECEMBER 2008 AND AFTER 19

TIRE AND WHEEL FOAM FILL ASSEMBLY 20

TIRE WHEEL ASSEMBLY FOAM FILL NM W 21

TIRES FF NON-MARK ANSI CE STANDARD 22

BATTERY TRAY COVER ASSEMBLY MAY 2013 AND AFTER 23

COVER ASSEMBLY ENGINE COMPARTMENT 25

TURNTABLE ASSEMBLY A46JE ANSI A46JE-04-000158 AND BEFORE CE A46JE-01-010859 AND BEFORE 27

TURNTABLE ASSEMBLY PG ANSI A46JE-04-000159 AND AFTER PG CE A46JE-01-010860 AND AFTER 33

TURNTABLE ASSEMBLY E-DRIVE PG ORFF A46JE OCTOBER 2017 AND AFTER 38

LOWER BOOM ASSEMBLY ORFF BEFORE PG JULY 2017 AND AFTER 43

LOWER BOOM ASSEMBLY AUGUST 2017 AND AFTER 47

BOOM INSTALLATION PG A46JE A46JRT MARCH 2018 AND AFTER 51

TOP BOOM ASSEMBLY A46JE-04-000158 AND BEFORE CE A46JE-01-010859 AND BEFORE ... 53

TOP BOOM ASSEMBLY PG ANSI A46JE-04-000159 AND AFTER AND PG CE A46JE-01-010860 AND AFTER 57

TOP OUTER BOOM ORFF PG ASSEMBLY MAY 2008 AND AFTER 61

ANTI BUCKLE WEAR PAD ASSEMBLY SEPTEMBER 2008 AND AFTER 65

UPPER BOOM ASSEMBLY ORFF FEBURARY 2020 AND AFTER 67

UPPER BOOM ASSY PG ANSI A46JE-04-000158 AND BEFORE CE BEFORE A46JE-01-010859 AND BEFORE 70

UPPER BOOM ASSEMBLY ANSI/CE DECEMBER 2019 AND AFTER 73

PLATFORM INSTALLATION A46JE A46JRT 76

PLATFORM ASSEMBLY CE A46JE 82

5' STEEL PLATFORM ASSEMBLY WITH BUMP GUARD WITH PADDING 85

5' ALUMINUM PLATFORM ASSEMBLY 500# GRAVITY GATE OCTOBER 2019 AND AFTER .. 91

5' ALUMINUM PLATFORM ASSEMBLY 500# CE GRAVITY GATE OCTOBER 2019 AND AFTER 95

5' ALUMINUM PLATFORM ASSEMBLY 500# GRAVITY GATE WITH OVERLOAD OCTOBER 2019 AND AFTER 99

5' ALUMINUM PLATFORM ASSEMBLY 500# GRAVITY GATE OCTOBER 2019 AND AFTER . 102

5' ALUMINUM PLATFORM ASSEMBLY 550# PG WITH SWING GATE AND SNORKEL GUARD OCTOBER 2019 AND AFTER 105

5' ALUMINUM PLATFORM ASSEMBLY 550# WITH SNORKEL GUARD AND OVERLOAD OCTOBER 2019 AND AFTER 109

5' ALUMINUM PLATFORM ASSEMBLY 550# CE PG SWING GATE WITH SNORKEL GUARD AND OVERLOAD OCTOBER 2019 AND AFTER 112

5' STEEL PLATFORM ASSEMBLY WITH SWING GATE BUMP GUARD SYSTEM AND OVERLOAD APRIL 2017 AND AFTER	115
5' STEEL PLATFORM ASSEMBLY SWING GATE HANDRAIL WITH PADS OCTOBER 2019 AND AFTER	120
6' STEEL PLATFORM ASSEMBLY 500# ANSI GRAVITY GATE SEPTEMBER 2008 AND AFTER . 122	
6' STEEL PLATFORM ASSEMBLY 500# CE ANSI PG GRAVITY GATE WITH OVERLOAD JULY 2019 AND AFTER	125
6' STEEL PLATFORM ASSEMBLY 500# CE ANSI PG GRAVITY GATE WITH OVERLOAD NOVEMBER 2016 AND AFTER	129
6' STEEL PLATFORM ASSEMBLY ANSI BUMP GUARD ASSEMBLY WITH PADDING AND OVERLOAD	133
6' STEEL PLATFORM ASSEMBLY WITH BUMP GUARD SYSTEM AND PAD OCTOBER 2019 AND AFTER	139
6' STEEL PLATFORM ASSEMBLY WITH BUMP GUARD SYSTEM AND PAD OCTOBER 2019 AND AFTER	146
6' STEEL PLATFORM ASSEMBLY WITH BUMP GUARD SYSTEM PADDING AND OVERLOAD SEPTEMBER 2018 AND AFTER	153
6' STEEL PLATFORM ASSEMBLY 227KG PG WITH OVERLOAD AND BUMP GUARD	160
6' STEEL PLATFORM ASSEMBLY WITH BUMP GUARD AND PADDED DOUBLE HANDRAILS OCTOBER 2019 AND AFTER	163
6' STEEL PLATFORM ASSEMBLY CE WITH PADDED DOUBLE HANDRAILS AND OVERLAOD OCTOBER 2019 AND AFTER	166
6' STEEL PLATFORM ASSEMBLY DOUBLE HANDRAIL SNORKEL GUARD	169
SNORKEL GUARD ASSEMBLY A46JE A46JRT	173
SNORKEL GUARD KIT AB46 SERIES AUGUST 2015 AND BEFORE	175
PLACARDS AND DECALS A46JE	177
PLACARDS AND DECALS A46JE	180
PLACARDS AND DECALS SPANISH NON ANSI	183
LANGUAGE KIT SPANISH A46JE	186
DECAL PLACARD AB46JE FRENCH INSTALLATION SEPTEMBER 2019 AND AFTER	187

HYDRAULICS

CHASSIS HOSE ASSEMBLY A46JE PG OCTOBER 2019 AND AFTER	190
CHASSIS ASSEMBLY A46JE PG/ ANSI/ CE AFTER S/N A46JE-04-000159	192
BRAKE VALVE BEFORE A46JE-04-000159	194
BRAKE VALVE ASSEMBLY	196
BRAKE VALVE ASSEMBLY PG A46JE-04-000159 AND AFTER	198
BRAKE VALVE PG CE AFTER A46JE-01-010860	200
TORQUE DRIVE HUB OMNI GEAR	202
TORQUE DRIVE HUB REGGIANNA RIDUTTORI A46JE A46JRT	205
SWING DRIVE ASSEMBLY NOVEMBER 2015 AND BEFORE	208
SWING DRIVE A46JE A46JRT	210
MAIN VALVE E-DRIVE ASSEMBLY ORFF	211
MAIN MANIFOLD VALVE ASSEMBLY A46JE-04-000158 AND BEFORE A46JE-01-010859 AND BEFORE	213
MAIN MANIFOLD WITH PROPORTIONAL VALVE ASSEMBLY PG A46JE-04-000159 AND AFTER A46JE-01-010860 AND AFTER	215

MAIN MANIFOLD WITH PROPORTIONAL VALVE HYDRA FORCE JANUARY 2017 AND AFTER 217

DUAL PROPORTIONAL CONTROL VALVE 219

HYDRAULIC POWER UNIT ASSEMBLY 221

HYDRAULIC POWER UNIT DC 223

EMERGENCY POWER UNIT ASSEMBLY 48VOLT 225

EMERGENCY POWER UNIT 48 VOLT ANSI 227

EMERGENCY POWER ASSEMBLY ANSI CE AS A46JE-04-000159 AND AFTER CE A46JE-01-010860 AND AFTER 228

EMERGENCY POWER UNIT 12 VOLT 229

ACCUMULATOR ASSEMBLY 230

HYDRAULIC OIL RETURN FILTER ASSEMBLY 232

HYDRAULIC PLUMBING 234

HYDRAULIC KIT CE 236

STEERING CYLINDER ASSEMBLY 238

STEERING CYLINDER 240

MASTER LEVEL CYLINDER 242

RISER BOOM LIFT CYLINDER 244

MAIN BOOM LIFT CYLINDER 246

RISER BOOM LIFT CYLINDER 248

MAIN BOOM EXTEND CYLINDER 250

JIB BOOM CYLINDER 252

SLAVE LEVEL CYLINDER FISHER ROSENBOOM 254

SLAVE LEVEL CYLINDER PB 256

PLATFORM ROTATOR ASSEMBLY 258

ELECTRICAL

A46JE SOFTWARE CHANGE JUNE 2019 AND AFTER 260

AB46E CE CONVERSION 263

CHASSIS WIRING ANSI A46JE-04-000158 AND BEFORE CE A46JE-04-010859 AND BEFORE .. 266

CHASSIS WIRING HARNESS ANSI A46JE-04-000158 AND BEFORE CE A46JE-04-010859 AND BEFORE 268

CHASSIS HARNESS PG ANSI AFTER A46JE-04-000159 AND PG CE AFTER A46JE-01-010860 . 270

CHASSIS ELECTRICAL ASSEMBLY A46JE PG OCTOBER 2019 AND AFTER 272

CHASSIS ASSEMBLY PG ANSI A46JE-04-000159 AND AFTER PG CE A46JE-01-010860 AND AFTER 274

CHARGER ASSEMBLY 48 VOLT GLOBAL INPUT ANSI CE A46JE-04-171000363 AND BEFORE 276

CHARGER ASSEMBLY 48VOLT PG ANSI A46JE-04-171000364 AND AFTER 278

CHARGER ASSEMBLY 48VOLT CE 280

BATTERY CHARGER ASSEMBLY 48V - 12V A46JE 282

CONVERTER ASSEMBLY 48 VOLT DC TO 12 VOLT DC 284

CONTACTOR ASSEMBLY 48 VOLT 286

CONTACTOR PG 12VOLT ASSEMBLY ANSI A46JE-04-000159 AND AFTER CE A46JE-01-010860 AND AFTER 288

ELECTRICAL PANEL ASSEMBLY ANSI A46JE-04-000158 AND BEFORE CE A46JE-01-010859 AND BEFORE 290

PG ELECTRICAL PANEL ASSEMBLY APRIL 2019 AND AFTER	292
LEVEL SENSOR ASSEMBLY	294
BATTERY DISCONNECT PANEL ASSEMBLY	296
BATTERY DISCONNECT PANEL ASSEMBLY PG A46JE-04-000159 AND AFTER	298
BATTERY DISCONNECT PANEL ASSEMBLY PG A46JE-04-000159 AND AFTER	300
OUTLET ASSEMBLY AT CHASSIS	302
LOWER CONTROL PANEL ANSI A46JE-04-000158 AND BEFORE	304
LOWER CONTROL PANEL – CE	310
LOWER CONTROL PANEL PG ANSI A46JE-04-000159 AND AFTER PG CE A46JE-01-010860 AND AFTER	316
LOWER CONTROLS TO BRAKE RELEASE VALVE WIRING HARNESS	320
LOWER CONTROLS TO BOOM FUNCTION VALVE WIRING HARNESS	322
LOWER CONTROLS TO DRIVE CONTROLLER WIRING HARNESS	324
LOWER CONTROLS TO BOOM CONTROLLER WIRING HARNESS ANSI	326
LOWER CONTROLS TO BOOM CONTROLLER WIRING HARNESS CE	328
LOWER CONTROLS TO UPPER CONTROLS WIRING HARNESS 12/8 CONDUCTOR	330
LOWER CONTROLS TO UPPER CONTROLS WIRING HARNESS 18/19 CONDUCTOR	331
LEVEL SENSOR WIRE HARNESS JANUARY 2008	333
HORN WIRING HARNESS	334
MOTION ALARM WIRING HARNESS JULY 2016 AND AFTER	335
HARNESS TURNTABLE PG ANSI A46JE-04-000159 AND AFTER PG CE A46JE-01-010860 AND AFTER	336
HARNESS CHASSIS PG A46JE	338
WIRE HARNESS DOWN LIMIT SWITCH PG ANSI A46JE-04-000159 AND AFTER PG CE A46JE-01-010860 AND AFTER	340
DOWN LIMIT SWITCH WIRING HARNESS	342
BOOM SWITCH CONFIGURATIONS ASSEMBLY CE JUNE 2009 AND AFTER	343
RISER LIFT LIMIT SWITCH CE JUNE 2008 AND AFTER	345
BOOM LIFT LIMIT SWITCH CE FEBURARY 2014 AND AFTER	347
WIRE HARNESS EXT LIMIT SWITCH JUNE 2008 AND AFTER	349
LOWER CONTROLS TO UPPER CONTROLS WIRING HARNESS JULY 2009 AND AFTER	350
PLATFORM CONTROLS HARNESS JUNE 2016 AND BEFORE	352
PLATFORM CONTROL BOX ASSEMBLY ANSI A46JE-04-000158 AND BEFORE	354
UPPER CONTROL BOX ASSEMBLY CE A46JE-01-010859 AND BEFORE	359
PLATFORM CONTROL BOX PG ANSI A46JE-04-000159 AND AFTER PG CE A46JE-01-010860 AND AFTER	364
PLATFORM CONTROL BOX PG ANSI A46JE-04-000159 AND AFTER PG CE A46JE-01-010860 AND AFTER	369
PLATFORM CONTROL BOX ASSEMBLY PG A46JE-04-000159 AND AFTER	374
HARNESS INTERNAL PLATFORM BOX PG ANSI A46JE-04-000159 AND AFTER PG CE A46JE-01-010860	378
HARNESS PLATFORM CONTROL PG ANSI A46JE-04-000159 AND AFTER PG CE A46JE-01-010860 AND AFTER	383
HARNESS INTERNAL UPPER CONTROL BOX PG A46JRT-04-000361 AND AFTER	385
JOYSTICK SINGLE AXIS WITH ROCKER PG CONTROL	387
PLATFORM AC POWER ANSI INSTALLATION	389

HARNES POWER TO PLATFORM ASSEMBLY	391
PLATFORM FOOT SWITCH ASSEMBLY	392
WIRE HARNES E-DRIVE FOOT SWITCH	394
PLATFORM OVERLOAD MODULE WIRING HARNES	395
PLATFORM OVERLOAD SYSTEM AT LOWER CONTROLS	397
PLATFORM OVERLOAD SYSTEM AT UPPER CONTROLS	399

OPTIONS

TIRES FOAM FILLED NON-MARKING ELECTRIC	401
TOW PACKAGE	402
AMBER BEACON LIGHT	407
BEACON LIGHT A46 JULY 2019 AND AFTER	409
AMBER BEACON WIRING HARNES	411
LIGHT PACKAGE	412
HEADLIGHT TAIL LIGHT WORK LIGHT PG	414
HEADLIGHT TAIL LIGHT WORK LIGHT PG WIRING	416
HALOGEN DRIVING LIGHTS WITH RED REAR LIGHTS MAY 2013 ABD AFTER	418
DRIVE LIGHTS PG ANSI A46JE-04-000159 AND AFTER AND CE A46JE-01-010860 AND AFTER .	421
LIGHT PACKAGE LED PG	423
HARNES DRIVING LIGHTS TAIL LIGHTS PG ANSI A46JE-04-000159 AND AFTER	424
HARNES DRIVING LIGHTS TAIL LIGHTS PG ANSI A46JE-04-000159 AND AFTER	426
AIRLINE TO PLATFORM STEEL PLATFORM	428
AIRLINE TO PLATFORM ALUMINUM PLATFORM	429
EXTREME PROTECTION KIT	430
SANDBLAST KIT	431
SANDBLAST COVER ASSEMBLY	433
OPTIONAL BOOM BRUSH KIT	435
MOTION ALARM AB46	438
UPPER CONTROL BOX COVER ASSEMBLY METAL	440
UPPER CONTROL BOX COVER	441
FALL RESTRAINT ASSEMBLY 6' STEEL PLATFORM	443
PERSONAL FALL ARREST LANYARD ATTACHMENT	445
SWING GATE INSTALLATION AB46	447
PLATFORM BUMPGUARD SYSTEM CE	449
AB46 TOOL TRAY	452
PLATFORM WORK LIGHTS 2 FLOOD A46JE-04-0001585 AND BEFORE CE A46JE-01-010859 AND BEFORE	453
WORK LIGHTS PG ANSI A46JE-04-000159 AND AFTER CE A46JE-01-010860 AND AFTER	455
WIRE HARNES PLATFORM WORK LIGHTS ANSI A46JE-04-000159 AND AFTER CE A46JE-01-010860 AND AFTER	456
PLATFORM BOX COURTESY LIGHT	458
TILT LIGHT	460
CSA A46JE PACKAGE	462
CSA A46JE A46JE-04-000159 AND AFTER	464
PINION GUARD INSTALLATION A46	465

CSA A46JE PG	467
MAINTENANCE	
A46JE MAINTENANCE	468
SCHEMATICS	
A46JE ELECTRICAL SCHEMATIC ANSI A26002B	486
A46JE ELECTRICAL SCHEMATIC ANSI A26002C UPDATED WIRES ON JOYSTICK 0260006 AND 0260077	487
A46JE ELECTRICAL SCHEMATIC ANSI A26002D	488
A46JE ELECTRICAL SCHEMATIC CE A26006BA	489
A46JE ELECTRICAL SCHEMATIC CE A26006CA ADDED OVERLOAD CONTROL OVERLOAD SENSOR	490
A46JE ELECTRICAL SCHEMATIC CE A26006DA ADDED DUAL INDICATOR LIGHTS TO UPPER CONTROL BOX	491
A26006EA ELECTRICAL SCHEMATIC CE A26006EA WIRING UPDATE	492
A46JE ELECTRICAL SCHEMATIC CE A26006FB ADDED EMERGENCY POWER	493
A46JE ELECTRICAL SCHEMATIC ANSI CE A26037AA	494
A46JE ELECTRICAL SCHEMATIC ANSI CE A26037AD ADDED 10A CIRCUIT BREAKER	495
A46JE ELECTRICAL SCHEMATIC ANSI CE A26037AF UPDATED BOOM SWITCH LOGIC	497
A46JE HYDRAULIC SCHEMATIC A26007AA	499
A46JE HYDRAULIC SCHEMATIC A26007BA ADDED ACCUMULATOR	500
A46JE ELECTRICAL SCHEMATIC A26007DD A46JE HYDRAULIC SCHEMATIC A26007DD CHANGED THE ROUTING OF THE HOSE BETWEEN THE PUMP AND RESERVOIR TANK	501
A46JE HYDRAULIC SCHEMATIC A26007DE UPDATED INTERNALS OF CONTROL VALVE AND BRAKE VALVE	502
A	503
B	510

DANGER

The aerial platform is not electrically insulated. Death or serious injury will result from contact with, or inadequate clearance from, an energized conductor.

Do not go closer than the Minimum Safe Approach Distance as defined by ANSI standards.

Regard all conductors as energized.

Allow for electrical wire sag and aerial platform sway.

If the platform, boom structure, or any part of the aerial platform contacts a high-voltage electrical conductor, the entire machine can become electrically charged.

If that happens, remain on the machine and do not contact any other structure or object. This includes the ground, adjacent buildings, poles, and any other objects that are not part of the aerial platform.

Such contact could make your body a conductor to the other object, creating an electrical shock hazard resulting in death or serious injury.

If an aerial platform is in contact with an energized conductor the platform operator must warn ground personnel in the vicinity to stay away. Their bodies can conduct electricity creating an electrical shock hazard resulting in death or serious injury.

Do not approach or leave the aerial platform until the electricity has been turned off.

Do not attempt to operate the lower controls when the platform, boom structure, or any part of the aerial platform is in contact with a high-voltage electrical conductor or if there is an immediate danger of such contact.

Personnel on or near an aerial platform must be continuously aware of electrical hazards, recognizing that death or serious injury can result from contact with an energized conductor.

California

Proposition 65 Warning

Battery posts, terminals and related accessories contain lead and lead components, chemicals known to the State of California to cause cancer and birth defects or other reproductive harm. Wash hands after handling.

General Information

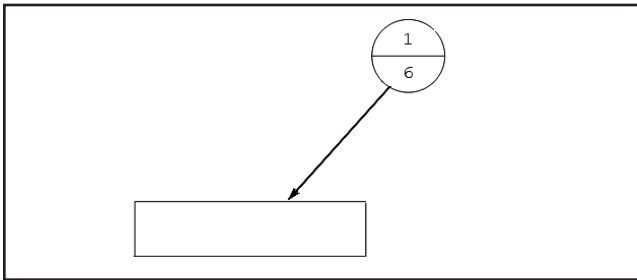
About This Manual

This manual covers A46JE and AB46JE aerial platforms. Information is included for machines that have been manufactured to conform to all applicable requirements of the following organizations:

- American National Standards Institute (ANSI)
- Canadian Standards Association (CSA)
- European Committee for Standardization (CE)
- Australian Standards (AS) certification

Part pages include a drawing and a bill of material. The bill of material lists the item number that is on the drawing, the Snorkel part number, quantity used and a description of the item.

Some callouts in the drawings may have a balloon with two numbers. The top number is the item number and the bottom number is the quantity of the item at that location.



While Snorkel has attempted in every way to confirm that all information in this manual is correct, improvements are being constantly made to the machine that may not be reflected in this manual.

If you find information in this manual that is not correct or is confusing, you are urged to report your findings to Snorkel for our evaluation. Your input is important to us and will be used in future printings of this manual.

This machine is covered by a limited warranty that specifically identifies items warrantied by Snorkel and those items covered by original manufacturer's warranty. A copy of the Snorkel Limited Warranty is located on the inside of the back cover of this manual.

Repairs and Maintenance

Every person who maintains, inspects, tests or repairs the machine must be qualified and authorized to do so.

⚠Caution

Do not modify this aerial platform without prior written consent of Snorkel Engineering Department. Modification may void the warranty, adversely affect stability or affect the operational characteristics of the aerial platform.

Abbreviations

The following abbreviations may be used in this manual.

AC	alternating current
ANSI	American National Standards Institute
AR	as required
CCA	cold cranking amps
cm	centimeter
DC	direct current
ft	feet
GFCI	ground fault circuit interruptor
in	inch
lbs	pounds
mm	millimeter
no	number
NPT	national pipe thread
psi	pounds per square inch
qty	quantity
rpm	revolutions per minute
UL	Underwriters Laboratories Inc.

Additional Information

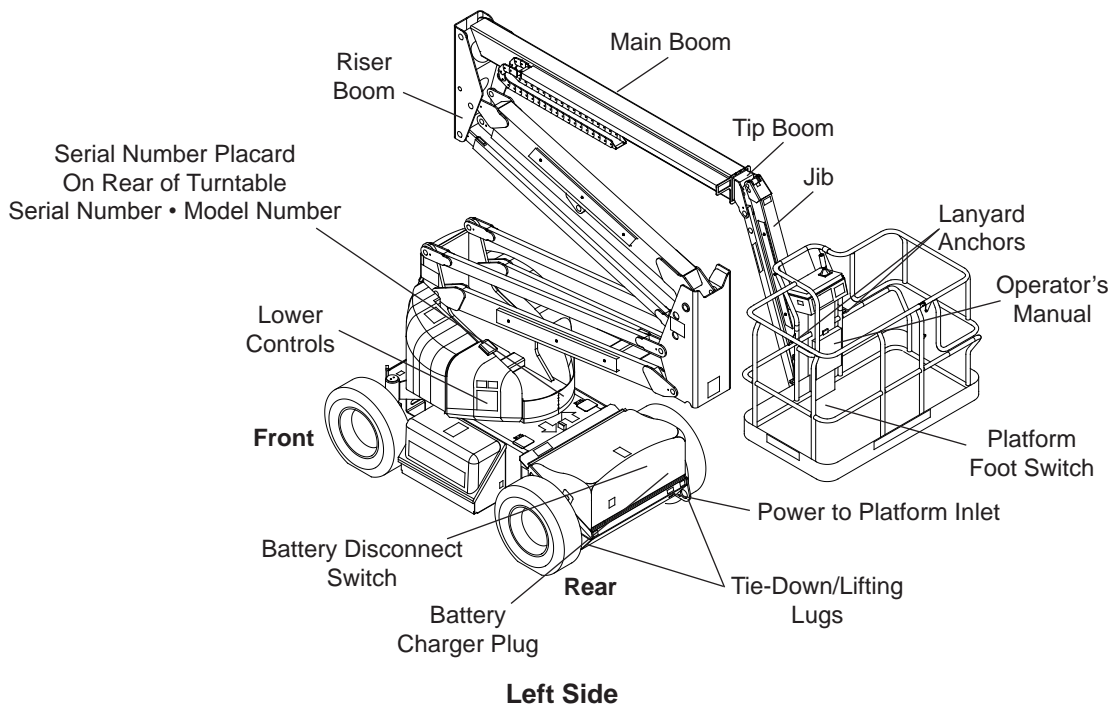
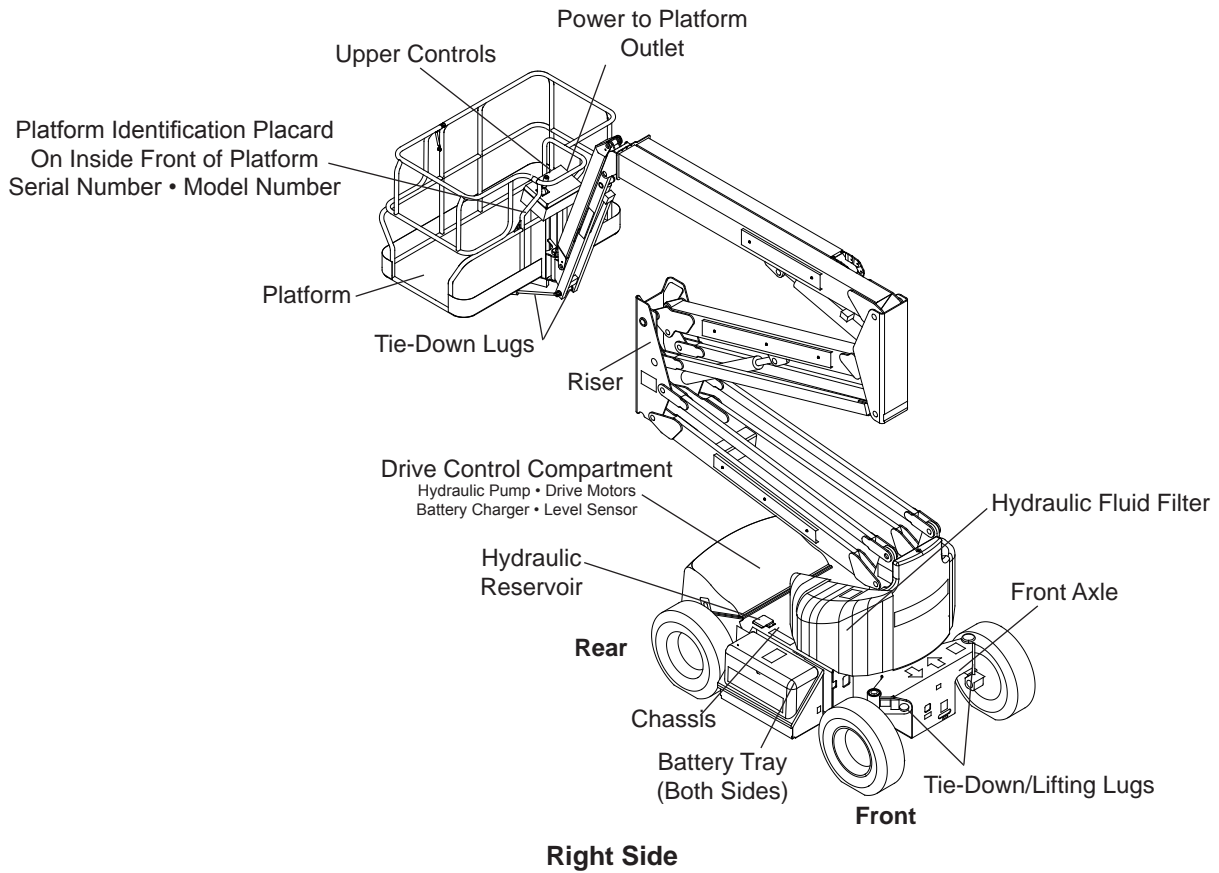
All correspondence relative to this machine, such as field reports, discrepancy reports, requests for information, etc., should be directed to:

Snorkel North America
P.O. Box 1160
St. Joseph, MO 64502-1160 USA
Phone: 1-800-255-0317

Snorkel Europe
Vigo Centre
Birtley Road
Washington
Tyne & Wear
NE38 9DA
Phone: +44 (0) 845 1550 058

<http://www.snorkellifts.com>

Component Identification



Service and Parts Information

Ordering Parts

When placing an order for service or repair parts, please have the following machine information readily available.

- Model number
- Serial number
- Snorkel part number
- Description of part
- Quantity of parts required
- Your purchase order number
- Address for order to ship to
- The desired shipment method

If ordering parts off-line, the parts order form on the following page may be mailed or faxed to the attention of the Parts Department at the following location:

Snorkel North America
P.O. Box 1160
St. Joseph, MO 64502-1160 USA
Phone: 1-800-255-0317
Parts Fax: 1-785-989-3077

Snorkel Europe
Vigo Centre
Birtley Road
Washington
Tyne & Wear
NE38 9DA
Phone: +44 (0) 845 1550 058
Parts Fax: +44 (0) 1952 607 678

Attention: Parts Department

For your convenience, our electronic on-line ordering system is accessible from the following Internet location:

<http://www.snorkellifts.com>

ANSI and OSHA Compliance

All owners and users of the aerial platform must read, understand and comply with all applicable regulations. Ultimate compliance to OSHA regulations is the responsibility of the user and their employer.

ANSI publications clearly identify the responsibilities of all personnel who may be involved with the aerial platform. A reprint of the "Manual of Responsibilities for Dealers, Owners, Users, Operators, Lessors and Lessees of ANSI/SIA A92.5-2006 Boom-Supported Elevating Work Platforms" is available from Snorkel dealers or from the factory upon request.

Copies are also available from:

Scaffold Industry Association, Inc.
P.O. Box 20574
Phoenix, AZ 85036-0574 USA

Manuals

Manuals are available from Snorkel to support any of the machines that we produce.

The specific manuals for A46JE and AB46JE aerial platforms are as follows:

A46JE Operator's Manual – ANSI

Snorkel part number – 0260072

A46JE Operator's Manual – CE

Snorkel part number – 0260229

AB46JE Operator's Manual – ANSI

Snorkel part number – 0260072 July 2008

AB46JE Operator's Manual – CE

Snorkel part number – 0260228 August 2008

A46JE/AB46JE Repair Parts Manual

Snorkel part number – 0260194

ANSI Manual of Responsibilities

ANSI/SIA A92.5-2006

Snorkel part number – 0084053

Machine Information

Model Number:

Serial Number:

Date of Purchase:

Purchased From:

Snorkel Dealer or Distributor:

Parts Order Form

Fill out completely and fax attention Parts Department to:
 Snorkel USA 1-785-989-3077
 Snorkel Europe +44 (0) 1952 607 678

Date: _____ Account Number: _____

Company: _____ Purchase Order Number: _____

Address: _____ Model Number: _____

_____ Serial Number: _____

_____ Ship To: _____

Contact Name: _____

Phone Number: _____

Fax Number: _____

Shipping Method: _____

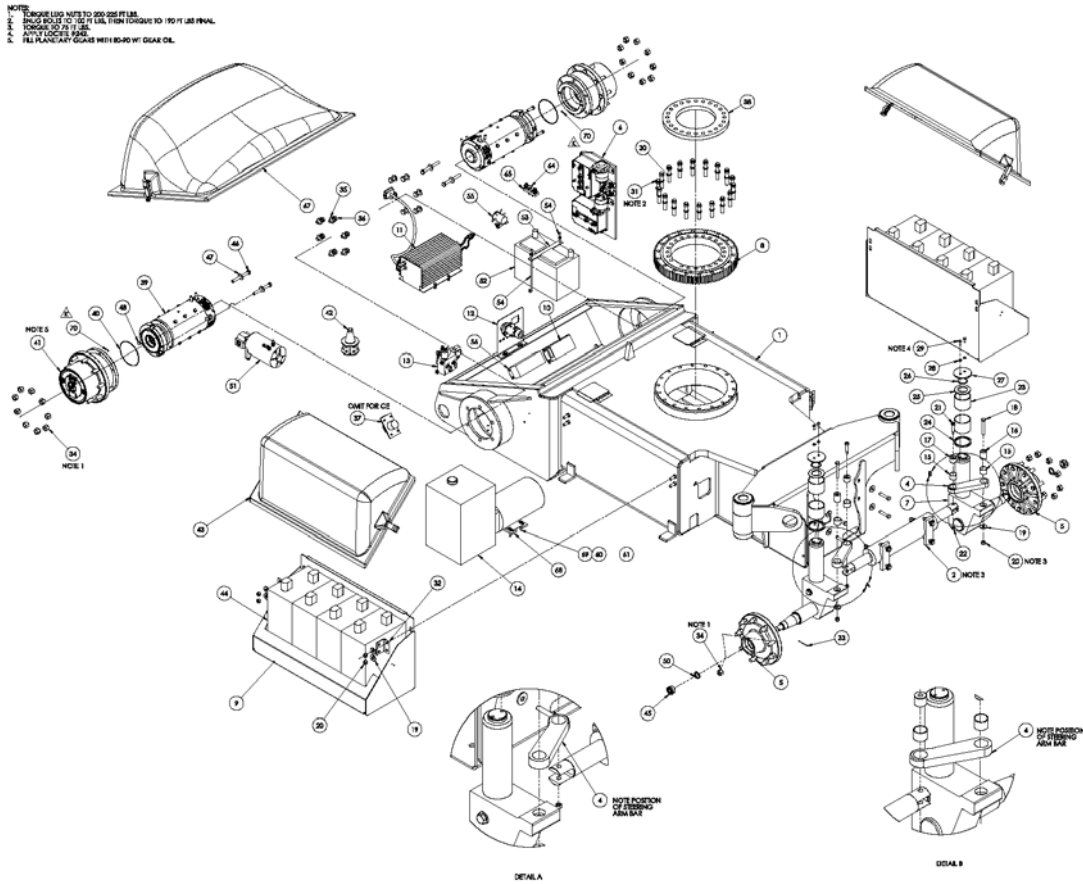
Part Number	Description	Quantity

Note: Backordered parts will be shipped as soon as available using the same shipping method as the original order unless otherwise indicated below.

- Ship complete order only. Do not backorder parts.
- Ship all available parts and disposition of backordered parts.
- Other instructions as specified: _____

CHASSIS ASSEMBLY ANSI BEFORE A46JE-04-000159 AND CE BEFORE A46JE-01-010860

REPAIR PARTS



アイテム	部品番号	名前	数量	UOM
	0260474 K	CHASSIS ASSEMBLY A46JE		EA
1	116314 000	CHASSIS WELDMENT	1	EA
2	0260464	STEERING CYLNDER ASSEMBLY	1	EA
Not Shown	0260468	STEERING SPINDLE ASSY, RH	1	EA
4	068372 000	STEERING ARM BAR	2	EA
5	116354 000	FRONT HUB ASSEMBLY	2	EA
6	0260440	ELECTRICAL PANEL ASSEMBLY	1	EA

CHASSIS ASSEMBLY ANSI BEFORE A46JE-04-000159 AND CE BEFORE A46JE-01-010860

アイテム	部品番号	名前	数量	UOM
7	0260467	STEERING SPINDLE ASSY, LH	1	EA
8	116322 000	ROTATION BEARING	1	EA
9	068726 000	BATTERY TRAY WELDMENT	2	EA
10	0260461	CONVERTER ASSEMBLY	1	EA
11	0260459	CHARGER ASSEMBLY	1	EA
12	0260456	INDICATOR ASSEMBLY	1	EA
13	0260463	BRAKE VALVE ASSEMBLY	1	EA
14	0260469	POWER UNIT ASSEMBLY	1	EA
15	062642 033	BRG .625ID .719OD .50L	4	EA
16	068378 000	STEERING PIN LONG	2	EA
17	068380 000	STEERING PIN, SHORT	2	EA
18	056065 090	BLT HEXHD M12 1.75 90MM	2	EA
19	056069 012	WASHER DIN125A M12 ZP	14	EA
20	5563078	NUT HEX LKG M 12 1.75	12	EA
21	5563044	BOLT, SKTHD SHLDR .500 1.75	2	EA
22	5560033	.375 16UNC HEX LOCK NUT	2	EA
23	068576 001	BEARING	4	EA
24	011788 001	SEAL	2	EA
25	010092 014	THRUST WASHER	2	EA
26	013888 224	O RING, 1.75 ID X .125 SECT	2	EA
27	068373 000	STEERING PIN CAP	2	EA
28	056021 008	Washer SpringWasher DIN127B M8	4	EA
29	058492 020	Bolt HexSetScrew DIN933 M8 x 2	4	EA
30	5563056	BLT 12PT M16 2.0 80MM SP FLOR	18	EA
31	068727 000	ANGLE, BATTERY TRAY MOUNT	18	EA

CHASSIS ASSEMBLY ANSI BEFORE A46JE-04-000159 AND CE BEFORE A46JE-01-010860

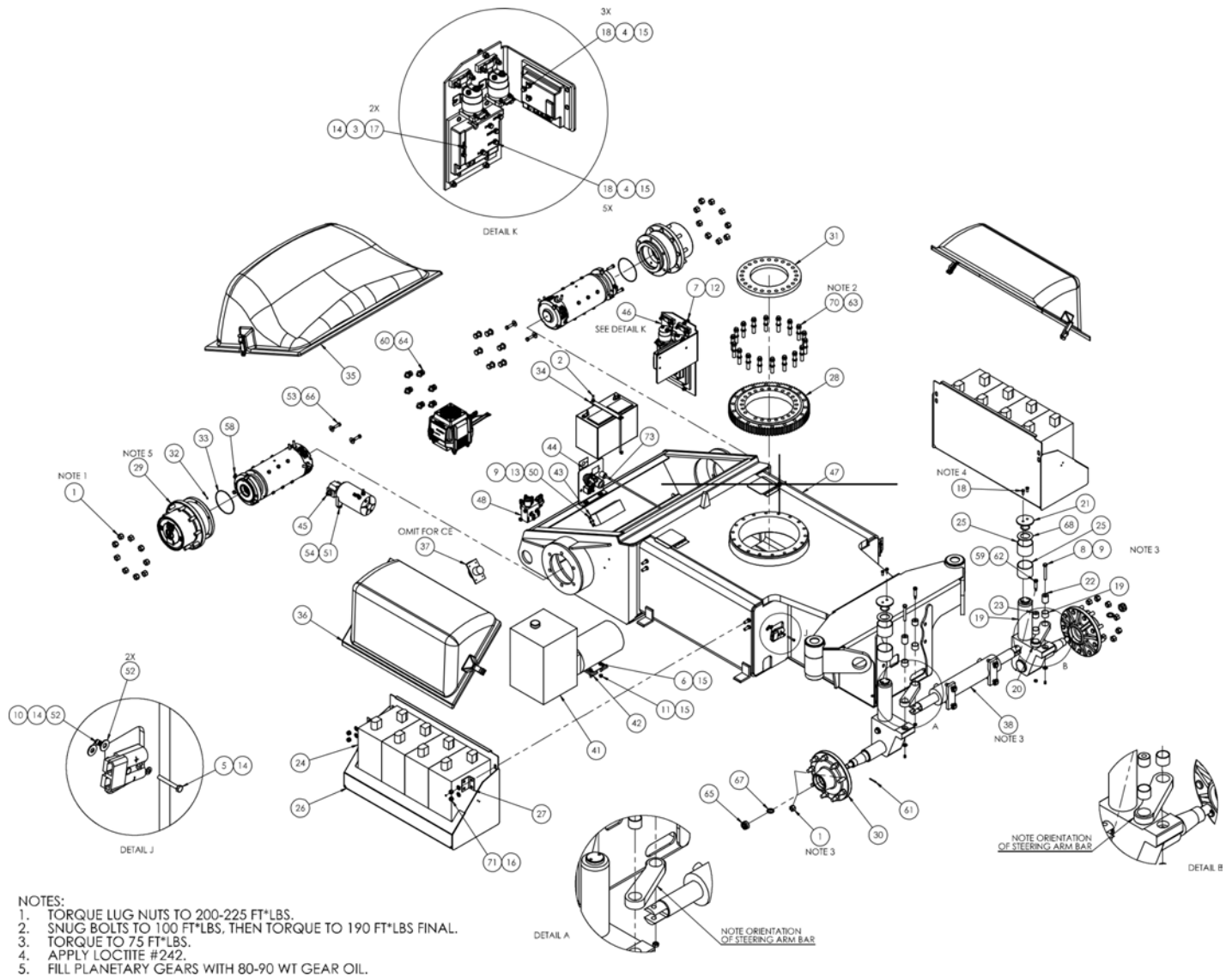
アイテム	部品番号	名前	数量	UOM
32	5560282	PIN COT .125 2.00	4	EA
33	5560282	PIN COT .125 2.00	2	EA
34	011469 006	Lug Nut 5/8 18 RH	36	EA
35	5560169	WSHR FLAT HARD .625 SP	12	EA
36	5563124	HHCS, .625 11 UNC, STL, GR 8, 1.25 LG.	12	EA
37	0260462	OUTLET ASSEMBLY – OMIT FOR CE	1	EA
38	0260062	RING INNER BEARING SPACER	1	EA
39	0260001	MOTOR, ELECTRIC	2	EA
40	0260099	O Ring	2	EA
41	116324 000	Wheel Gearbox	2	EA
42	0260460	LEVELING SENSOR ASSEMBLY	1	EA
43	0260458	COVER ASSEMBLY BATTERY TRAY	2	EA
44	068568 000	BATTERY US #L 16	8	EA
45	5563126	NUT HEX CASTLE 1.00 12	2	EA
46	978549	HHCS, .500 13 UNC, STL, GR 5, 4.50 LG	4	EA
47	986359	FLATWASHER 1/2"	4	EA
48	5563132	BLT HEXHD .438 14 1.50 GR8	6	EA
Not Shown	5563071	BLT HEXHD M12 1.75 60MM	4	EA
50	5563135	WSHR FLAT 1 X 1.5 X .125	2	EA
51	6020058	EMERGENCY PWR UNIT TB/ATB	1	EA
52	06299 002	27 60 STARTING BATTE	1	EA
53	0260139	BAR, BATTERY HOLD DOWN	1	EA
54	012039 000	ROD BAT HOLD DOWN	2	EA
55	3040506	SOLENOID 12V 150	1	EA

CHASSIS ASSEMBLY ANSI BEFORE A46JE-04-000159 AND CE BEFORE A46JE-01-010860

アイテム	部品番号	名前	数量	UOM
56	0260756	BATTERY CHARGER ASSEMBLY AB46E	1	EA
Not Shown	986019	WSHR FLAT .250	12	EA
Not Shown	5560004	NUT LKG .250 20	2	EA
Not Shown	970369	BLT HEXHD .313 18 X 1.00 GR5	2	EA
60	056069 006	WSHR STEELFLATWSHE M6 DIN125A	14	EA
61	056066 006	Nut NylockNut DIN985 M6 8.0 Zi	10	EA
62	512459 016	BLT HEXHD M4 X 0.7 X 16MM DIN 933 8.8 ZP	4	EA
Not Shown	970029	BLT .25 20 .750	2	EA
64	010148 003	Fuse 350 A	1	EA
65	446086	Fuse Block	1	EA
Not Shown	5563164	FSHCS M5 0.8 X 30	2	EA
67	0260455	COVER ASSEMBLY	1	EA
68	0260679	PUMP SPACER – AFTER MAY 13, 2014	2	EA
69	056058 045	HHCS M6 X 1 X 45 G8.8 ISO 4014 DIN 931	4	EA
70	0260070	O Ring	2	EA

CHASSIS ASSEMBLY A46JE PG OCTOBER 2019 AND AFTER

REPAIR PARTS



- NOTES:
1. TORQUE LUG NUTS TO 200-225 FT*LBS.
 2. SNUG BOLTS TO 100 FT*LBS, THEN TORQUE TO 190 FT*LBS FINAL.
 3. TORQUE TO 75 FT*LBS.
 4. APPLY LOCTITE #242.
 5. FILL PLANETARY GEARS WITH 80-90 WT GEAR OIL.

アイテム	部品番号	名前	数量	UOM
	0260867 P1	CHASSIS ASSEMBLY A46JE PG OCTOBER 2019 AND AFTER		EA
1	011469 006	Lug Nut 5/8 18 RH	36	EA
2	012039 000	ROD BAT HOLD DOWN	2	EA
3	056021 006	WASHER SPRING WASHER M6 DIN 127B GR8.8 ZP	2	EA
4	056021 008	Washer SpringWasher DIN127B M8	12	EA

CHASSIS ASSEMBLY A46JE PG OCTOBER 2019 AND AFTER

アイテム	部品番号	名前	数量	UOM
5	056058 045	HHCS M6 X 1 X 45 G8.8 ISO 4014 DIN 931	4	EA
6	056059 045	Bolt, HexBolt DIN931 M8 x 45mm	4	EA
7	056060 035	BOLTHEXBOLT DIN 931 M10 X 35MM 8.8 ZP	3	EA
8	056065 090	BLT HEXHD M12 1.75 90MM	2	EA
9	056066 005	Nut NylockNut DIN985 M5 8.0 Zi	4	EA
10	056066 006	Nut NylockNut DIN985 M6 8.0 Zi	4	EA
11	056066 008	NUT NYLOCKNUT DIN985 M8 8.0 ZP	4	EA
12	056066 010	Nut, NylockNut DIN985 M10 8.0ZincPlated	3	EA
13	056069 004	Wshr, SteelFlatWshr M4 DIN125	8	EA
14	056069 006	WSHR STEELFLATWSHE M6 DIN125A	12	EA
15	056069 008	WASHER, STEELFLATWASHER DIN12M8 FLAT WASHER DIN 125	10	EA
16	056069 012	WASHER DIN125A M12 ZP	10	EA
17	058491 020	HHCS M6 X 1 X 20 G8.8 DIN 933	2	EA
18	058492 020	Bolt HexSetScrew DIN933 M8 x 2	4	EA
19	062642 033	BRG .625ID .719OD .50L	4	EA
20	068372 000 8	STEERING ARM	2	EA
21	068373 000	STEERING PIN CAP	2	EA
22	068378 000	STEERING PIN LONG	2	EA
23	068380 000	STEERING PIN, SHORT	2	EA
24	068568 000	BATTERY US #L 16	8	EA

CHASSIS ASSEMBLY A46JE PG OCTOBER 2019 AND AFTER

アイテム	部品番号	名前	数量	UOM
25	068576 001	BEARING	4	EA
26	068726 000 8	BATTERY TRAY WELDMENT	2	EA
27	068727 000 8	ANGLE BATTERY TRAY MOUNT	4	EA
28	116322 000	ROTATION BEARING	1	EA
29	116324 000 3	HUB PLANETARY	2	EA
30	116354 000 3	FRONT HUB ASSY	2	EA
31	0260062	RING INNER BEARING SPACER	1	EA
32	0260070	O Ring	2	EA
33	0260099	O Ring	2	EA
34	0260139 8	BAR BATTERY HOLD DOWN	1	EA
35	0260455	COVER ASSEMBLY	1	EA
36	0260458	COVER ASSEMBLY BATTERY TRAY	2	EA
37	0260462	OUTLET ASSEMBLY – OMIT FOR CE	1	EA
38	0260464	STEERING CYLNDER ASSEMBLY	1	EA
39	0260467	STEERING SPINDLE ASSY, LH	1	EA
40	0260468	STEERING SPINDLE ASSY, RH	1	EA
41	0260469	POWER UNIT ASSEMBLY	1	EA
42	0260679 8	PUMP SPACER	2	EA
43	0260756	BATTERY CHARGER ASSEMBLY AB46E	1	EA
44	0260803	INDICATOR ASSEMBLY DISCONNECT	1	EA
45	0260805	EMERGENCY POWER SUB ASSEMBLY A46E PG	1	EA
46	0260818	ELECTRICAL PANEL ASSEMBLY PG	1	EA
47	0260819 8	WLDMT CHASSSIS A46JE	1	EA
48	0261046	A46JE PG BRAKE VALVE ASSY	1	EA

CHASSIS ASSEMBLY A46JE PG OCTOBER 2019 AND AFTER

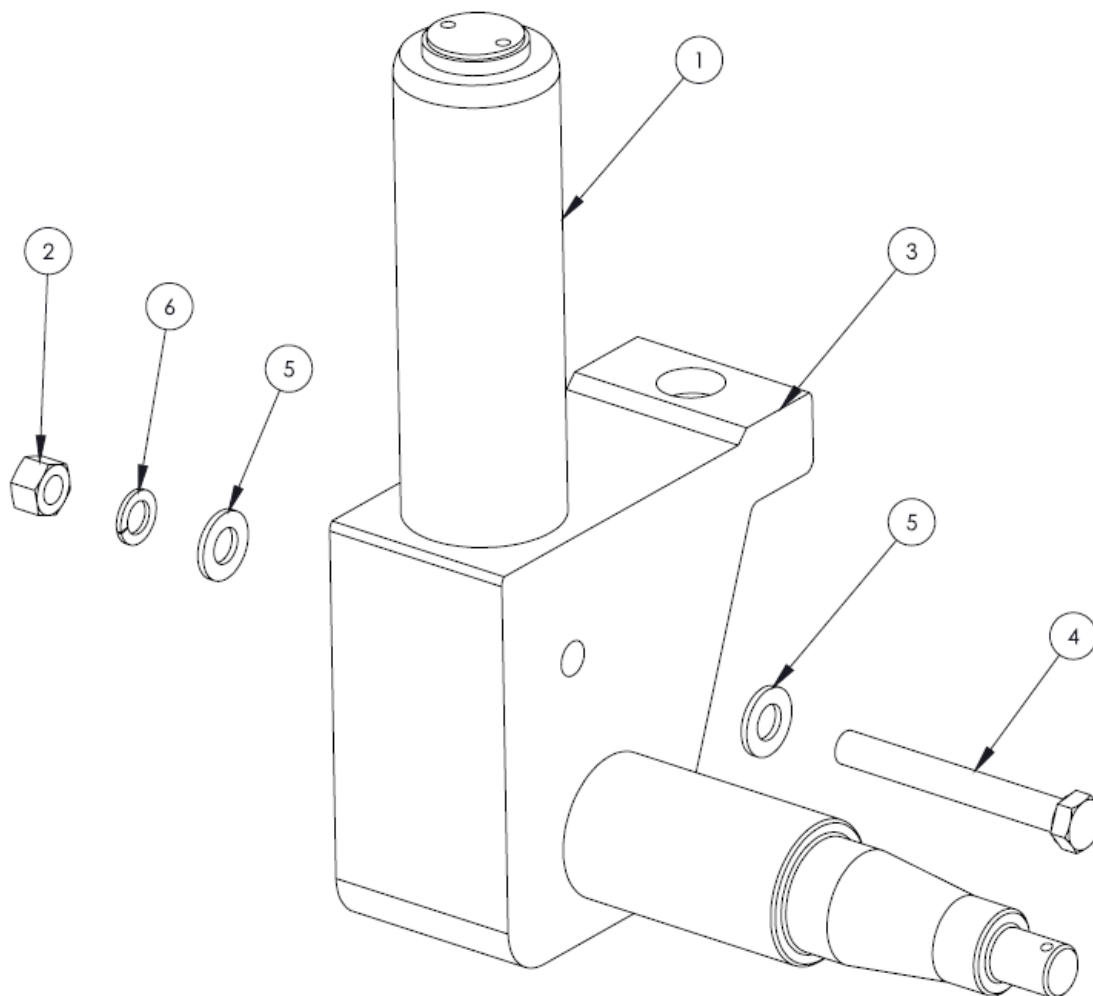
アイテム	部品番号	名前	数量	UOM
49	0261070	CHARGER ASSY 48V	1	EA
50	512459 016	BLT HEXHD M4 X 0.7 X 16MM DIN 933 8.8 ZP	4	EA
51	970369	BLT HEXHD .313 18 X 1.00 GR5	2	EA
52	986019	WSHR FLAT .250	8	EA
53	986179	WSHR 7/16 FLAT	4	EA
54	986269	WSHR FLAT .313	2	EA
55	986299	WASHER, FLAT, .375 STANDARD, PLATED	2	EA
56	3050002	BATTERY 12V	1	EA
57	3087833	A46JE DRIVE MOTORS XQ 3.2T	2	EA
58	5035303	FTG ELB90STRTHD 4B 4S STL	2	EA
59	987109	WSHR LOCK .313	2	EA
60	5560169	WSHR FLAT HARD .625 SP	12	EA
61	5560282	PIN COT .125 2.00	2	EA
62	5563044	BOLT, SKTHD SHLDR .500 1.75	2	EA
63	5563058	WASHER FLAT HARD .656	18	EA
64	5563117	BLT HEXHD .625 11 X 1.250 GR8	12	EA
65	5563126	NUT HEX CASTLE 1.00 12	2	EA
66	5563132	BLT HEXHD .438 14 1.50 GR8	10	EA
67	5563135	WSHR FLAT 1 X 1.5 X .125	2	EA
68	010092 014	THRUST WASHER	2	EA
69	013888 224	O RING, 1.75 ID X .125 SECT	2	EA
70	5563056	BLT 12PT M16 2.0 80MM SP FLOR	18	EA
71	056066 012	Nut, NylockNut DIN985 M12 8.0	8	EA
72	A26034A	CHASSIS ASSY A46JE PG DRAWING ONLY	0	EA

CHASSIS ASSEMBLY A46JE PG OCTOBER 2019 AND AFTER

アイテム	部品番号	名前	数量	UOM
Not Shown		Base Assembly		EA

STEERING SPINDLE ASSEMBY RIGHT HAND MAY 2012 AND AFTER

REPAIR PARTS



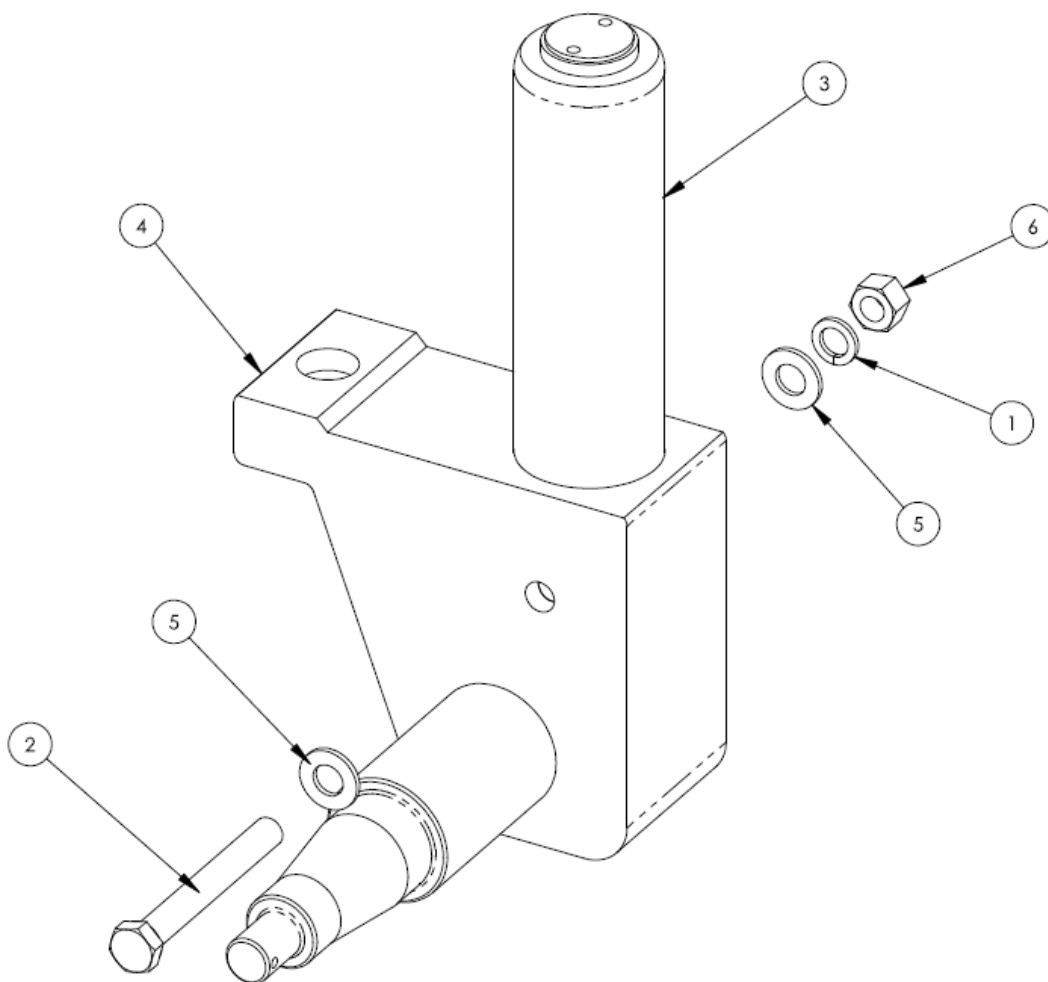
アイテム	部品番号	名前	数量	UOM
	0260468 B	STEERING SPINDLE ASSEMBY RIGHT HAND MAY 2012 AND AFTER	1	EA
1	068368 000	STEERING PIVOT	1	EA

STEERING SPINDLE ASSEMBY RIGHT HAND MAY 2012 AND AFTER

アイテム	部品番号	名前	数量	UOM
2	5563082	NUT HEX M16 X 2.0	1	EA
3	116353 001	STEERING SPINDLE WLDMT, RH	1	EA
4	058480 130	HHCS M16 X 2.0 130 G10.9 ISO 4014 DIN 931	1	EA
5	5560169	WSHR FLAT HARD .625 SP	2	EA
6	056021 016	WSHR LOCK M16 DIN 127	1	EA

STEERING SPINDLE ASSEMBLY LEFT HAND MAY 2012 AND AFTER

REPAIR PARTS



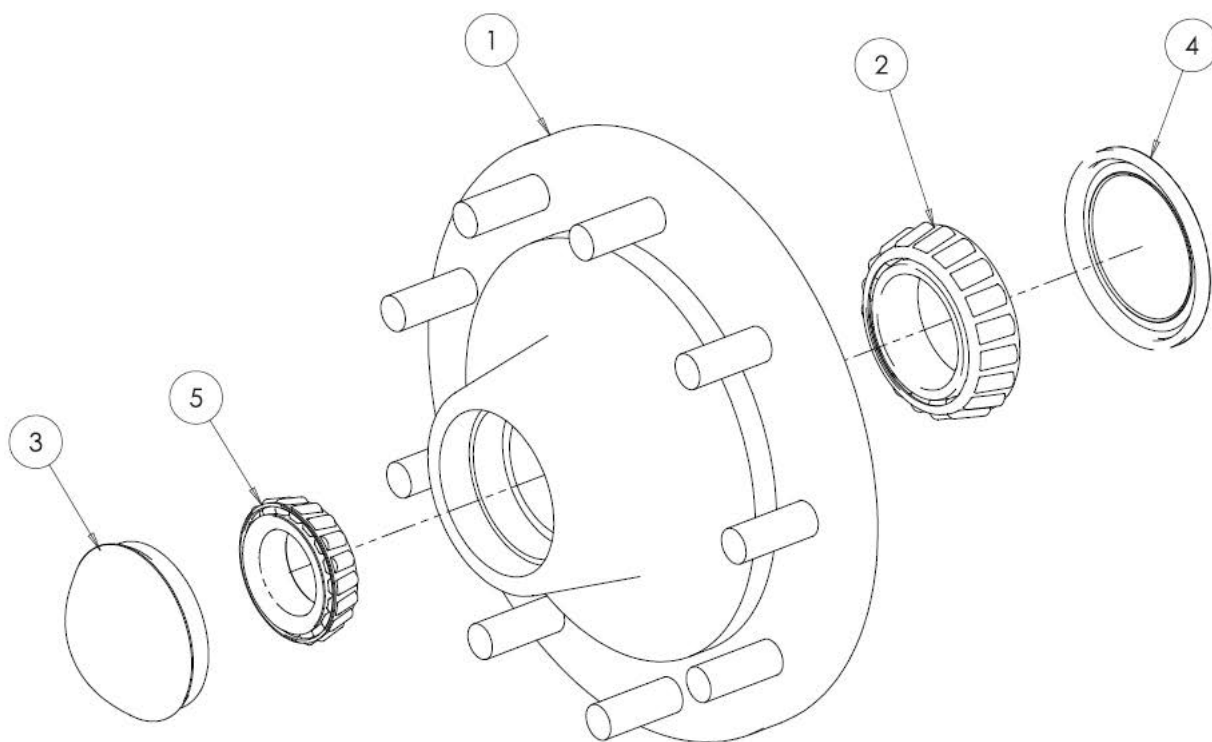
アイテム	部品番号	名前	数量	UOM
	0260467 B	STEERING SPINDLE ASSEMBLY LEFT HAND MAY 2012 AND AFTER	1	EA
1	056021 016	WSHR LOCK M16 DIN 127	1	EA

STEERING SPINDLE ASSEMBLY LEFT HAND MAY 2012 AND AFTER

アイテム	部品番号	名前	数量	UOM
2	058480 130	HHCS M16 X 2.0 130 G10.9 ISO 4014 DIN 931	1	EA
3	068368 000	STEERING PIVOT	1	EA
4	116353 000	STEERING SPINDLE WLDMT, LH	1	EA
5	5560169	WSHR FLAT HARD .625 SP	2	EA
6	5563082	NUT HEX M16 X 2.0	1	EA

FRONT HUB ASSEMBLY DECEMBER 2008 AND AFTER

REPAIR PARTS



アイテム	部品番号	名前	数量	UOM
	116354 000 B	FRONT HUB ASSEMBLY DECEMBER 2008 AND AFTER	1	EA
1	116354 001	FRONT HUB – REFERENCE ONLY NOT AVAILABLE	1	EA
2	0260510	BRG. TAPER ROLLER	1	EA
3	0260511	WHEEL BEARING GREASE CAP	1	EA
4	0260512	WHEEL BEARING GREASE SEAL	1	EA
5	0260509	BRG. TAPER ROLLER	1	EA

TIRE AND WHEEL FOAM FILL ASSEMBLY

REPAIR PARTS

NO IMAGE AVAILABLE
(BOM FOR REFERENCE ONLY)

アイテム	部品番号	名前	数量	UOM
	0260153 1 A	TIRE AND WHEEL FOAM FILL ASSEMBLY		EA
1	0073298	Decal, Foam Tyres	2	EA
2	116351 003 1	TIRE/WHEEL ASSY FOAM FILL NM	1	EA

TIRE WHEEL ASSEMBLY FOAM FILL NM W

REPAIR PARTS

NO IMAGE AVAILABLE
(BOM FOR REFERENCE ONLY)

アイテム	部品番号	名前	数量	UOM
	0260153 9 SK	TIRE WHEEL ASSEMBLY FOAM FILL NM W		EA
1	116351 003	TIRE/WHEEL ASSY	1	EA
2	0073298	Decal, Foam Tyres	1	EA

TIRES FF NON-MARK ANSI CE STANDARD

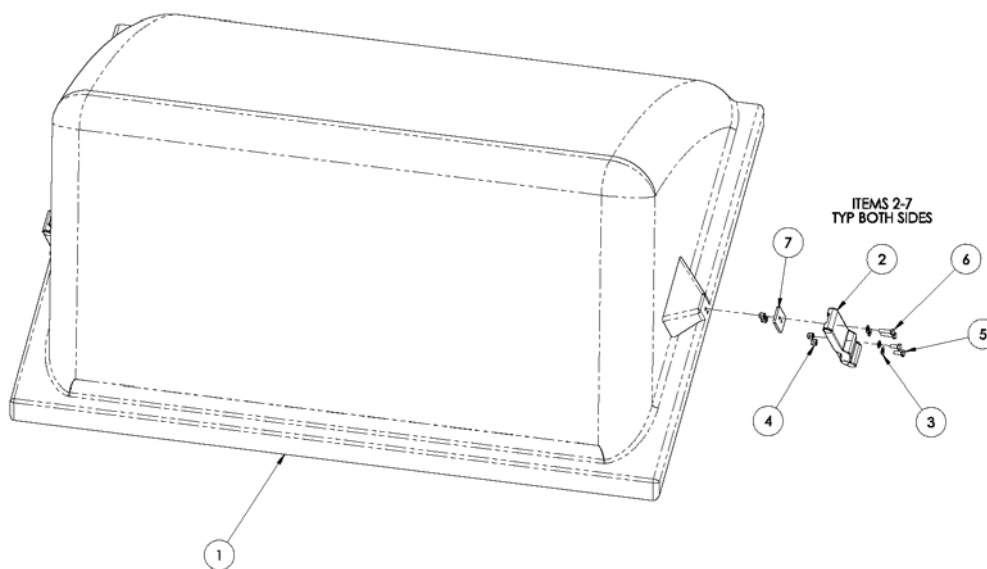
REPAIR PARTS

NO IMAGE AVAILABLE
(BOM FOR REFERENCE ONLY)

アイテム	部品番号	名前	数量	UOM
	0261053 A	TIRES FF NON MARK ANSI CE STANDARD		EA
1	0073298	Decal, Foam Tyres	1	EA
2	0261052	TIRE/WHEEL ASSY FOAM FILL NM	1	EA

BATTERY TRAY COVER ASSEMBLY MAY 2013 AND AFTER

REPAIR PARTS



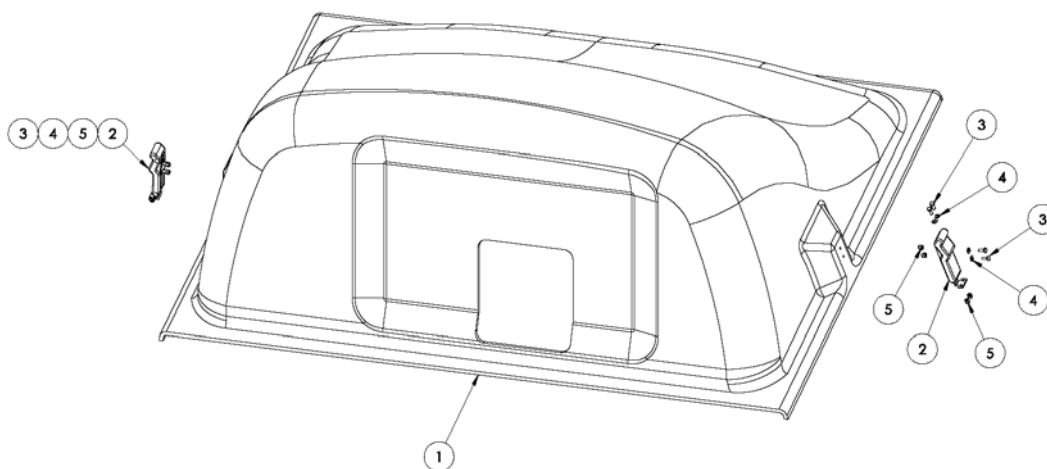
アイテム	部品番号	名前	数量	UOM
	0260458 C	BATTERY TRAY COVER ASSEMBLY MAY 2013 AND AFTER		EA
1	068659 000	COVER, BATTERY TRAY	1	EA
2	068757 000	DRAW LATCH COVER	2	EA
3	056069 004	Wshr, SteelFlatWshr M4 DIN125	8	EA
4	056066 004	NUT NYLOCK DIN985 M4 8.0 ZP	8	EA

BATTERY TRAY COVER ASSEMBLY MAY 2013 AND AFTER

アイテム	部品番号	名前	数量	UOM
5	512459 010	HHCS M4 X 0.7 x 10 G8.8 ISO 4017 DIN 933	4	EA
6	512459 016	BLT HEXHD M4 X 0.7 X 16MM DIN 933 8.8 ZP	4	EA
7	0260702	PLT BACKER BATTERY COVER	2	EA

COVER ASSEMBLY ENGINE COMPARTMENT

REPAIR PARTS



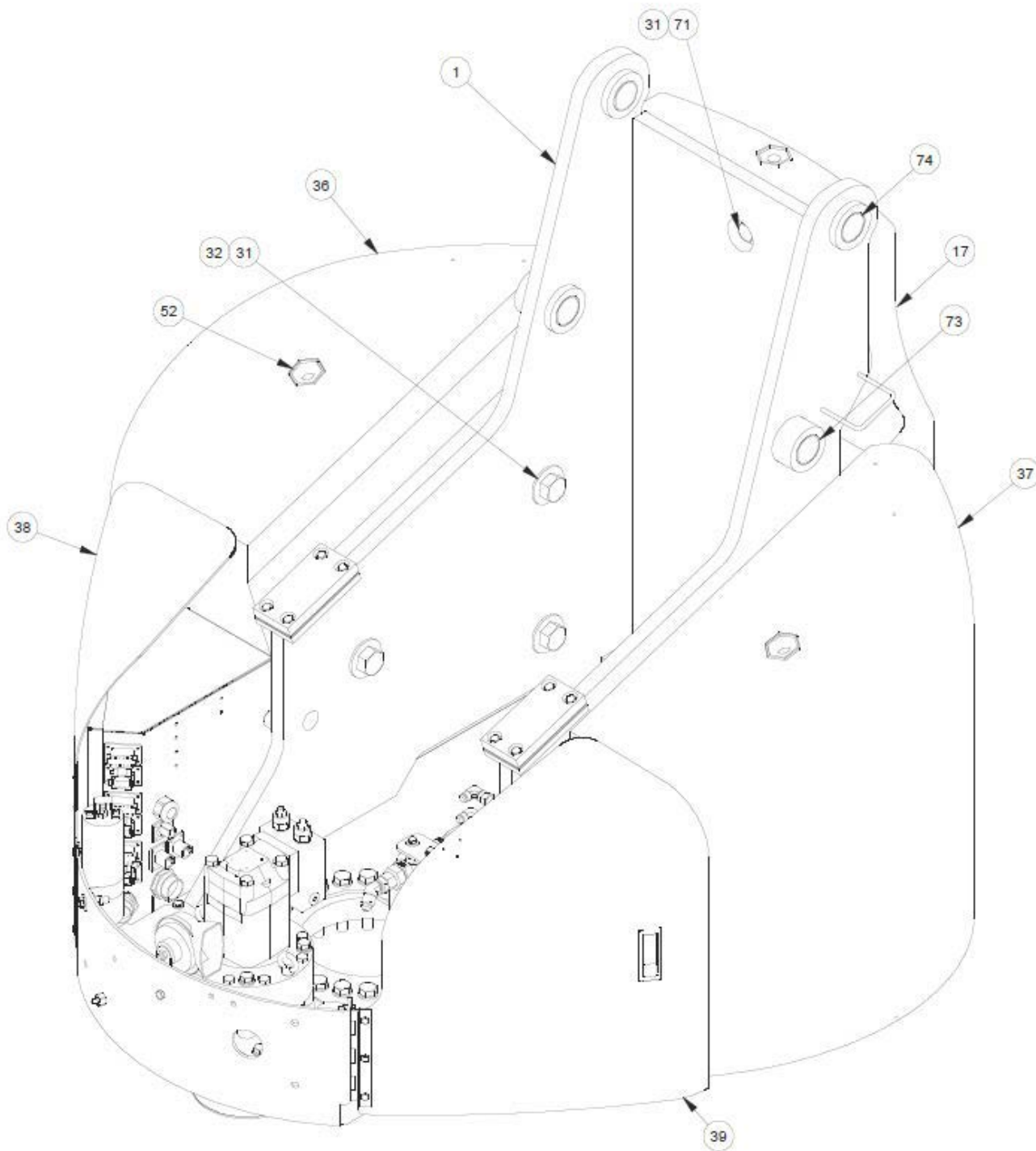
アイテム	部品番号	名前	数量	UOM
	0260455 A	COVER ASSEMBLY ENGINE COMPARTMENT		EA
1	068658 000	COVER MOD ENGINE COMPARTMENT	1	EA
2	068757 001	DRAW LATCH, COVER	2	EA
3	512459 010	HHCS M4 X 0.7 x 10 G8.8 ISO 4017 DIN 933	8	EA
4	056069 004	Wshr, SteelFlatWshr M4 DIN125	8	EA

COVER ASSEMBLY ENGINE COMPARTMENT

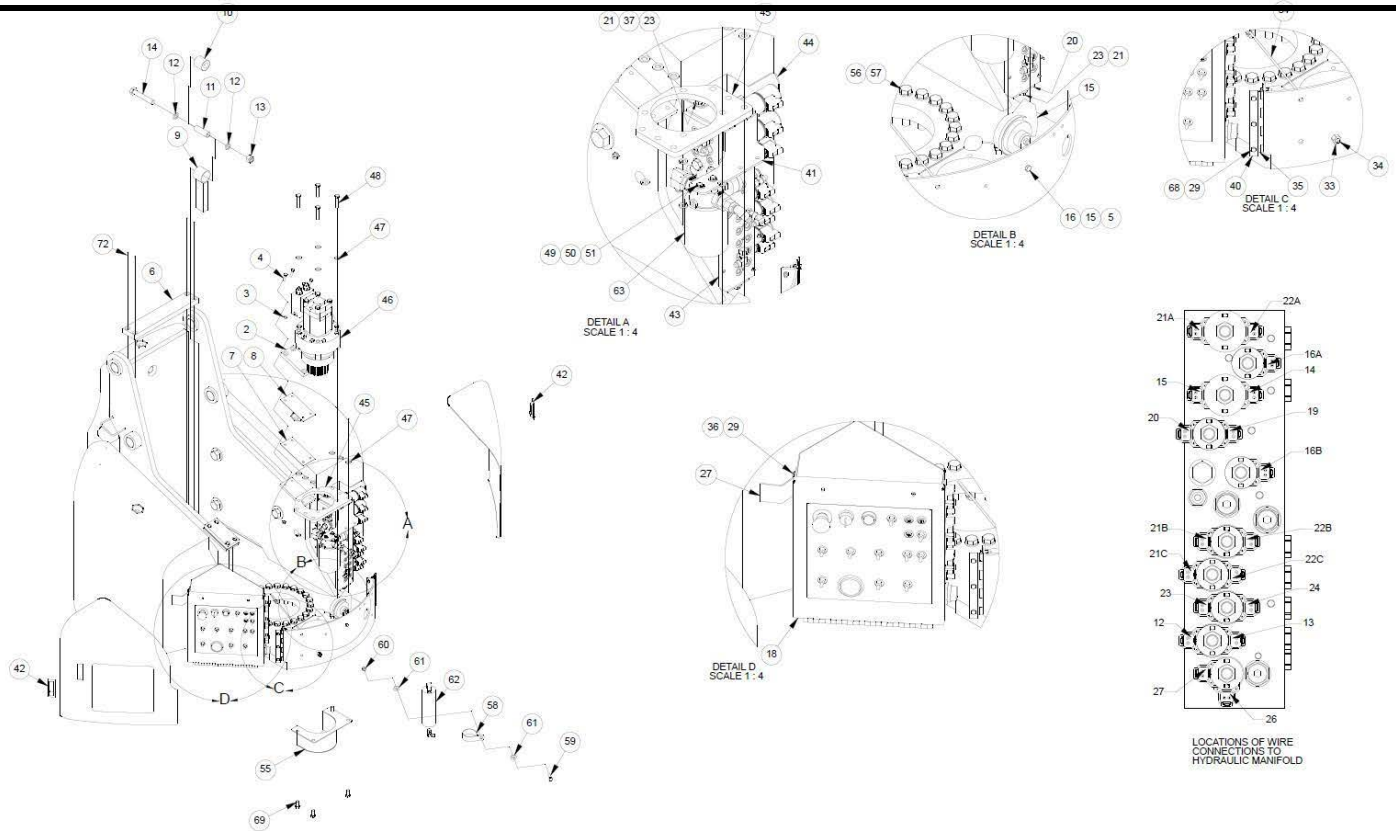
アイテム	部品番号	名前	数量	UOM
5	056066 004	NUT NYLOCK DIN985 M4 8.0 ZP	8	EA

TURNTABLE ASSEMBLY A46JE ANSI A46JE-04-000158 AND BEFORE CE A46JE-01-010859 AND BEFORE

REPAIR PARTS



TURNTABLE ASSEMBLY A46JE ANSI A46JE-04-000158 AND BEFORE CE A46JE-01-010859 AND BEFORE



アイテム	部品番号	名前	数量	UOM
Not Shown	0260414V	TURNTABLE ASSEMBLY	1	EA
1	116312 000	TURRET POST WELDMENT	1	EA
2	068660 000	REST PAD	2	EA
3	056069 008	WASHER, STEELFLATWASHER DIN12M8 FLAT WASHER DIN 125	22	EA
4	058492 035	BLT HEXHD M8 X 35MM DIN933 GR8.8 ZP (CE/AU ONLY)	8	EA
5	056066 008	NUT NYLOCKNUT DIN985 M8 8.0 ZP	11	EA
6	068660 001	REST PAD LONG	2	EA
7	068319 000	SHIM, REST PAD (1.5 MM)	2	EA
8	068319 001	SHIM, REST PAD (3MM)	2	EA
9	068485 000	STOP WELDMENT	1	EA

TURNTABLE ASSEMBLY A46JE ANSI A46JE-04-000158 AND BEFORE CE A46JE-01-010859 AND BEFORE

アイテム	部品番号	名前	数量	UOM
10	068720 002	SPRING CYLINDER POLY	1	EA
11	068478 000	SPACER TUBE	1	EA
12	056069 020	(CE/AU ONLY) washer steel flat m20 din125a zp	2	EA
13	056064 020	Nut, NylockNut DIN985 M20 10.0	1	EA
14	5563075	BLT HEXHD M20 2.5 X 120MM	1	EA
15	3040127	HORN 12VDC	1	EA
16	056059 020	CAPSCREW, M8 X 1.25 X 20MM	3	EA
17	068652 000	COUNTERWEIGHT, REAR	1	EA
18	0260776	LOWER CONTROL PANEL KU DR ANSI	1	EA
Not Shown	0260739	LOWER CONTROL PANEL EVDR ANSI	1	EA
Not Shown	0260740	LOWER CONTROL PANEL EVDR CE	1	EA
Not Shown	0260017	LOWER CONTROL PANEL ANSI	1	EA
Not Shown	0260080	LOWER CONTROL PANEL	1	EA
19	068793 000	BRACKET	1	EA
20	0260207	MOUNTING PLATE	1	EA
21	986269	WSHR FLAT .313	6	EA
22	987109	WSHR LOCK .313	6	EA
23	970259	C.SCREW, 5/16 18 X 1" LG. HH	6	EA
24	056021 012	Washer, SpringWasher DIN127B M	6	EA
25	056059 060	Bolt, HexBolt DIN931 M8 x 60mm	1	EA
26	058492 025	BOLT HEXSETSCREW DIN933 M8 X 25MM 8.8 ZP	1	EA
27	068792 000	BRACKET	1	EA

TURNTABLE ASSEMBLY A46JE ANSI A46JE-04-000158 AND BEFORE CE A46JE-01-010859 AND BEFORE

アイテム	部品番号	名前	数量	UOM
28	056069 006	WSHR STEELFLATWSHE M6 DIN125A	4	EA
29	058491 020	HHCS M6 X 1 X 20 G8.8 DIN 933	14	EA
30	986459	WSHR FLAT .75	2	EA
31	986119	WASHER, FLAT, 1.0 STANDARD, PLATED	6	EA
32	5560327	BLT HEXHD 1 8 X 2.5	6	EA
33	068679 003	FITTING BULKHEAD	1	EA
34	013336 001	FITTING, GREASE	1	EA
35	068759 000	HINGE, TURRET COVER	2	EA
36	068653 000	COUNTERWEIGHT, LEFT SIDE	1	EA
37	068654 000	COUNTERWEIGHT, RIGHT SIDE	1	EA
38	068656 000	TURRET COVER, LEFT	1	EA
39	068657 000	TURRET COVER, RIGHT	1	EA
40	0260166	TURRET COVER HINGE BAR	2	EA
41	0260103	BRACKET, HYDRAULIC	1	EA
42	068757 002	LATCH SOUTHCO #C2 32 15	2	EA
43	0260219	BOOM FUNCTION CONTROL VALVE ASSEMBLY	1	EA
44	068791 000	BRACKET	1	EA
45	116323 000	MOUNTING PLATE SWING DRIVE	1	EA
46	0260335	SWING DRIVE	1	EA
47	056069 012	WASHER DIN125A M12 ZP	10	EA
48	5563079	BLT HEXHD M12 X 1.75 140 MM	4	EA
49	986019	WSHR FLAT .250	2	EA
50	987099	WSHR LOCK .250	2	EA
51	970019	BLT HEX .250 20 .625 GR5	2	EA

TURNTABLE ASSEMBLY A46JE ANSI A46JE-04-000158 AND BEFORE CE A46JE-01-010859 AND BEFORE

アイテム	部品番号	名前	数量	UOM
52	109104 000	CAPPLUG WW8	3	EA
53	5028006	ADAPTER MALE PIPE	1	EA
54	068678 099	TUBING, NYLON	1	EA
55	0260390	GUARD WELDMENT, PINION GEAR – CE ONLY	1	EA
56	5563058	WASHER FLAT HARD .656	23	EA
57	5563059	BLT 12PT M16 2.0 90 MM SP FLOR COAT	23	EA
58	5093014	CLP CUSH 2.25 VINYL COATED	1	EA
59	970489	BLT HEXHD .375 16 1.50 GR5 PL	1	EA
60	5560033	.375 16UNC HEX LOCK NUT	1	EA
61	986299	WASHER, FLAT, .375 STANDARD, PLATED	2	EA
62	0260475	ACCUMULATOR SUB ASSEMBLY	1	EA
63	0260489	RETURN OIL FILTER ASSEMBLY	1	EA
64	0260745	WIRE HARNESS VALVE BLOCK	1	EA
Not Shown	0260028	WIRING HARNESS, VALVE BLOCK	1	EA
65	0260037	WIRE HARNESS TO HORN – ITEM NOT SHOWN	1	EA
66	6019150	FLOW CONTROL, IN LINE	2	EA
68	056066 006	Nut NylockNut DIN985 M6 8.0 Zi	14	EA
69	5563089	BLT HEXHD M12 1.75 X 12MM DIN	4	EA
70	510581 030	BOLT HEX SETSCREW DIN933 M12 x 30MM STAINLESS STEEL	6	EA
71	5560294	BLT HEXHD .750 10 1.50 GR 5	2	EA
72	5560635	BOLT 8MM 1.25P 50MM	4	EA
73	062642 031	BEARING SLEEVE	4	EA

TURNTABLE ASSEMBLY A46JE ANSI A46JE-04-000158 AND BEFORE CE A46JE-01-010859 AND BEFORE

アイテム	部品番号	名前	数量	UOM
74	2502832	BEARING	2	EA
101	0260692	EVDR7 KIT (JAN 17, 2012 THRU AUG 2013) – ITEM NOT SHOWN	1	EA
Not Shown	3220171	MODULE HYDRA FORCE EVDR7	1	EA
Not Shown	0260693	HARNESS, EVDR 7	1	EA
Not Shown	0260694	HARNESS LOWER CONTROL TO VALVE	1	EA
Not Shown	970049	BLT HEXHD .250 20 1.00 GR5 GRADE 5 PLT SAME AS 970189	2	EA
Not Shown	986019	WSHR FLAT .250	2	EA
Not Shown	5560004	NUT LKG .250 20	2	EA

TURNTABLE ASSEMBLY PG ANSI A46JE-04-000159 AND AFTER PG CE A46JE-01-010860 AND
 AFTER
 REPAIR PARTS

NO IMAGE AVAILABLE
 (BOM FOR REFERENCE ONLY)

アイテム	部品番号	名前	数量	UOM
	0260868 J	TURNTABLE ASSEMBLY PG A46JE/JRT (BOM)		EA
1	013336 001	FITTING, GREASE	1	EA
2	056021 012	Washer, SpringWasher DIN127B M	12	EA
3	056058 018	BOLT, HEXBOLT DIN 931 M6 X 16MM 8.8 ZP	12	EA
4	058492 025	BOLT HEXSETSCREW DIN933 M8 X 25MM 8.8 ZP	3	EA

TURNTABLE ASSEMBLY PG ANSI A46JE-04-000159 AND AFTER PG CE A46JE-01-010860 AND AFTER

アイテム	部品番号	名前	数量	UOM
5	058492 035	BLT HEXHD M8 X 35MM DIN933 GR8.8 ZP (CE/AU ONLY)	8	EA
6	056059 050	BOLT, HEXBOLT DIN931 M8 X 50MM 8.8 ZINCPLATED	4	EA
7	056059 060	Bolt, HexBolt DIN931 M8 x 60mm	1	EA
8	056064 020	Nut, NylockNut DIN985 M20 10.0	1	EA
9	056065 060	BOLT, HEXBOLT DIN931 M12 X 40MM 8.8 ZINCPLATED	6	EA
10	056065 140	HHCS M12 x 1.75 x 140 G8.8 DIN 931	4	EA
11	056066 006	Nut NylockNut DIN985 M6 8.0 Zi	12	EA
12	056066 008	NUT NYLOCKNUT DIN985 M8 8.0 ZP	11	EA
13	056069 008	WASHER, STEELFLATWASHER DIN12M8 FLAT WASHER DIN 125	18	EA
14	056069 020	(CE/AU ONLY) washer steel flat m20 din125a zp	2	EA
15	058492 020	Bolt HexSetScrew DIN933 M8 x 2	1	EA
16	058494 030	BLT HEXHD M12 X 30MM DIN933 GR8.8 ZP	2	EA
17	062642 031	BEARING SLEEVE	4	EA
18	068319 000	SHIM, REST PAD (1.5 MM)	2	EA
19	068319 001	SHIM, REST PAD (3MM)	2	EA
20	068478 000	SPACER TUBE	1	EA
21	068485 000	STOP WELDMENT	1	EA
22	068652 000	COUNTERWEIGHT, REAR	1	EA
23	068653 000	COUNTERWEIGHT, LEFT SIDE	1	EA
24	068654 000	COUNTERWEIGHT, RIGHT SIDE	1	EA

TURNTABLE ASSEMBLY PG ANSI A46JE-04-000159 AND AFTER PG CE A46JE-01-010860 AND
AFTER

アイテム	部品番号	名前	数量	UOM
25	068656 000	TURRET COVER, LEFT	REF	EA
26	068657 000	TURRET COVER, RIGHT	REF	EA
27	068660 000	REST PAD	2	EA
28	068660 001	REST PAD LONG	2	EA
29	068678 099	TUBING, NYLON	1	EA
30	068679 003	FITTING BULKHEAD	1	EA
31	068720 002	SPRING CYLINDER POLY	1	EA
32	068757 002	LATCH SOUTHCO #C2 32 15	REF	EA
33	068759 000	HINGE, TURRET COVER	2	EA
34	068791 000	BRACKET	1	EA
35	0070927	HOSE 8 8S 8S 23.5 100R2	1	EA
36	068793 000	BRACKET	1	EA
37	0070768	1/4 I.D. HOSE ASSY	4	EA
38	0070910	HOSE 4 4S 4S 39 100R1	1	EA
39	109104 000	CAPPLUG WW8	3	EA
Not Shown	116312 000	TURRET POST WELDMENT	1	EA
Not Shown	116323 000	MOUNTING PLATE SWING DRIVE	1	EA
42	0260037	WIRE HARNESS TO HORN – ITEM NOT SHOWN	1	EA
Not Shown	0260103	BRACKET, HYDRAULIC	1	EA
44	0260166	TURRET COVER HINGE BAR	2	EA
45	0260207	MOUNTING PLATE	1	EA
46	0260260	OPTION MOTION ALARM AB46	1	EA
47	0260920	SWING DRIVE A46	1	EA
48	0260390	GUARD WELDMENT, PINION GEAR – CE ONLY	1	EA
49	0260475	ACCUMULATOR SUB ASSEMBLY	REF	EA

TURNTABLE ASSEMBLY PG ANSI A46JE-04-000159 AND AFTER PG CE A46JE-01-010860 AND
AFTER

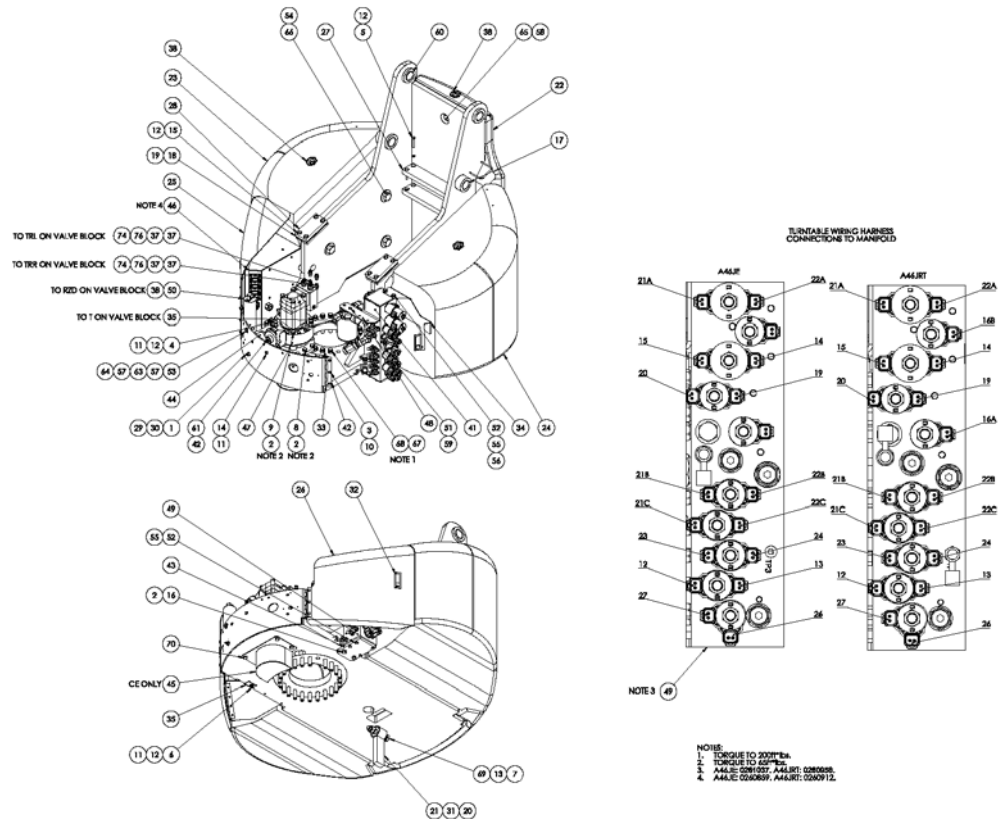
アイテム	部品番号	名前	数量	UOM
50	0260489	RETURN OIL FILTER ASSEMBLY	REF	EA
51	REF	MAIN MANIFOLD W/PROP VALVE ASSY	REF	EA
52	0260859	GROUND BOX ASSEMBLY A46JE	REF	EA
Not Shown	0260864	HARNESSTURNTABLE PG	1	EA
54	970019	BLT HEX .250 20 .625 GR5	2	EA
55	970369	BLT HEXHD .313 18 X 1.00 GR5	6	EA
56	970489	BLT HEXHD .375 16 1.50 GR5 PL	1	EA
57	986119	WASHER, FLAT, 1.0 STANDARD, PLATED	6	EA
58	986269	WSHR FLAT .313	2	EA
59	986299	WASHER, FLAT, .375 STANDARD, PLATED	2	EA
60	986459	WSHR FLAT .75	2	EA
61	987099	WSHR LOCK .250	2	EA
62	986169	WASHER, FLAT, #8, NARROW, PLTD (SAE)	6	EA
63	2502832	BEARING	2	EA
64	3040127	HORN 12VDC	1	EA
65	5093014	CLP CUSH 2.25 VINYL COATED	1	EA
66	5560033	.375 16UNC HEX LOCK NUT	1	EA
67	5560294	BLT HEXHD .750 10 1.50 GR 5	2	EA
68	5560327	BLT HEXHD 1 8 X 2.5	6	EA
69	5563058	WASHER FLAT HARD .656	23	EA
70	5563059	BLT 12PT M16 2.0 90 MM SP FLOR COAT	23	EA
71	5563075	BLT HEXHD M20 2.5 X 120MM	1	EA

TURNTABLE ASSEMBLY PG ANSI A46JE-04-000159 AND AFTER PG CE A46JE-01-010860 AND AFTER

アイテム	部品番号	名前	数量	UOM
72	5563089	BLT HEXHD M12 1.75 X 12MM DIN	4	EA
73	6019150	FLOW CONTROL, IN LINE	2	EA
74	5035303	FTG ELB90STRTHD 4B 4S STL	2	EA
Not Shown	A26040A F	TURNTABLE ASSEMBLY PG A46JE A46JRT OCTOBER 2017 AND AFTER		EA

TURNTABLE ASSEMBLY E-DRIVE PG ORFF A46JE OCTOBER 2017 AND AFTER

REPAIR PARTS



アイテム	部品番号	名前	数量	UOM
	0261039 G	TURNTABLE ASSEMBLY E DRIVE PG ORFF A46JE OCTOBER 2017 AND AFTER		EA
1	013336 001	FITTING, GREASE	1	EA
2	056021 012	Washer, Spring Washer DIN127B M	12	EA
3	056058 018	BOLT, HEXBOLT DIN 931 M6 X 16MM 8.8 ZP	12	EA

TURNTABLE ASSEMBLY E-DRIVE PG ORFF A46JE OCTOBER 2017 AND AFTER

アイテム	部品番号	名前	数量	UOM
4	058492 025	BOLT HEXSETSCREW DIN933 M8 X 25MM 8.8 ZP	3	EA
5	056059 050	BOLT, HEXBOLT DIN931 M8 X 50MM 8.8 ZINCPLATED	4	EA
6	056059 060	Bolt, HexBolt DIN931 M8 x 60mm	1	EA
7	056064 020	Nut, NylockNut DIN985 M20 10.0	1	EA
8	056065 040	BOLT HEXBOLT DIN 931 M12 X 40MM 8.8 ZP	6	EA
9	056065 140	HHCS M12 x 1.75 x 140 G8.8 DIN 931	4	EA
10	056066 006	Nut NylockNut DIN985 M6 8.0 Zi	12	EA
11	056066 008	NUT NYLOCKNUT DIN985 M8 8.0 ZP	11	EA
12	056069 008	WASHER, STEELFLATWASHER DIN12M8 FLAT WASHER DIN 125	18	EA
13	056069 020	(CE/AU ONLY) washer steel flat m20 din125a zp	2	EA
14	058492 020	Bolt HexSetScrew DIN933 M8 x 2	1	EA
15	058492 035	BLT HEXHD M8 X 35MM DIN933 GR8.8 ZP (CE/AU ONLY)	8	EA
16	058494 030	BLT HEXHD M12 X 30MM DIN933 GR8.8 ZP	2	EA
17	062642 031	BEARING SLEEVE	4	EA
18	068319 001	SHIM, REST PAD (3MM)	2	EA
19	068319 000	SHIM, REST PAD (1.5 MM)	2	EA
20	068478 000	SPACER TUBE	1	EA
21	068485 000	STOP WELDMENT	1	EA
22	068652 000	COUNTERWEIGHT, REAR	1	EA

TURNTABLE ASSEMBLY E-DRIVE PG ORFF A46JE OCTOBER 2017 AND AFTER

アイテム	部品番号	名前	数量	UOM
23	068653 000	COUNTERWEIGHT, LEFT SIDE	1	EA
24	068654 000	COUNTERWEIGHT, RIGHT SIDE	1	EA
25	068656 000	TURRET COVER, LEFT	REF	EA
26	068657 000	TURRET COVER, RIGHT	REF	EA
27	068660 001	REST PAD LONG	2	EA
28	068660 000	REST PAD	2	EA
29	068678 099	TUBING, NYLON	1	EA
30	068679 003	FITTING BULKHEAD	1	EA
31	068720 002	SPRING CYLINDER POLY	1	EA
32	068757 002	LATCH SOUTHCO #C2 32 15	REF	EA
33	068759 000	HINGE, TURRET COVER	2	EA
34	068791 000	BRACKET	1	EA
35	068793 000	BRACKET	1	EA
Not Shown	100432 004	Hyd Fitting Straight ORFS(04) SAE(06)	2	EA
37	100434 002	FITTING 4MORFF X 4MORB 90 °	2	EA
38	109104 000	CAPPLUG WW8	3	EA
Not Shown	116312 000	TURRET POST WELDMENT	1	EA
Not Shown	116323 000	MOUNTING PLATE SWING DRIVE	1	EA
41	0260103	BRACKET, HYDRAULIC	1	EA
42	0260166	TURRET COVER HINGE BAR	2	EA
43	0260207	MOUNTING PLATE	1	EA
44	0260260	OPTION MOTION ALARM AB46	1	EA
45	0260390	GUARD WELDMENT, PINION GEAR – CE ONLY	1	EA
46	0260859	GROUND BOX ASSEMBLY A46JE	REF	EA

TURNTABLE ASSEMBLY E-DRIVE PG ORFF A46JE OCTOBER 2017 AND AFTER

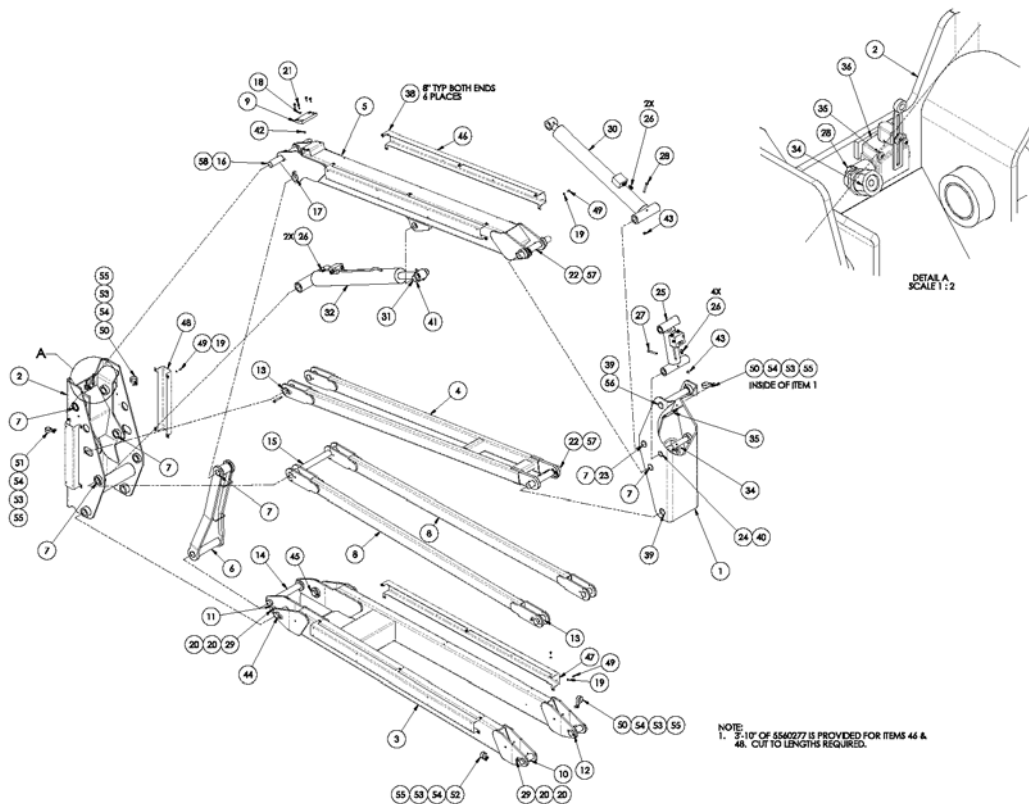
アイテム	部品番号	名前	数量	UOM
47	0260920	SWING DRIVE A46	1	EA
48	0260956	ASSY RETURN OIL FILTER ORFF	REF	EA
49	0260958	ASSY HYDRAFORCE MANIFOLD ORFF	1	EA
50	0260959	ASSY ACCUMULATOR 300psi ORFF	REF	EA
51	970019	BLT HEX .250 20 .625 GR5	2	EA
52	970369	BLT HEXHD .313 18 X 1.00 GR5	6	EA
53	970489	BLT HEXHD .375 16 1.50 GR5 PL	1	EA
54	986119	WASHER, FLAT, 1.0 STANDARD, PLATED	6	EA
55	986169	WASHER, FLAT, #8, NARROW, PLTD (SAE)	REF	EA
56	986269	WSHR FLAT .313	2	EA
57	986299	WASHER, FLAT, .375 STANDARD, PLATED	2	EA
58	986459	WSHR FLAT .75	2	EA
59	987099	WSHR LOCK .250	2	EA
60	2502832	BEARING	2	EA
61	3040127	HORN 12VDC	1	EA
Not Shown	5035303	FTG ELB90STRTHD 4B 4S STL	2	EA
63	5093014	CLP CUSH 2.25 VINYL COATED	1	EA
64	5560033	.375 16UNC HEX LOCK NUT	1	EA
65	5560294	BLT HEXHD .750 10 1.50 GR 5	2	EA
66	5560327	BLT HEXHD 1 8 X 2.5	6	EA
67	5563058	WASHER FLAT HARD .656	23	EA
68	5563059	BLT 12PT M16 2.0 90 MM SP FLOR COAT	23	EA

TURNTABLE ASSEMBLY E-DRIVE PG ORFF A46JE OCTOBER 2017 AND AFTER

アイテム	部品番号	名前	数量	UOM
69	5563075	BLT HEXHD M20 2.5 X 120MM	1	EA
70	5563089	BLT HEXHD M12 1.75 X 12MM DIN	4	EA
Not Shown	A26046A E	ORFF TURNTABLE ASSEMBLY PG A46JE		EA

LOWER BOOM ASSEMBLY ORFF BEFORE PG JULY 2017 AND AFTER

REPAIR PARTS



アイテム	部品番号	名前	数量	UOM
	0260970 C	LOWER BOOM ASSEMBLY ORFF BEFORE PG JULY 2017 AND AFTER		EA
1	068412 000	FRONT RISER WELDMENT	1	EA
2	068397 000	RISER POST WELDMENT	1	EA
3	068417 000	FIRST RISER BOOM WELDMENT	1	EA
4	068543 000	2ND TENSION RAIL WELDMENT	1	EA
5	068415 000	2ND RISER BOOM WELDMENT	1	EA

LOWER BOOM ASSEMBLY ORFF BEFORE PG JULY 2017 AND AFTER

アイテム	部品番号	名前	数量	UOM
6	068399 000	TENSION LINK WELDMENT	1	EA
7	2502832	BEARING	16	EA
8	068400 000	1ST TENSION RAIL	2	EA
9	068660 000	REST PAD	1	EA
10	068794 001	PIN 1.75 DIA 5.374LG	2	EA
11	512770 000	BANJO ROD END .50	11	EA
12	011739 020	PIN ROLL .375 DIA 2.50	2	EA
13	068477 001	PIN 1.75 DIA 4.02LG	4	EA
14	068477 005	PIN 1.75 DIA 13.74LG	1	EA
15	068477 003	PIN 1.75 DIA 19.63LG	1	EA
16	0261083	PIN 1.75 DIA 16.50LG	1	EA
17	116363 000	PIN 1.75 DIA 7.795LG	1	EA
18	056069 008	WASHER, STEELFLATWASHER DIN12M8 FLAT WASHER DIN 125	4	EA
19	056069 006	WSHR STEELFLATWSHE M6 DIN125A	28	EA
20	056069 005	Washer SteelFlatWasher DIN125A	28	EA
21	058492 025	BOLT HEXSETSCREW DIN933 M8 X 25MM 8.8 ZP	4	EA
22	0261082	PIN 1.75 DIA 12.50LG	2	EA
23	0261085	PIN 1.75 DIA 12.50LG	1	EA
24	068796 001	PIN 1.5 DIA 12.24LG	1	EA
25	116374 000	MASTER CYLINDER	1	EA
26	100432 004	Hyd Fitting Straight ORFS(04) SAE(06)	8	EA
27	056060 080	Bolt, HexBolt DIN931 M10 x 80m	1	EA

LOWER BOOM ASSEMBLY ORFF BEFORE PG JULY 2017 AND AFTER

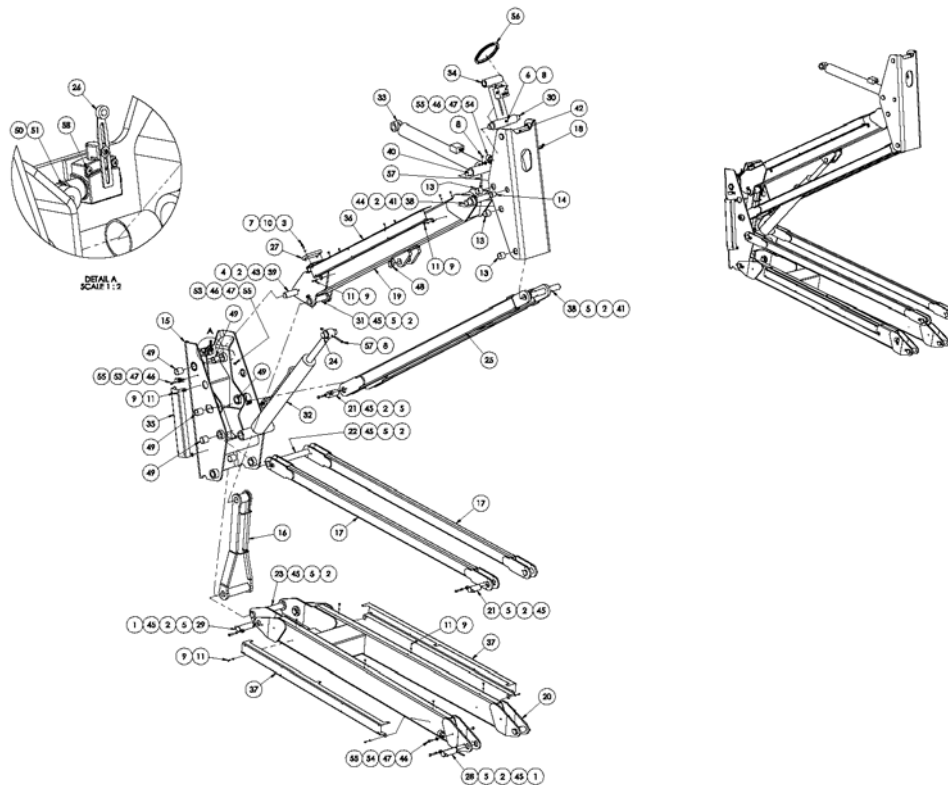
アイテム	部品番号	名前	数量	UOM
28	058509 090	HHCS M10 X 1.5 X 90 G10.9 DIN 933	2	EA
29	056060 060	BOLT HEXHD M10 1.50 X 60 MM DIN 931GR 8.8 ZP	14	EA
30	116371 000	CYLINDER, BOOM RAISE	1	EA
31	068477 007	PIN 1.75 DIA5.12LG	1	EA
32	116370 000	CYLINDER, BOOM RISER	1	EA
Not Shown	3040070	NUT LKG HUB .500 APPLETON: P/N BL50 REG 801	1	EA
34	3040358	CONN 90 .500 .25 .375	1	EA
35	5563073	SCR RD HD M5 X 30MM	2	EA
36	068556 002	LEVER SWITCH N.O.	1	EA
Not Shown	5560277	HOSE GUIDE .375 RUBBER EDGE	1	EA
38	5560277	HOSE GUIDE .375 RUBBER EDGE	1	EA
39	062642 031	BEARING SLEEVE	4	EA
40	062642 036	BEARING HYDRATECH FISHER ROSENBOOM	2	EA
Not Shown	2502816	BRG 1.75ID 1.94OD 1.00	2	EA
42	056066 008	NUT NYLOCKNUT DIN985 M8 8.0 ZP	4	EA
43	056066 010	Nut, NylockNut DIN985 M10 8.0ZincPlated	3	EA
44	068794 000	PIN 1.75 DIA 5.86LG	2	EA
45	011739 020	PIN ROLL .375 DIA 2.50	2	EA
46	0260504	HOSE GUARD, 2ND RISER	2	EA
47	0260505	HOSE GUARD, 1ST RISER	2	EA
48	0260487	HOSE GUARD, RISER	2	EA
49	058491 012	BLT HEXHD M6 1.0 X 12MM DIN933 GR8.8 ZP	28	EA
50	5093013	CLP CUSH 2.00 VINYL COATED	3	EA

LOWER BOOM ASSEMBLY ORFF BEFORE PG JULY 2017 AND AFTER

アイテム	部品番号	名前	数量	UOM
51	5093010	CLP CUSH 1.50 VINYL COATED	1	EA
52	5093012	CLP CUSH 1.75 VINYL COATED	1	EA
53	986299	WASHER, FLAT, .375 STANDARD, PLATED	5	EA
54	972479	BLT HEXHD .375 16 1.25 GR5	5	EA
55	5560033	.375 16UNC HEX LOCK NUT	5	EA
56	0261089	PIN 1.75 DIA 12.50LG	1	EA
57	0261086	PLT, PIN RETAINER	2	EA
58	0261090	PLT, PIN RETAINER INDEXED	1	EA

LOWER BOOM ASSEMBLY AUGUST 2017 AND AFTER

REPAIR PARTS



アイテム	部品番号	名前	数量	UOM
	0260396 X	LOWER BOOM ASSEMBLY AUGUST 2017 AND AFTER		EA
1	011739 020	PIN ROLL .375 DIA 2.50	4	EA
2	056021 010	Washer, SpringWasher DIN127B M	14	EA
3	058492 025	BOLT HEXSETSCREW DIN933 M8 X 25MM 8.8 ZP	4	EA
4	056060 030	BOLT HEXBOLT DIN931 M10 X 30MM 8.8 ZP	1	EA

LOWER BOOM ASSEMBLY AUGUST 2017 AND AFTER

アイテム	部品番号	名前	数量	UOM
5	056060 060	BOLT HEXHD M10 1.50 X 60 MM DIN 931GR 8.8 ZP	11	EA
6	056060 080	Bolt, HexBolt DIN931 M10 x 80m	1	EA
7	056066 008	NUT NYLOCKNUT DIN985 M8 8.0 ZP	4	EA
8	056066 010	Nut, NylockNut DIN985 M10 8.0ZincPlated	3	EA
9	056069 006	WSHR STEELFLATWSHE M6 DIN125A	28	EA
10	056069 008	WASHER, STEELFLATWASHER DIN12M8 FLAT WASHER DIN 125	4	EA
11	058491 012	BLT HEXHD M6 1.0 X 12MM DIN933 GR8.8 ZP	28	EA
12	058509 030	Bolt, HexBolt DIN931 M10 x 30mm 10.9 Dacromet	1	EA
13	062642 031	BEARING SLEEVE	12	EA
14	062642 036	BEARING HYDRATECH FISHER ROSENBOOM	2	EA
15	068397 000	RISER POST WELDMENT	1	EA
16	068399 000	TENSION LINK WELDMENT	1	EA
17	068400 000	1ST TENSION RAIL	2	EA
18	068412 000	FRONT RISER WELDMENT	1	EA
19	068415 000	2ND RISER BOOM WELDMENT	1	EA
20	068417 000	FIRST RISER BOOM WELDMENT	1	EA
21	068477 001	PIN 1.75 DIA 4.02LG	4	EA
22	068477 003	PIN 1.75 DIA 19.63LG	1	EA
23	068477 005	PIN 1.75 DIA 13.74LG	1	EA
24	068477 007	PIN 1.75 DIA5.12LG	1	EA
25	068543 000	2ND TENSION RAIL WELDMENT	1	EA

LOWER BOOM ASSEMBLY AUGUST 2017 AND AFTER

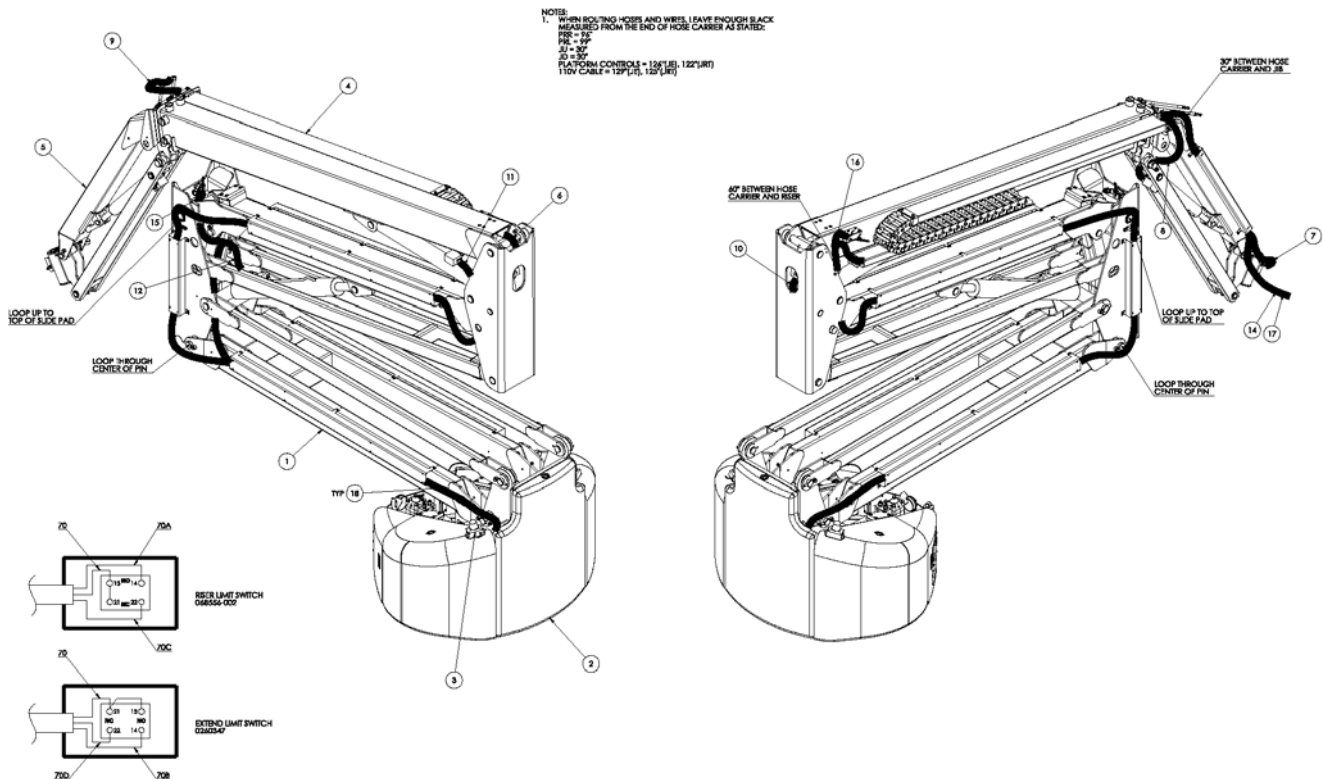
アイテム	部品番号	名前	数量	UOM
27	068660 000	REST PAD	1	EA
28	068794 001	PIN 1.75 DIA 5.374LG	2	EA
29	068794 000	PIN 1.75 DIA 5.86LG	2	EA
30	068796 001	PIN 1.5 DIA 12.24LG	1	EA
31	116363 000	PIN 1.75 DIA 7.795LG	1	EA
32	116370 000	CYLINDER, BOOM RISER	1	EA
33	116371 000	CYLINDER, BOOM RAISE	1	EA
34	116374 000	MASTER CYLINDER	1	EA
35	0260487	HOSE GUARD, RISER	2	EA
36	0260504	HOSE GUARD, 2ND RISER	2	EA
37	0260505	HOSE GUARD, 1ST RISER	2	EA
38	0261082	PIN 1.75 DIA 12.50LG	2	EA
39	0261083	PIN 1.75 DIA 16.50LG	1	EA
40	0261085	PIN 1.75 DIA 12.50LG	1	EA
41	0261086	PLT, PIN RETAINER	2	EA
42	0261089	PIN 1.75 DIA 12.50LG	1	EA
43	0261090	PLT, PIN RETAINER INDEXED	1	EA
44	510587 025	BLT HEXSETSCREW DIN961 M10 X 1.25X	1	EA
45	512770 000	BANJO ROD END .50	11	EA
46	972479	BLT HEXHD .375 16 1.25 GR5	5	EA
47	986299	WASHER, FLAT, .375 STANDARD, PLATED	5	EA
48	2502816	BRG 1.75ID 1.94OD 1.00	2	EA
49	2502832	BEARING	12	EA
52	5065705	FTG ADPTR STRTHD 6B 4S STL	8	EA
53	5093010	CLP CUSH 1.50 VINYL COATED	3	EA
54	5093012	CLP CUSH 1.75 VINYL COATED	2	EA

LOWER BOOM ASSEMBLY AUGUST 2017 AND AFTER

アイテム	部品番号	名前	数量	UOM
55	5560033	.375 16UNC HEX LOCK NUT	5	EA
56	5560277	HOSE GUIDE .375 RUBBER EDGE	4	EA
57	5560653	BLT HEXHD M10 1.50 X 85MM DIN	2	EA

BOOM INSTALLATION PG A46JE A46JRT MARCH 2018 AND AFTER

REPAIR PARTS

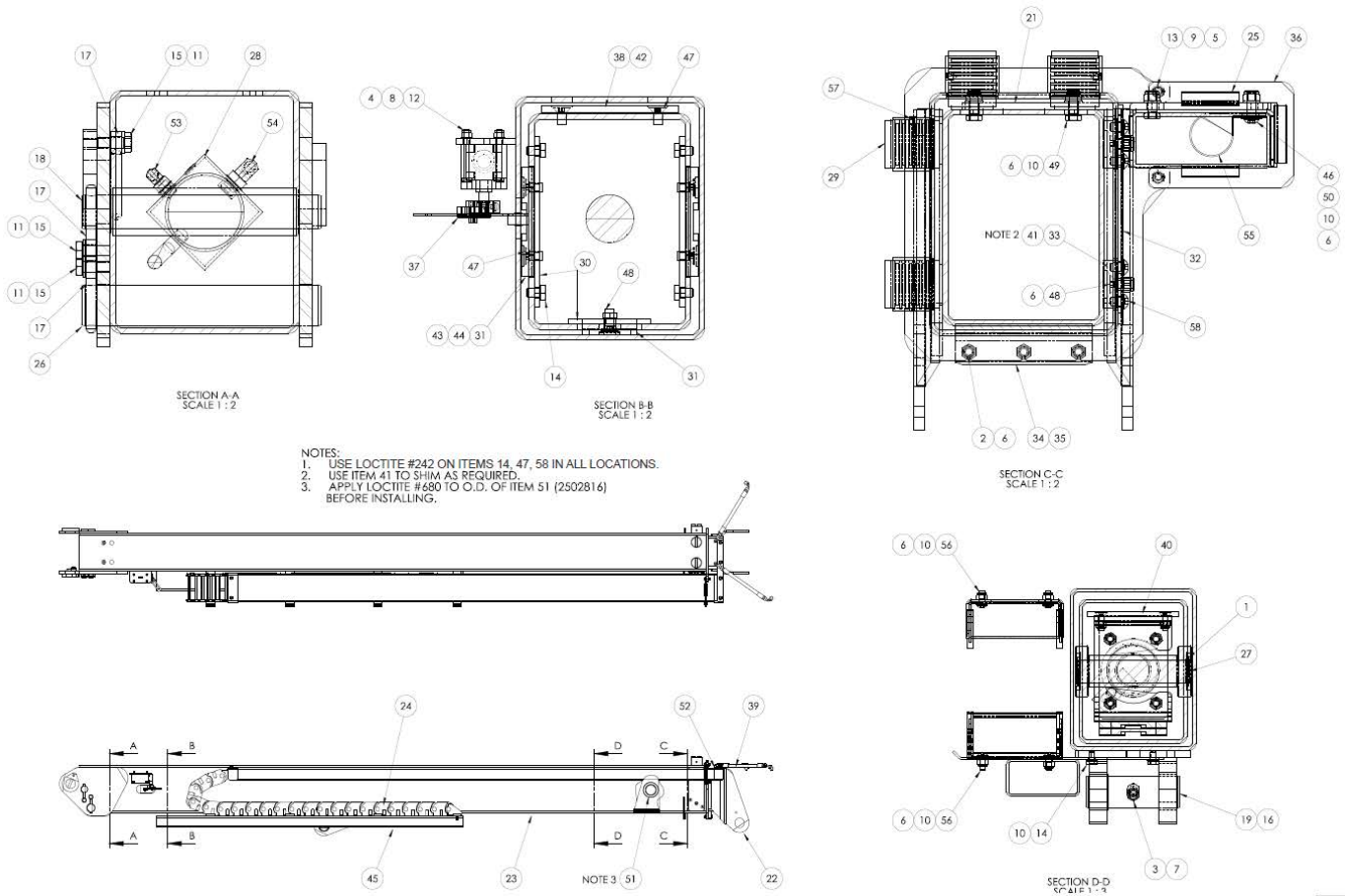


アイテム	部品番号	名前	数量	UOM
	0260869 F	BOOM INSTALLATION PG A46JE A46JRT MARCH 2018 AND AFTER		EA
1	0260396	LOWER BOOM SUB ASSEMBLY	1	EA
2	0260868	A46JE PG TURNTABLE ASSEMBLY	A/R	EA
3	0260259	OPTION AMBER BEACON AB46	1	EA
4	0260376	TOP OUTER BOOM ASSEMBLY	A/R	EA
5	116311 000	UPPER BOOM ASSEMBLY	A/R	EA

BOOM INSTALLATION PG A46JE A46JRT MARCH 2018 AND AFTER

アイテム	部品番号	名前	数量	UOM
6	0260185	HOSE 4 4S 4S 323 100R17	2	EA
7	0260186	HOSE 4 4S 4S 662 100R17	2	EA
8	0260187	HOSE 4 4S 4S 634 100R17	2	EA
9	0260188	HOSE 4 4S 4S 354 100R17	2	EA
10	0260189	HOSE 4 4S 4S 264 100R17	2	EA
11	0260190	HOSE 4 4S 4S 330 100R17	2	EA
12	0260191	HOSE 4 4S 4S 195 100R17	2	EA
14	0260061	HARNESS 110V CABLE	1	EA
15	0260895	WIRE HARNESS DOWN LT SW	1	EA
16	0260896	WIRE HARNESS EXT LT SW	1	EA
17	0261003	HARNESS PLATFOR CONTROL	1	EA
18	563536	HOSE GUARD SPRIAL 3/4in ID	20'	EA

TOP BOOM ASSEMBLY A46JE-04-000158 AND BEFORE CE A46JE-01-010859 AND BEFORE
REPAIR PARTS



アイテム	部品番号	名前	数量	UOM
	0260376 R	MAIN BOOM ASSEMBLY – AFTER MAY 13, 2015		EA
1	011764 020	RET RING	2	EA
2	056059 035	BOLT HEXSETSCREW DIN933 M8 X 35MM 8.8 ZP	3	EA
3	056060 080	Bolt, HexBolt DIN931 M10 x 80m	1	EA
4	056066 005	Nut NylockNut DIN985 M5 8.0 Zi	4	EA
5	056066 006	Nut NylockNut DIN985 M6 8.0 Zi	2	EA
6	056066 008	NUT NYLOCKNUT DIN985 M8 8.0 ZP	13	EA

TOP BOOM ASSEMBLY A46JE-04-000158 AND BEFORE CE A46JE-01-010859 AND BEFORE

アイテム	部品番号	名前	数量	UOM
7	056066 010	Nut, NylockNut DIN985 M10 8.0ZincPlated	1	EA
8	056069 005	Washer SteelFlatWasher DIN125A	4	EA
9	056069 006	WSHR STEELFLATWSHE M6 DIN125A	2	EA
10	056069 008	WASHER, STEELFLATWASHER DIN12M8 FLAT WASHER DIN 125	16	EA
11	056069 010	Washer, SteelFlatWasher DIN125A M10 ZincPlated	3	EA
12	058490 045	HHCS M5 X 0.8 X 45 G8.8 ISO 4017 DIN 931	4	EA
13	058491 020	HHCS M6 X 1 X 20 G8.8 DIN 933	2	EA
14	058492 012	Bolt HexSetScrew DIN933 M8 x 1	4	EA
15	058493 025	HHCS M10 X 25MM GR10.9 DIN933	3	EA
16	2502816	BRG 1.75ID 1.94OD 1.00	2	EA
17	512771 000	3/8" ROD END	3	EA
18	068476 002	PIN 1.25 DIA 8.74LG	1	EA
19	068477 007	PIN 1.75 DIA5.12LG	1	EA
20	068479 000	EXTENSION TUBE WELDMENT	1	EA
21	068492 000	EXTENSION TUBE MTG B	1	EA
22	068496 025	TOP (INNER) BOOM WELDMENT	1	EA
23	068497 025	TOP (OUTER) BOOM WELDMENT	1	EA
24	068691 022	CATTRACK	1	EA
25	068701 099	WEAR STRIP POLYETHYL	4	EA
26	068796 002	PIN 1.5 DIA 8.74LG	1	EA
27	116360 000	PIN 1.25 DIA 6.18LG	1	EA

TOP BOOM ASSEMBLY A46JE-04-000158 AND BEFORE CE A46JE-01-010859 AND BEFORE

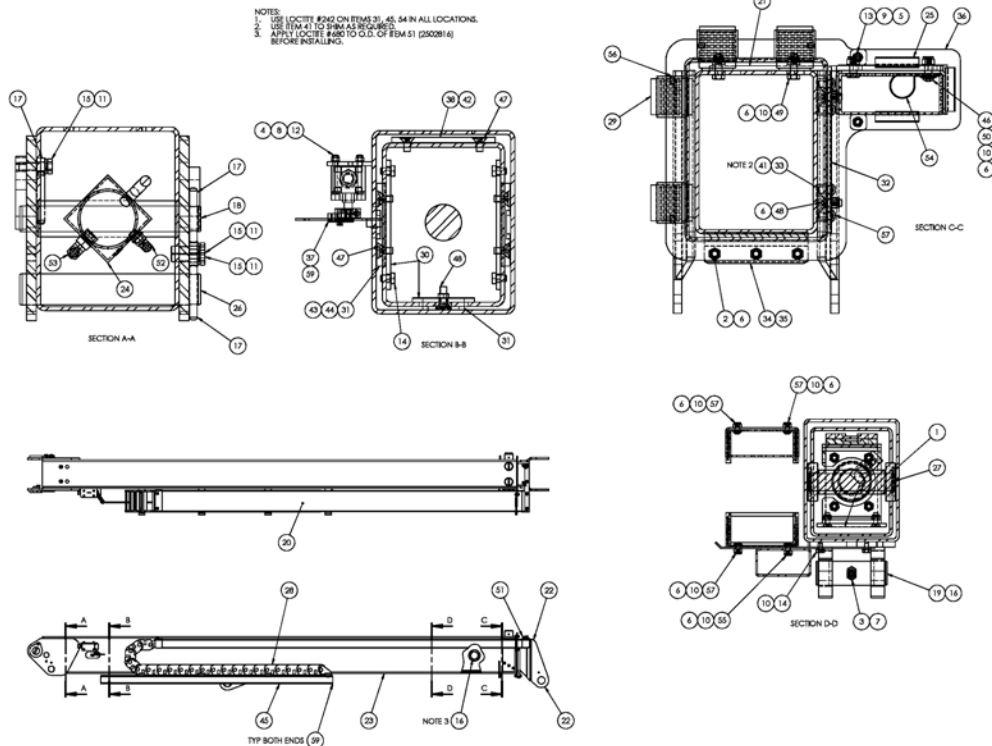
アイテム	部品番号	名前	数量	UOM
28	116372 000	BOOM EXTEND CYLINDER	1	EA
29	0260297	Wear Pad, Adjustable	4	EA
30	0260315	WEAR PAD RETAINER PLATE	3	EA
31	0260316	WEAR PAD 2 X 4 X 3/8" THK	3	EA
32	0260317	RETAINER, PUCK WEAR PAD	1	EA
33	0260318	WEAR PAD, PUCK	2	EA
34	0260320	WEAR PAD, CASSETTE	1	EA
35	0260321	WEAR PAD, RETAINER BAR	1	EA
36	0260323	BAR, CATRACK RETAINER	1	EA
37	0260347	ASS'Y. LIMIT SWITCH	1	EA
38	0260368	WEAR PAD, TOP INNER BOOM	1	EA
39	0260377	HOSE 4 4S90 4S 11.5 100R17	2	EA
40	0260452	ASSEMBLY ANTI BUCKLE	1	EA
41	0260491	SHIM, .030 1.75 DIA	2	EA
42	0260492	SHIM, .030 5.00 3.00	1	EA
43	0260493	SHIM .030 2.00 4.00	2	EA
44	0260502	SHIM .063 2.00 4.00	2	EA
45	0260568	HOSE CARRIER ASSY	1	EA
46	500595 025	Bolt, SktButCapScrew DIN9427	1	EA
47	5563103	BLT HEXHD M8 1.25 X 16MM	8	EA
48	510568 020	FSHCS M8 X 1.25 X 20 CLASS 8.8 DIN7991	4	EA
49	510681 020	HHCS M8X1.25X20 G10.9 ISO 4014 DIN 933	3	EA
50	986019	WSHR FLAT .250	1	EA
51	2502816	BRG 1.75ID 1.94OD 1.00	2	EA
52	5034501	FTG ELB90BHD 4S 4S STL	2	EA
53	5035303	FTG ELB90STRTHD 4B 4S STL	1	EA

TOP BOOM ASSEMBLY A46JE-04-000158 AND BEFORE CE A46JE-01-010859 AND BEFORE

アイテム	部品番号	名前	数量	UOM
54	5035318	STRAIGHT THREAD 90 ° ELBOW	1	EA
55	5093010	CLP CUSH 1.50 VINYL COATED	1	EA
56	500595 020	Bolt, SktButCapScrew DIN9427 M	4	EA
57	5563109	SCR HEX SKT SET M6 1.0 X 10MM	4	EA
58	5563238	SBHCS M8 X 1.25 X 12 GR 10.9 BLK FINISH	4	EA

TOP BOOM ASSEMBLY PG ANSI A46JE-04-000159 AND AFTER AND PG CE A46JE-01-010860 AND AFTER

REPAIR PARTS



アイテム	部品番号	名前	数量	UOM
	0260376 Y	TOP BOOM ASSEMBLY PG ANSI A46JE 04 000159 AND AFTER AND PG CE A46JE 01 010860 AND AFTER		EA
1	011764 020	RET RING	2	EA
2	056059 035	BOLT HEXSETSCREW DIN933 M8 X 35MM 8.8 ZP	3	EA
3	5560653	BLT HEXHD M10 1.50 X 85MM DIN	1	EA
4	056066 005	Nut NylockNut DIN985 M5 8.0 Zi	4	EA
5	056066 006	Nut NylockNut DIN985 M6 8.0 Zi	2	EA

TOP BOOM ASSEMBLY PG ANSI A46JE-04-000159 AND AFTER AND PG CE A46JE-01-010860 AND AFTER

アイテム	部品番号	名前	数量	UOM
6	056066 008	NUT NYLOCKNUT DIN985 M8 8.0 ZP	9	EA
7	056064 010	Nut NylockNut DIN985 M10 10.0	1	EA
8	056069 005	Washer SteelFlatWasher DIN125A	4	EA
9	056069 006	WSHR STEELFLATWSHE M6 DIN125A	2	EA
10	056069 008	WASHER, STEELFLATWASHER DIN12M8 FLAT WASHER DIN 125	16	EA
11	056021 010	Washer, SpringWasher DIN127B M	3	EA
12	5563138	BLT HEXHD M5 0.8 45MM 8.8 ZN	4	EA
13	058491 020	HHCS M6 X 1 X 20 G8.8 DIN 933	2	EA
14	058492 012	Bolt HexSetScrew DIN933 M8 x 1	14	EA
15	5563898	HHCS M10 X 35 G10.9 DIN 931	3	EA
16	2502816	BRG 1.75ID 1.94OD 1.00	4	EA
17	512771 000	3/8" ROD END	3	EA
18	068476 002	PIN 1.25 DIA 8.74LG	1	EA
19	068477 007	PIN 1.75 DIA5.12LG	1	EA
20	068479 000	EXTENSION TUBE WELDMENT	1	EA
21	068492 000	EXTENSION TUBE MTG B	1	EA
22	068496 025	TOP (INNER) BOOM WELDMENT	1	EA
23	068497 025	TOP (OUTER) BOOM WELDMENT	1	EA
24	116372 000	BOOM EXTEND CYLINDER	1	EA
25	068701 099	WEAR STRIP POLYETHYL	1.2	EA
26	068796 002	PIN 1.5 DIA 8.74LG	1	EA

TOP BOOM ASSEMBLY PG ANSI A46JE-04-000159 AND AFTER AND PG CE A46JE-01-010860 AND AFTER

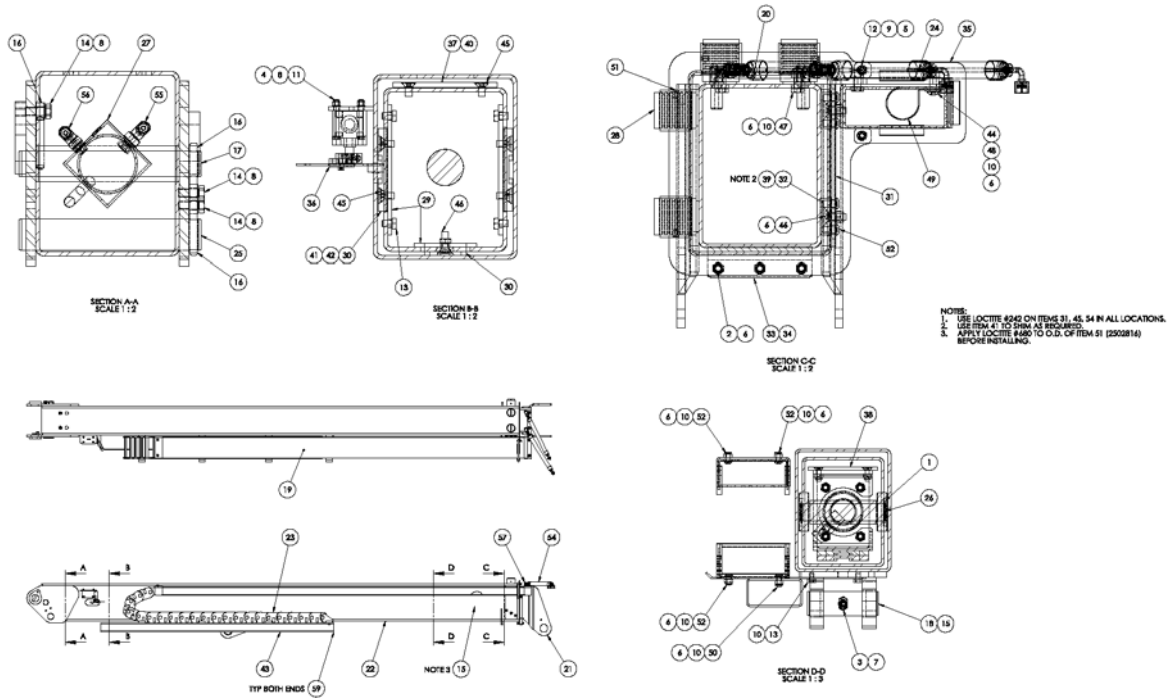
アイテム	部品番号	名前	数量	UOM
27	116360 000	PIN 1.25 DIA 6.18LG	1	EA
28	068691 022	CATTRACK	1	EA
29	0260297	Wear Pad, Adjustable	4	EA
30	0260315	WEAR PAD RETAINER PLATE	3	EA
31	0260316	WEAR PAD 2 X 4 X 3/8" THK	3	EA
32	0260317	RETAINER, PUCK WEAR PAD	1	EA
33	0260318	WEAR PAD, PUCK	2	EA
34	0260320	WEAR PAD, CASSETTE	1	EA
35	0260321	WEAR PAD, RETAINER BAR	1	EA
36	0260323	BAR, CATRACK RETAINER	1	EA
Not Shown	0260347	ASS'Y. LIMIT SWITCH	1	EA
38	0260368	WEAR PAD, TOP INNER BOOM	1	EA
39	0260377	HOSE 4 4S90 4S 11.5 100R17	2	EA
40	0260452	ASSEMBLY ANTI BUCKLE	1	EA
41	0260491	SHIM, .030 1.75 DIA	2	EA
42	0260492	SHIM, .030 5.00 3.00	1	EA
43	0260493	SHIM .030 2.00 4.00	3	EA
44	0260502	SHIM .063 2.00 4.00	3	EA
45	0260568	HOSE CARRIER ASSY	1	EA
46	500595 025	Bolt, SktButCapScrew DIN9427	1	EA
47	5563103	BLT HEXHD M8 1.25 X 16MM	10	EA
48	510568 025	BOLT, CSKSKTFLTMACHSCREW DIN7991 M8 X 25MM STAINLESSSTEEL	4	EA
49	058492 025	BOLT HEXSETSCREW DIN933 M8 X 25MM 8.8 ZP	2	EA
50	986019	WSHR FLAT .250	1	EA
51	5034501	FTG ELB90BHD 4S 4S STL	2	EA

TOP BOOM ASSEMBLY PG ANSI A46JE-04-000159 AND AFTER AND PG CE A46JE-01-010860 AND AFTER

アイテム	部品番号	名前	数量	UOM
52	5035303	FTG ELB90STRTHD 4B 4S STL	1	EA
53	5035318	STRAIGHT THREAD 90 ° ELBOW	1	EA
54	5093009	CLP CUSH 1.13 VINYL COATED	1	EA
55	500595 020	Bolt, SktButCapScrew DIN9427 M	1	EA
56	5563109	SCR HEX SKT SET M6 1.0 X 10MM	4	EA
57	500595 016	BLT SKTBUTCAPSCREW M8 X 16MM DIN9427 GR10.9 Z P	7	EA
Not Shown	5563170	TRIM LOK .188 RUBBER EDGE – ITEM NOT SHOWN	2	EA
59	3040187	CONN .500 .313 .438	1	EA

TOP OUTER BOOM ORFF PG ASSEMBLY MAY 2008 AND AFTER

REPAIR PARTS



アイテム	部品番号	名前	数量	UOM
	0260969 C	TOP OUTER BOOM ORFF PG ASSEMBLY MAY 2008 AND AFTER		EA
1	011764 020	RET RING	2	EA
2	056059 035	BOLT HEXSETSCREW DIN933 M8 X 35MM 8.8 ZP	3	EA
3	5560653	BLT HEXHD M10 1.50 X 85MM DIN	1	EA

TOP OUTER BOOM ORFF PG ASSEMBLY MAY 2008 AND AFTER

アイテム	部品番号	名前	数量	UOM
4	056066 005	Nut NylockNut DIN985 M5 8.0 Zi	4	EA
5	056066 006	Nut NylockNut DIN985 M6 8.0 Zi	2	EA
6	056066 008	NUT NYLOCKNUT DIN985 M8 8.0 ZP	9	EA
7	056064 010	Nut NylockNut DIN985 M10 10.0	1	EA
8	056069 005	Washer SteelFlatWasher DIN125A	7	EA
9	056069 006	WSHR STEELFLATWSHE M6 DIN125A	2	EA
10	056069 008	WASHER, STEELFLATWASHER DIN12M8 FLAT WASHER DIN 125	16	EA
11	5563138	BLT HEXHD M5 0.8 45MM 8.8 ZN	4	EA
12	058491 020	HHCS M6 X 1 X 20 G8.8 DIN 933	2	EA
13	058492 012	Bolt HexSetScrew DIN933 M8 x 1	14	EA
14	058493 025	HHCS M10 X 25MM GR10.9 DIN933	3	EA
15	2502816	BRG 1.75ID 1.94OD 1.00	4	EA
16	512771 000	3/8" ROD END	3	EA
17	068476 002	PIN 1.25 DIA 8.74LG	1	EA
18	068477 007	PIN 1.75 DIA5.12LG	1	EA
19	068479 000	EXTENSION TUBE WELDMENT	1	EA
20	068492 000	EXTENSION TUBE MTG B	1	EA
21	068496 025	TOP (INNER) BOOM WELDMENT	1	EA
22	068497 025	TOP (OUTER) BOOM WELDMENT	1	EA
23	068691 022	CATTRACK	1	EA

TOP OUTER BOOM ORFF PG ASSEMBLY MAY 2008 AND AFTER

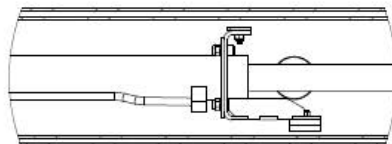
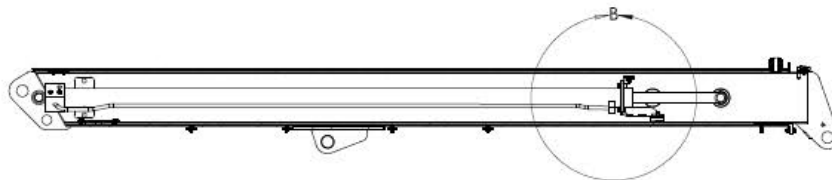
アイテム	部品番号	名前	数量	UOM
24	068701 099	WEAR STRIP POLYETHYL	1	EA
25	068796 002	PIN 1.5 DIA 8.74LG	1	EA
26	116360 000	PIN 1.25 DIA 6.18LG	1	EA
27	116372 000	BOOM EXTEND CYLINDER	1	EA
28	0260297	Wear Pad, Adjustable	4	EA
29	0260315	WEAR PAD RETAINER PLATE	3	EA
30	0260316	WEAR PAD 2 X 4 X 3/8" THK	3	EA
31	0260317	RETAINER, PUCK WEAR PAD	1	EA
32	0260318	WEAR PAD, PUCK	2	EA
33	0260320	WEAR PAD, CASSETTE	1	EA
34	0260321	WEAR PAD, RETAINER BAR	1	EA
35	0260323	BAR, CATRACK RETAINER	1	EA
36	0260347	ASS'Y. LIMIT SWITCH	1	EA
37	0260368	WEAR PAD, TOP INNER BOOM	1	EA
38	0260452	ASSEMBLY ANTI BUCKLE	1	EA
39	0260491	SHIM, .030 1.75 DIA	2	EA
40	0260492	SHIM, .030 5.00 3.00	1	EA
41	0260493	SHIM .030 2.00 4.00	3	EA
42	0260502	SHIM .063 2.00 4.00	3	EA
43	0260568	HOSE CARRIER ASSY	1	EA
44	500595 025	Bolt, SktButCapScrew DIN9427	1	EA
45	5563103	BLT HEXHD M8 1.25 X 16MM	8	EA
46	510568 025	BOLT, CSKSKTFLTMACHSCREW DIN7991 M8 X 25MM STAINLESSSTEEL	4	EA
47	058492 025	BOLT HEXSETSCREW DIN933 M8 X 25MM 8.8 ZP	2	EA
48	986019	WSHR FLAT .250	1	EA

TOP OUTER BOOM ORFF PG ASSEMBLY MAY 2008 AND AFTER

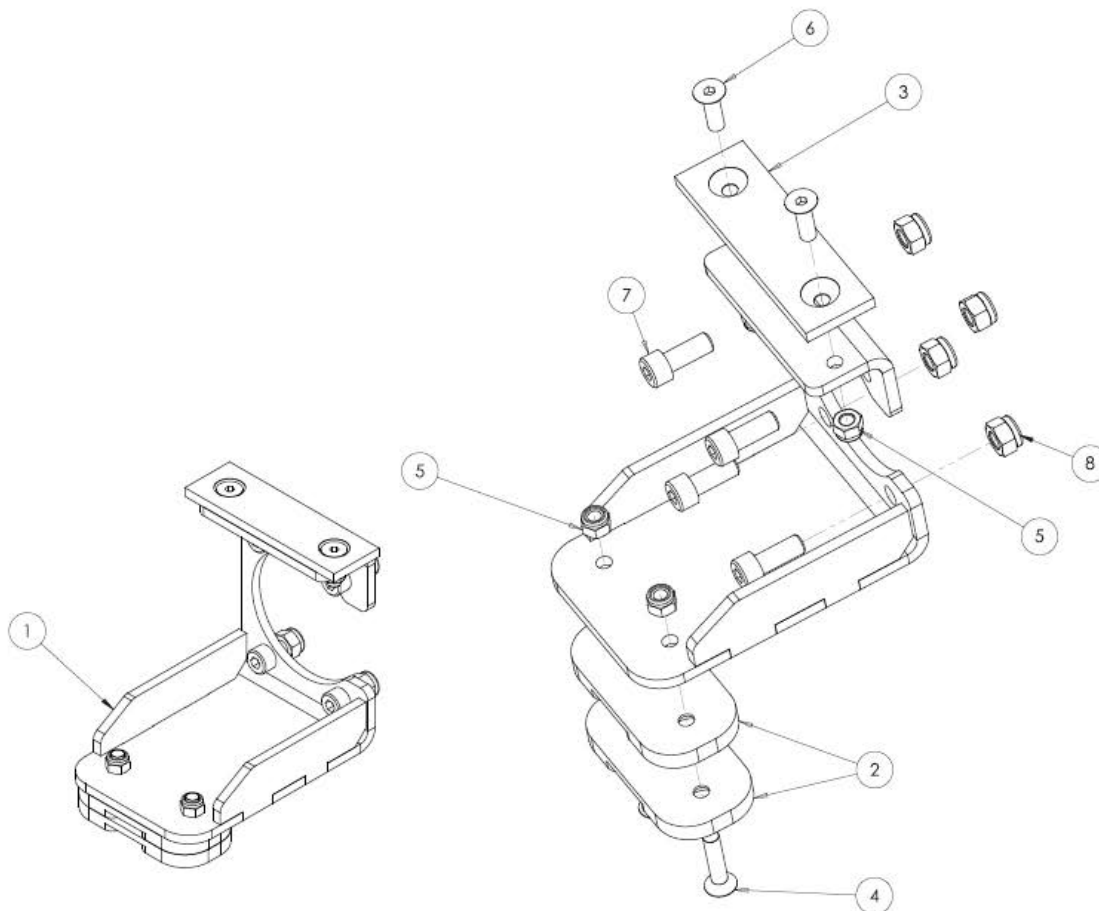
アイテム	部品番号	名前	数量	UOM
49	5093010	CLP CUSH 1.50 VINYL COATED	1	EA
50	500595 020	Bolt, SktButCapScrew DIN9427 M	1	EA
51	5563109	SCR HEX SKT SET M6 1.0 X 10MM	4	EA
52	500595 016	BLT SKTBUTCAPSCREW M8 X 16MM DIN9427 GR10.9 Z P	7	EA
Not Shown	5563170	TRIM LOK .188 RUBBER EDGE – ITEM NOT SHOWN	2	EA
54	0260377 100	HOSE 04 04FORFF 90 ° 04FORFF STR	2	EA
55	100434 004	Hyd Fitting 90 Elbow ORFS(04) SAE(06)	1	EA
56	100434 002	FITTING 4MORFF X 4MORB 90 °	1	EA
57	511347 000	4MORFF X 4MORFF 90 ° UNION FITTING	2	EA

ANTI BUCKLE WEAR PAD ASSEMBLY SEPTEMBER 2008 AND AFTER

REPAIR PARTS



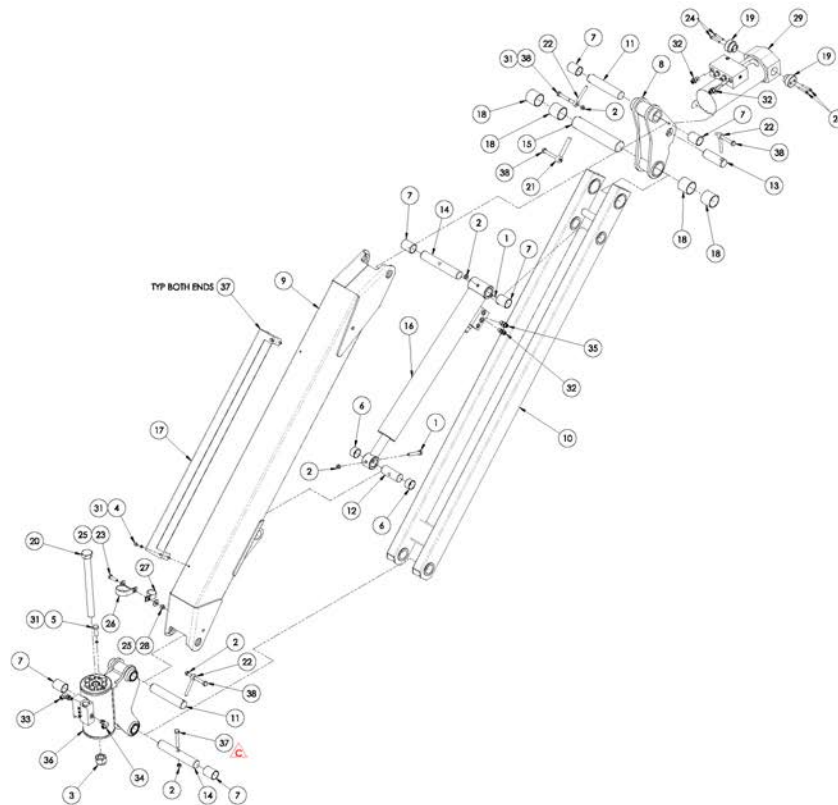
DETAIL B



アイテム	部品番号	名前	数量	UOM
	0260452 B	ANTI BUCKLE WEAR PAD ASSEMBLY SEPTEMBER 2008 AND AFTER		EA
1	0260450	EXTEND CYLINDER PAD WELDMENT	1	EA
2	0260316	WEAR PAD 2 X 4 X 3/8" THK	2	EA
3	0260451	UPPER WEAR PAD	1	EA
4	5563129	BOLT, FLSKTHD M8 1.25 35	2	EA
5	056066 008	NUT NYLOCKNUT DIN985 M8 8.0 ZP	4	EA
6	5563128	BOLT, FLSKTHD M8 1.25 25	2	EA
7	5563127	BLT SKTHD M10 1.50 25	4	EA
8	056064 010	Nut NylockNut DIN985 M10 10.0	4	EA

UPPER BOOM ASSEMBLY ORFF FEBURARY 2020 AND AFTER

REPAIR PARTS



アイテム	部品番号	名前	数量	UOM
	0260978 E	UPPER BOOM ASSEMBLY ORFF FEBURARY 2020 AND AFTER		EA
1	056060 060	BOLT HEXHD M10 1.50 X 60 MM DIN 931GR 8.8 ZP	2	EA
2	056064 008	NUT HEX M8 1.25 GR10.9 SELF LOCKING DIN 985	5	EA
3	056064 024	Nut, NylockNut DIN985 M24 10.0	1	EA
4	058491 012	BLT HEXHD M6 1.0 X 12MM DIN933 GR8.8 ZP	4	EA
5	058494 035	BOLT HEXSETSCREW DIN933 M12 X 35MM 8.8 ZP	8	EA
6	062642 024	BRG 1.25 ID X 1.41 OD X 0.75 L	2	EA

UPPER BOOM ASSEMBLY ORFF FEBURARY 2020 AND AFTER

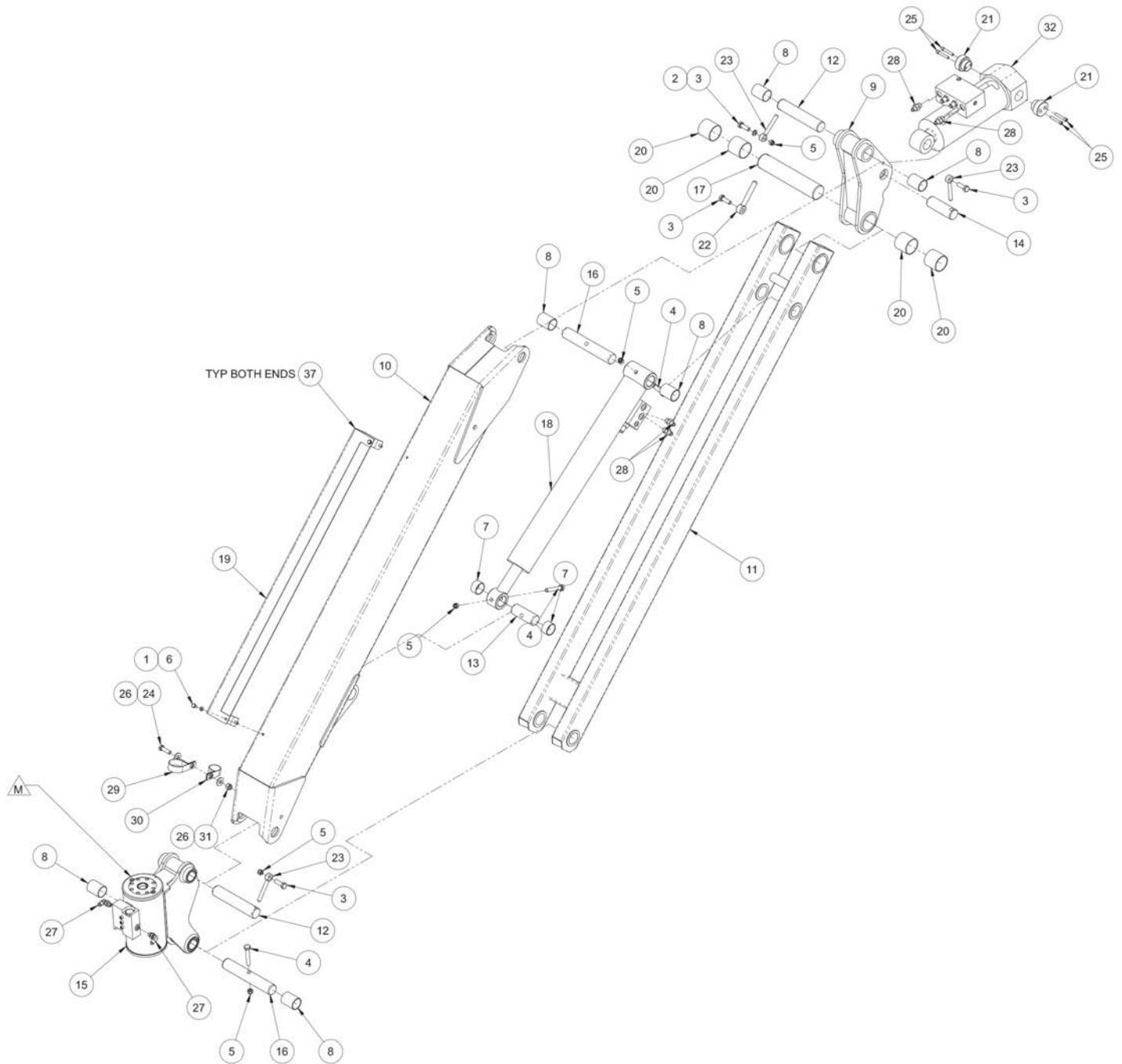
アイテム	部品番号	名前	数量	UOM
7	062642 025	BRG 1.25ID 1.406OD 1.75L	6	EA
8	068438 000 1	SWINGING FRAME WELDMENT	1	EA
9	068439 000 1	JIB BOOM WELDMENT	1	EA
10	068447 025 1	LEVELING TUBE WELDMENT UPRIGHT	1	EA
11	068476 003	PIN 1.25 DIA 6.378LG	2	EA
12	068476 004	PIN 1.25 DIA 3.267LG	1	EA
13	068476 005	PIN 1.25 DIA 3.74LG	1	EA
14	116326 000	PIN LOWER JIB	2	EA
15	116362 000	PIN 1.75 DIA 8.94LG	1	EA
16	116373 000 3	JIB CYLINDER	1	EA
17	0260506 1	HOSE GUARD JIB	1	EA
18	0260535	BEARING SLEEVE	4	EA
19	0261256	STEPPED PIN	2	EA
20	512649 280	BOLT,HexBolt,DIN931,M24 x 280m	1	EA
21	512770 000	BANJO ROD END .50	1	EA
22	512771 000	3/8" ROD END	3	EA
23	972479	BLT HEXHD .375 16 1.25 GR5	1	EA
24	978419	BLT SKTHD .250 20 X 1.50 GR8 P	4	EA
25	986299	WASHER, FLAT, .375 STANDARD, PLATED	2	EA
26	5093012	CLP CUSH 1.75 VINYL COATED	1	EA
27	5093024	CLAMP	1	EA
28	5560033	.375 16UNC HEX LOCK NUT	1	EA
29	6047123 3	CYLINDER SLAVE 3.25 X 7.25 X 1	1	EA
30	5560083	HOSE GUIDE .125 RUBBER EDGE TR	1	EA

UPPER BOOM ASSEMBLY ORFF FEBURARY 2020 AND AFTER

アイテム	部品番号	名前	数量	UOM
31	056069 005	Washer SteelFlatWasher DIN125A	13	EA
32	100432 004	Hyd Fitting Straight ORFS(04) SAE(06)	3	EA
33	100434 002	FITTING 4MORFF X 4MORB 90 °	1	EA
34	5028024	FTG 4MB X 4MORFF 90 .029 ORIFI	1	EA
35	5033055	FTG 6MB X 4MORFF STR .035 ORIF	1	EA
36	116320 001 1	ROTARY ACTUATOR SJH	1	EA
37	056060 070	Bolt, HexBolt DIN931 M10 x 70m	1	EA
38	5560653	BLT HEXHD M10 1.50 X 85MM DIN	4	EA

UPPER BOOM ASSY PG ANSI A46JE-04-000158 AND BEFORE CE BEFORE A46JE-01-010859 AND BEFORE

REPAIR PARTS

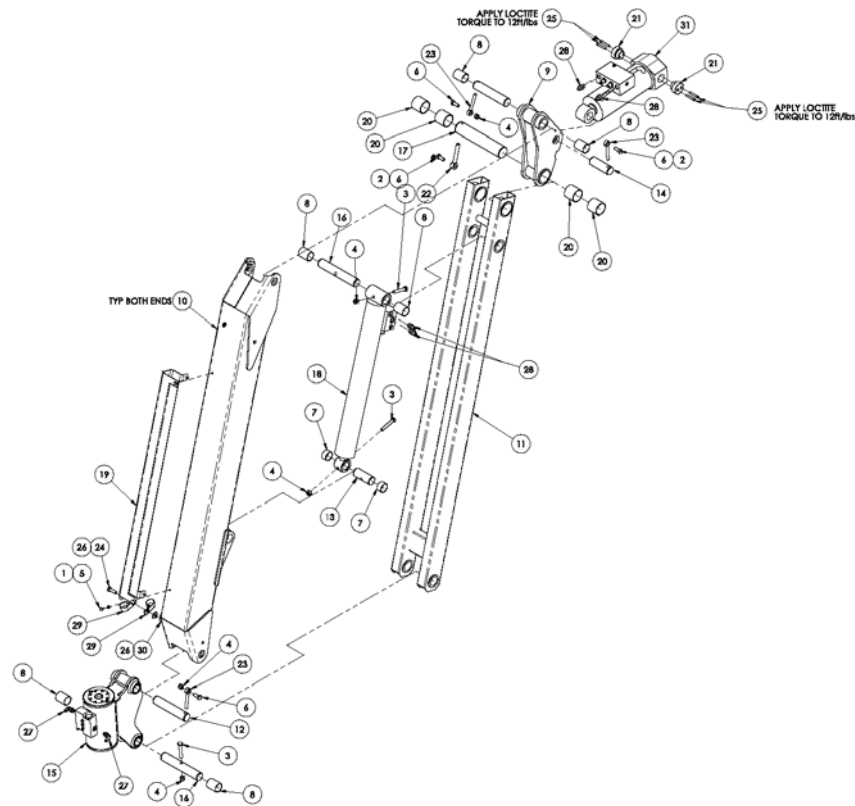


アイテム	部品番号	名前	数量	UOM
	116311 000M	UPPER BOOM ASSEMBLY PG ANSI BEFORE S/N A46JE 04 000159 AND CE BEFORE S/N A46JE 01 010860	1	EA
1	068439 000	JIB BOOM WELDMENT	4	EA
2	068439 000	JIB BOOM WELDMENT	3	EA
3	068439 000	JIB BOOM WELDMENT	4	EA
4	068439 000	JIB BOOM WELDMENT	3	EA
5	056064 008	NUT HEX M8 1.25 GR10.9 SELF LOCKING DIN 985	5	EA
6	058491 012	BLT HEXHD M6 1.0 X 12MM DIN933 GR8.8 ZP	4	EA
7	062642 024	BRG 1.25 ID X 1.41 OD X 0.75 L	2	EA
8	062642 025	BRG 1.25ID 1.406OD 1.75L	6	EA
9	068438 000	SWINGING FRAME WELDMENT	1	EA
10	068439 000	JIB BOOM WELDMENT	1	EA
11	068447 025	LEVELING TUBE WELDMENT	1	EA
12	068476 003	PIN 1.25 DIA 6.378LG	2	EA
13	068476 004	PIN 1.25 DIA 3.267LG	1	EA
14	068476 005	PIN 1.25 DIA 3.74LG	1	EA
15	116320 000	ROTARY ACTUATOR HELAC	1	EA
16	116326 000	PIN LOWER JIB	2	EA
17	116362 000	PIN 1.75 DIA 8.94LG	1	EA
18	116373 000	JIB CYLINDER – HYDRAULICS – 59	1	EA
19	0260506	HOSE GUARD JIB	1	EA
20	0260535	BEARING SLEEVE	4	EA
21	0260647	PIN STEEPED	2	EA
22	512770 000	BANJO ROD END .50	1	EA
23	512771 000	3/8" ROD END	3	EA

アイテム	部品番号	名前	数量	UOM
24	972479	BLT HEXHD .375 16 1.25 GR5	1	EA
25	978419	BLT SKTHD .250 20 X 1.50 GR8 P	4	EA
26	986299	WASHER, FLAT, .375 STANDARD, PLATED	2	EA
27	5035303	FTG ELB90STRTHD 4B 4S STL	2	EA
28	5065705	FTG ADPTR STRTHD 6B 4S STL	4	EA
29	5093012	CLP CUSH 1.75 VINYL COATED	1	EA
30	5093024	CLAMP	1	EA
31	5560033	.375 16UNC HEX LOCK NUT	1	EA
32	6047123	SLAVE LEVEL CYLINDER	1	EA
33	5560083	HOSE GUIDE .125 RUBBER EDGE TR	1	EA

UPPER BOOM ASSEMBLY ANSI/CE DECEMBER 2019 AND AFTER

REPAIR PARTS



アイテム	部品番号	名前	数量	UOM
	116311 000 T	UPPER BOOM ASSEMBLY ANSI/CE DECEMBER 2019 AND AFTER		EA
1	056021 006	WASHER SPRING WASHER M6 DIN 127B GR8.8 ZP	4	EA
2	056021 010	Washer, SpringWasher DIN127B M	2	EA
3	056060 060	BOLT HEXHD M10 1.50 X 60 MM DIN 931GR 8.8 ZP	3	EA

UPPER BOOM ASSEMBLY ANSI/CE DECEMBER 2019 AND AFTER

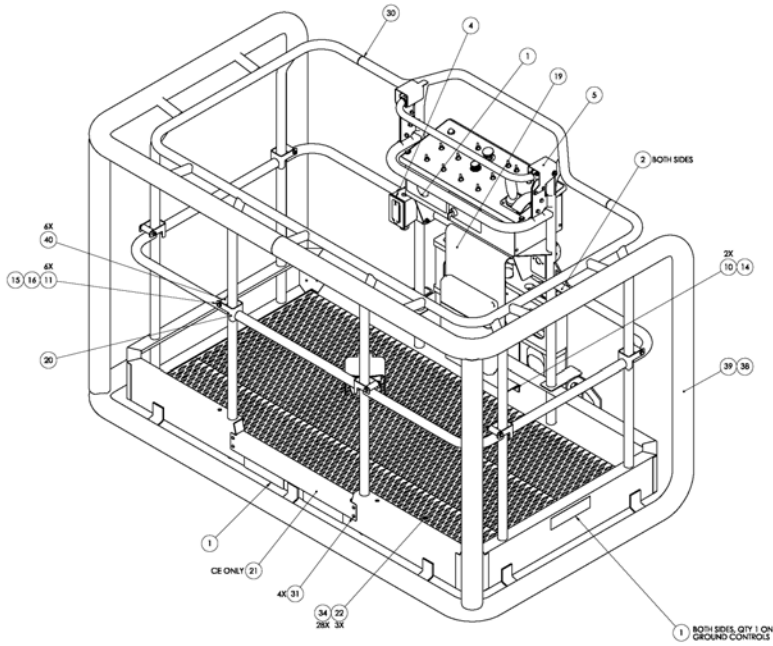
アイテム	部品番号	名前	数量	UOM
4	056064 010	Nut NylockNut DIN985 M10 10.0	5	EA
5	058491 012	BLT HEXHD M6 1.0 X 12MM DIN933 GR8.8 ZP	4	EA
6	058493 025	HHCS M10 X 25MM GR10.9 DIN933	4	EA
7	062642 024	BRG 1.25 ID X 1.41 OD X 0.75 L	2	EA
8	062642 025	BRG 1.25ID 1.406OD 1.75L	6	EA
9	068438 000	SWINGING FRAME WELDMENT	1	EA
10	068439 000	JIB BOOM WELDMENT	1	EA
11	068447 025	LEVELING TUBE WELDMENT	1	EA
12	068476 003	PIN 1.25 DIA 6.378LG	2	EA
13	068476 004	PIN 1.25 DIA 3.267LG	1	EA
14	068476 005	PIN 1.25 DIA 3.74LG	1	EA
15	116320 001 1	ROTARY ACTUATOR SJH	1	EA
16	116326 000	PIN LOWER JIB	2	EA
17	116362 000	PIN 1.75 DIA 8.94LG	1	EA
18	116373 000	JIB CYLINDER – HYDRAULICS – 59	1	EA
19	0260506	HOSE GUARD JIB	1	EA
20	0260535	BEARING SLEEVE	4	EA
21	0261256	STEPPED PIN	2	EA
	NPNA	REFERANCE TCB 20.002 RE: ITEM 21	0	EA
22	512770 000	BANJO ROD END .50	1	EA
23	512771 000	3/8" ROD END	3	EA
24	972479	BLT HEXHD .375 16 1.25 GR5	1	EA
25	978419	BLT SKTHD .250 20 X 1.50 GR8 P	4	EA

UPPER BOOM ASSEMBLY ANSI/CE DECEMBER 2019 AND AFTER

アイテム	部品番号	名前	数量	UOM
26	986299	WASHER, FLAT, .375 STANDARD, PLATED	2	EA
27	5035303	FTG ELB90STRTHD 4B 4S STL	2	EA
28	5065705	FTG ADPTR STRTHD 6B 4S STL	4	EA
29	5093009	CLP CUSH 1.13 VINYL COATED	2	EA
30	5560033	.375 16UNC HEX LOCK NUT	1	EA
31	6047123	SLAVE LEVEL CYLINDER	1	EA

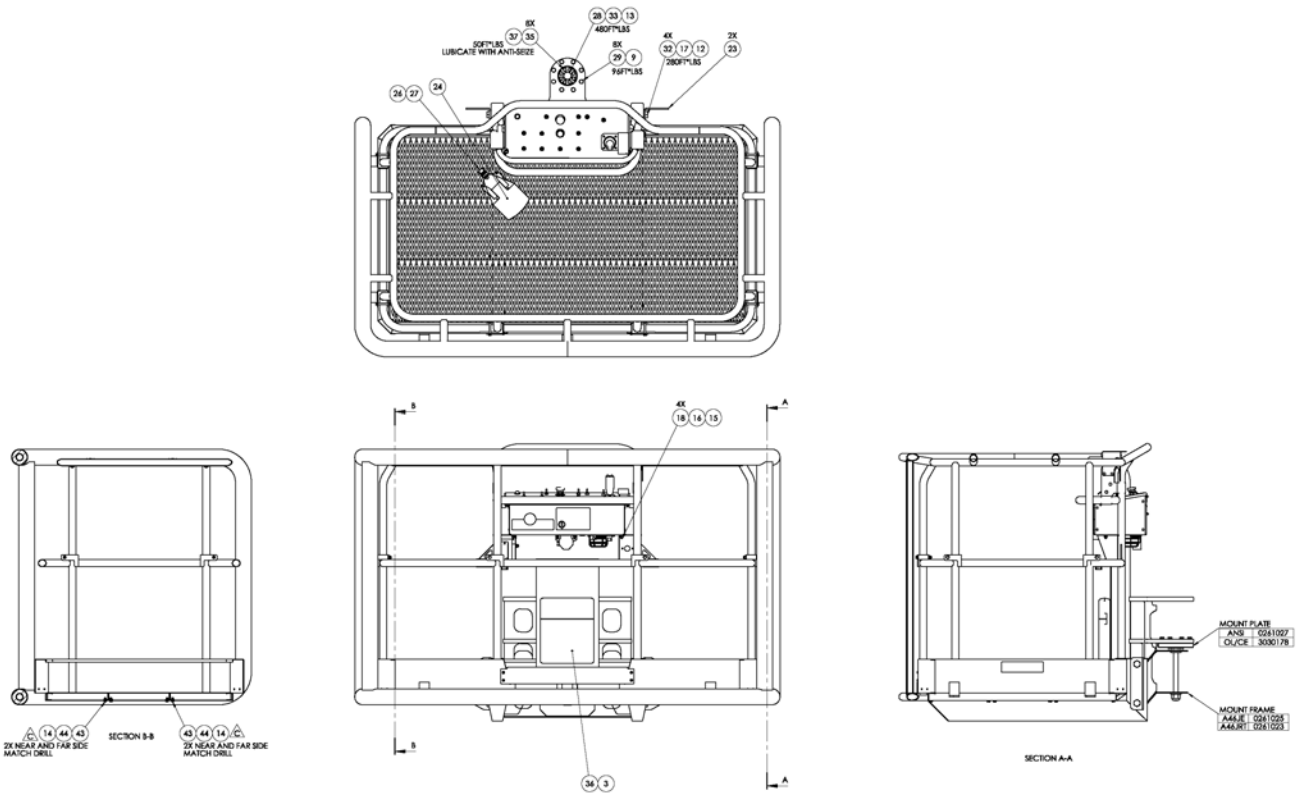
PLATFORM INSTALLATION A46JE A46JRT

REPAIR PARTS

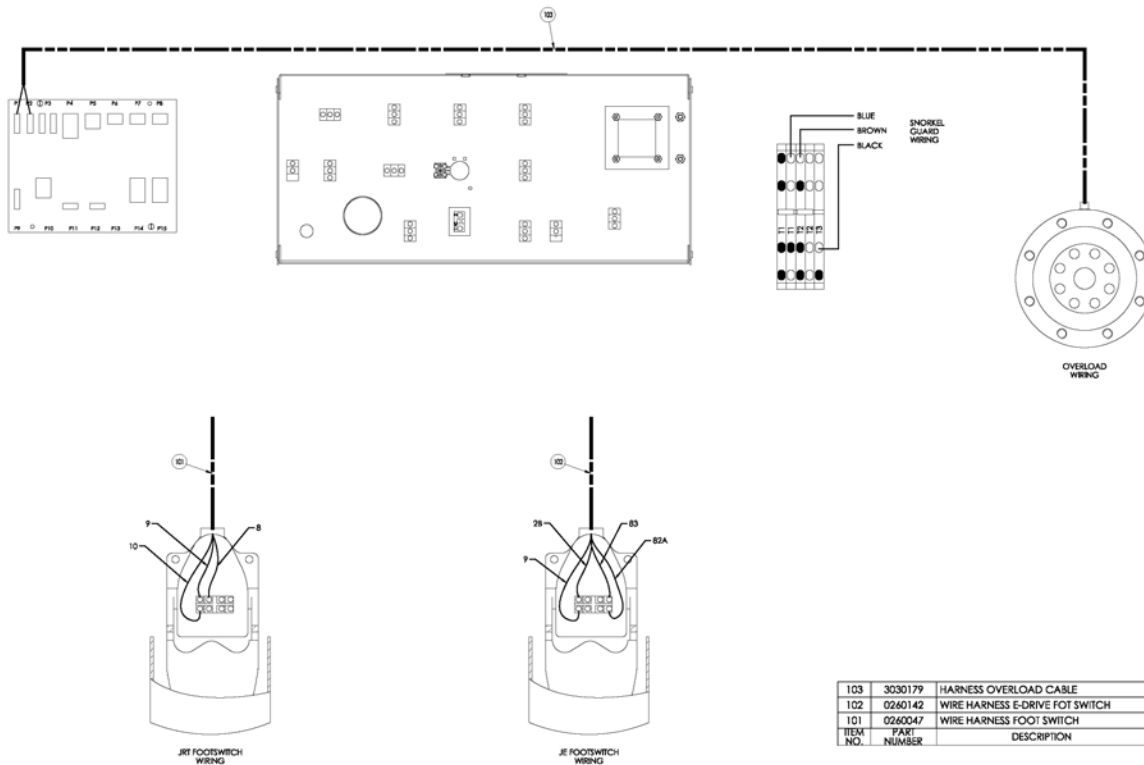


44	056069-006	M6 FLAT WASHER DIN 125	8	8	8	8	8	8
43	058491-014	BOLT HEXSESCREW DIN933 M6 X 16MM 8.8 ZINC-PLATED	8	8	8	8	8	8
42	114342-000	LIFT GATE	2	2	2	2	2	2
41	0260915	ASSY PLTF CONT BOX A46JRT PG	-	-	1	-	-	-
40	100481-000	ROLLER TUBE, GATE	-	-	6	-	-	-
39	9980004	COVER KIT BUMPER FRAME PLATF	491	491	491	491	491	491
38	9980003	PIPE INSUL CLOSED CELL FOAM	838	838	838	838	838	838
37	987119	WSHR LOCK 375	8	8	8	8	8	8
36	552286	COMPARTMENT LITERATURE 8.5X11	1	1	1	1	1	1
35	5563422	HHCS 375-14 UNC, STL, GR 8, 1.50 LG., PLTD	8	8	8	8	8	8
34	5563310	HHCS 25-14 Self Drilling Hd x 75 Lg	28	28	28	28	28	28
33	5563135	WSHR FLAT 1 X 1.5 X .125	1	1	1	1	1	1
32	5563075	BLT HEXHD M20-2.5 X 120MM	4	4	4	4	4	4
31	5560288	SCR SUFIPG .250 .50 TYPE 8	-	-	4	-	-	4
30	514214-000	WLDMT PLATFORM 4' W/SLIMP GUARD	1	1	1	1	1	1
29	514140-036	BOLT HEXBOLT DIN931 M12 X 35MM 10.9 DIACROMET	8	8	8	8	8	8
28	512649-280	HHCS M24 X 3.0 X 280 G10.9 DIN 931 2P	1	1	1	1	1	1
27	3040116	CONN .25 .500 .625	1	1	1	1	1	1
26	3040110	NUT LKG HUB 750	1	1	1	1	1	1
25	3030178	OVERLOAD SENSOR PLATE	-	1	1	-	1	1
24	3020021	SWITCH FOOT	1	1	1	1	1	1
23	102373-000	BRACKET, CHAIN TIEDOWN	2	2	2	2	2	2
22	102271-061	GRIP STRUT	3	3	3	3	3	3
21	102244-000	TOIRBOARD CAGE ENTRY	-	-	1	-	-	1
20	100478-000	LIFT GATE WELDMENT	1	1	1	1	1	1
19	100468-001	PANEL, DECAL MOUNT	1	1	1	1	1	1
18	058492-020	BOLT HEXSESCREW DIN933 M8 X 20MM 8.8 ZINC-PLATED	4	4	4	4	4	4
17	510595-020	M20 FLAT WASHER DIN 125	4	4	4	4	4	4
16	056069-008	M8 FLAT WASHER DIN 125	12	12	12	12	12	12
15	056066-008	NUT, NYLOCKNUT DIN985 M8 8.0 ZINCPLATED	10	10	10	10	10	10
14	056066-006	NUT, NYLOCKNUT DIN985 M6 8.0 ZINCPLATED	10	10	10	10	10	10
13	056064-024	NUT, NYLOCKNUT DIN985 M24 10.0 ZINCPLATED	1	1	1	1	1	1
12	056064-020	NUT, NYLOCKNUT DIN985 M20 10.0 ZINCPLATED	4	4	4	4	4	4
11	056059-070	BOLT HEXBOLT DIN931 M8 X 70MM 8.8 ZINC-PLATED	6	6	6	6	6	6
10	056058-018	BOLT HEXBOLT DIN931 M6 X 16MM 8.8 ZINC-PLATED	2	2	2	2	2	2
9	056021-012	WSHR LOCK M12 DIN 127	8	8	8	8	8	8
8	0261027	ROTOR ADAPTER PLATE	1	-	1	1	-	-
7	0261025	WLDMT CAGE MOUNT JE	1	1	1	-	-	-
6	0261023	WLDMT CAGE MOUNT JRT	-	-	1	1	1	1
5	0260850	A46 SNORKEL GUARD ASSEMBLY	1	1	1	1	1	1
4	0260500	PLATF AC POWER	1	1	-	1	1	-
3	0181480	REF DOCUMENT SP8 TB-16	1	1	1	1	1	1
2	0150448	DECAL ATTACH FALL RESTRAINT	2	2	2	2	2	2
1	0090589E	PLAC, PLAT CAPACITY 227 KG	4	4	5	4	4	4
ITEM NO.	PART NUMBER	DESCRIPTION	JE/QUY.	JE/QUY.	JE/QUY.	JRT/QUY.	JRT/QUY.	JRT/QUY.

PLATFORM INSTALLATION A46JE A46JRT



PLATFORM INSTALLATION A46JE A46JRT



アイテム	部品番号	名前	数量	UOM
	A26053C	PLATFORM INSTALL		EA
1	0090589E	PLACARD	REF CHART	EA
2	0150448	DECAL ATTACH FALL RESTRAINT	REF CHART	EA
3	0181480	REF DOCUMENT SPB TB 16	REF CHART	EA
4	0260500	PLATF AC POWER INSTALL ASSY (U	REF CHART	EA
5	0260850 5	A46 SNORKEL GUARD ASSEMBLY	REF CHART	EA
6	0261023 5	WLDMT CAGE MOUNT JRT	REF CHART	EA

PLATFORM INSTALLATION A46JE A46JRT

アイテム	部品番号	名前	数量	UOM
7	0261027 4	ROTATOR ADAPTOR PLATE SEPTEMBER 2019 AND BEFORE	REF CHART	EA
8	0261027	ROTATOR ADAPTER PLATE	REF CHART	EA
9	056021 012	Washer, SpringWasher DIN127B M	REF CHART	EA
10	056058 018	BOLT, HEXBOLT DIN 931 M6 X 16MM 8.8 ZP	REF CHART	EA
11	056059 070	Bolt, HexBolt DIN931 M8 x 70mm	REF CHART	EA
12	056064 020	Nut, NylockNut DIN985 M20 10.0	REF CHART	EA
13	056064 024	Nut, NylockNut DIN985 M24 10.0	REF CHART	EA
14	056066 006	Nut NylockNut DIN985 M6 8.0 Zi	REF CHART	EA
15	056066 008	NUT NYLOCKNUT DIN985 M8 8.0 ZP	REF CHART	EA
16	056069 008	WASHER, STEELFLATWASHER DIN12M8 FLAT WASHER DIN 125	REF CHART	EA
17	510595 020	M20 FLAT WASHER DIN 125	REF CHART	EA
18	058492 020	Bolt HexSetScrew DIN933 M8 x 2	REF CHART	EA
19	100468 001	PANEL DECAL MOUNT	REF CHART	EA
20	100478 000 5	LIFT GATE WELDMENT UPRIGHT	REF CHART	EA
21	102244 000	TOEBOARD CAGE ENTRY	REF CHART	EA
22	102271 061	GRIP STRUT	REF CHART	EA
23	102373 000 5	BRACKET CHAIN TIE DOWN UPRIGHT	REF CHART	EA

PLATFORM INSTALLATION A46JE A46JRT

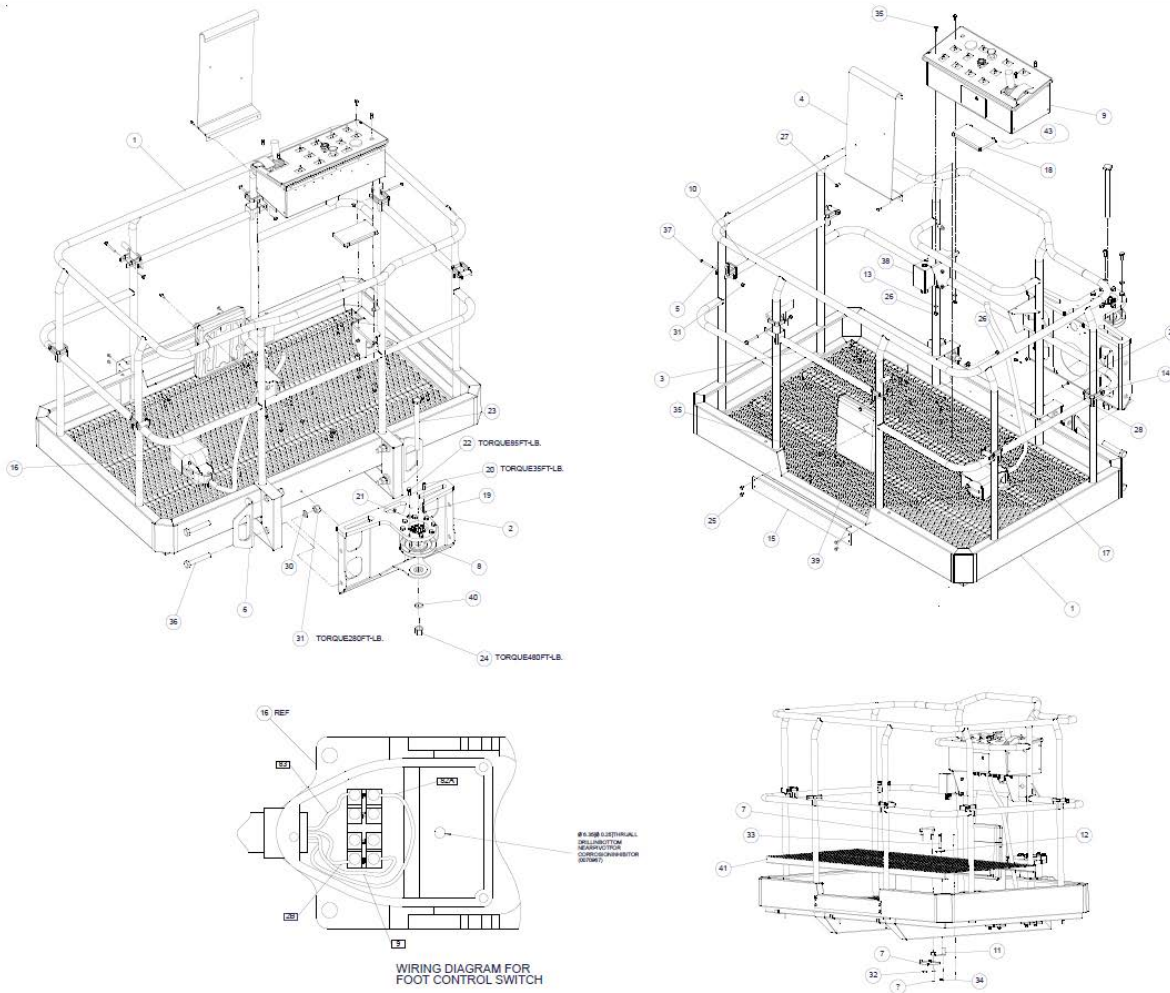
アイテム	部品番号	名前	数量	UOM
24	3020021	Foot Switch	REF CHART	EA
25	3030188	OVERLOAD SENSOR PLATE	REF CHART	EA
26	3040110	NUT LKG HUB .750 SAMEAS 962129	REF CHART	EA
27	3040116	CONN .75 .500 .625	REF CHART	EA
28	512649 280	BOLT,HexBolt,DIN931,M24 x 280m	REF CHART	EA
29	514160 035	Bolt, HexSetScrew DIN933 M12 x 35MM	REF CHART	EA
30	514214 000 5	WLDMT PLATFORM 6FT W/BUMP GUAR	REF CHART	EA
31	5560288	SCR SLFTPG .250 .50 TYPE B	REF CHART	EA
32	5563075	BLT HEXHD M20 2.5 X 120MM	REF CHART	EA
33	5563135	WSHR FLAT 1 X 1.5 X .125	REF CHART	EA
34	5563310	HWH .25 14 SELF DRILLING X .75	REF CHART	EA
35	5563422	BLT HEXHD .375 16x1.50 GR8 ZP	REF CHART	EA
36	562386	Literature Compartment	REF CHART	EA
37	987119	WSHR LOCK .375	REF CHART	EA
38	9980003	PIPE INSUL CLOSED CELL AP ARMA	REF CHART	EA
39	9980004	COVER KIT BUMPER FRAME PLATF H	REF CHART	EA
40	100481 000	ROLLER TUBE GATE	REF CHART	EA

PLATFORM INSTALLATION A46JE A46JRT

アイテム	部品番号	名前	数量	UOM
41	0260915	ASSY PLTF CONT BOX A46JRT PG	REF CHART	EA
42	116342 000 5	LIFT GATE WELDMENT SHORT UPRIG	REF CHART	EA
43	058491 016	BOLT HEXSETSCREW DIN933 M6 X 16MM 8.8 ZP	REF CHART	EA
44	056069 006	WSHR STEELFLATWSHE M6 DIN125A	REF CHART	EA
101	0260047	WIRE HARNESS FOOT SWITCH	1	EA
102	0260142	WIRE HARNESS E DRIVE FOOT SWITCH	1	EA
103	3030179	HARNESS OVERLOAS CABLE	1	EA
	0261114B	PLATFORM ASSY JRT W/PADDED DOUBLE HANDRAIL	REF ONLY	EA
	0261115B	PLATFORM ASSY JRT W/PADDED DOUBLE HANDRAIL W/OVERLOAD	REF ONLY	EA
	0261116B	PLATFORM ASSY JRT W/PADDED DOUBLE HANDRAIL W/OVERLOAD CE	REF ONLT	EA

PLATFORM ASSEMBLY CE A46JE

REPAIR PARTS



アイテム	部品番号	名前	数量	UOM
	0260371 D	PLATFORM ASSEMBLY CE		EA
1	106530 001	PLATFORM WELDMENT 6 PLATFORM	1	EA
2	104306 001	CAGE MOUNT WELDMENT	1	EA
3	100478 000	GATE WELDMENT CAGE	1	EA
4	100468 001	PANEL DECAL MOUNT	1	EA
5	100481 000	ROLLER TUBE GATE	6	EA
6	102373 000	BRACKET CHAIN TIE DOWN	2	EA
7	0260206	ACA 15 ANCHOR PLATE	8	EA

PLATFORM ASSEMBLY CE A46JE

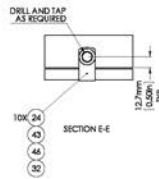
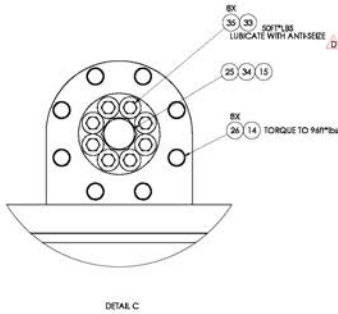
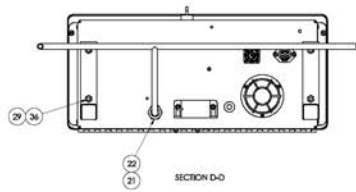
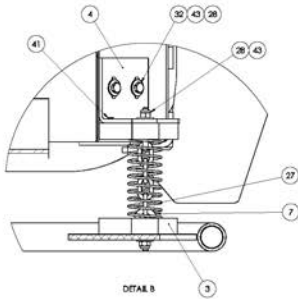
アイテム	部品番号	名前	数量	UOM
8	116346 000	overload cell – CE ONLY BEFORE SN 01 0004 (Not illustrated)	1	EA
9	0260081	PLATFORM CONTROL BOX ASSEMBLY	1	EA
10	116342 000	LIFT GATE WELDMENT SHORT	2	EA
11	0260209	BRACKET ANGLE	8	EA
12	0260208	DIAMOND WASHER 12262	8	EA
13	5560613	WASHER FLAT M8	6	EA
14	5560083	HOSE GUIDE .125 RUBBER EDGE TR	6	EA
15	102244 000	TOEBOARD CAGE ENTRY	1	EA
16	3020021	Foot Switch	1	EA
17	0260142	WIRE HARNESS E DRIVE FOOT SWITCH	1	EA
18	116347 000	OVERLOAD CONTROLLER GP107	1	EA
19	5560356	WSHR LOCK 10	8	EA
20	5563070	CAPSCREW, 3/8 16 X 1 1/4 SKT HD CAD PATED	8	EA
21	5560614	LOCK WASHER M12	8	EA
22	565476	BLT HHD M12 1.75 X 35MM GR 8.8	8	EA
23	5569989	BOLT 24MM 3.00P 280MM 10.9	1	EA
24	5569990	NUT LKG M24 3.0P	1	EA
25	5560288	SCR SLFTPG .250 .50 TYPE B	4	EA
26	5560727	NUT HEX LKG M8 1.25	12	EA
27	975209	BLT HEXHD M6 1.0 X 18MM	2	EA
28	5563051	WASHER SPRING LOCK M6 FASTENAL 40381	2	EA
29	984169	NUT HEX M6 1.00	2	EA

PLATFORM ASSEMBLY CE A46JE

アイテム	部品番号	名前	数量	UOM
30	5563077	FLAT WASHER M20	4	EA
31	5563076	LKG NUT M20 2.5 GR 8.8	4	EA
32	986299	WASHER, FLAT, .375 STANDARD, PLATED	16	EA
33	5563083	BOLT, CARRIAGE 5/16 18 X 3	8	EA
34	5560031	NUT HEX LKG .313 18	9	EA
35	972029	CAPSCREW METRIC M8 1.25 X 20MM LONG HEX HEAD	6	EA
36	5563075	BLT HEXHD M20 2.5 X 120MM	4	EA
37	5560627	BLT HEX HD M8 1.25X35MM	6	EA
38	0260501	PLATF AC POWER	1	EA
39	562386	Literature Compartment	1	EA
40	5563135	WSHR FLAT 1 X 1.5 X .125	1	EA
41	102271 061	GRIP STRUT	3	EA
42	0260210	WIRE HARNESS, OVERLOAD MODULE	1	EA
43	5560033	.375 16UNC HEX LOCK NUT	15	EA

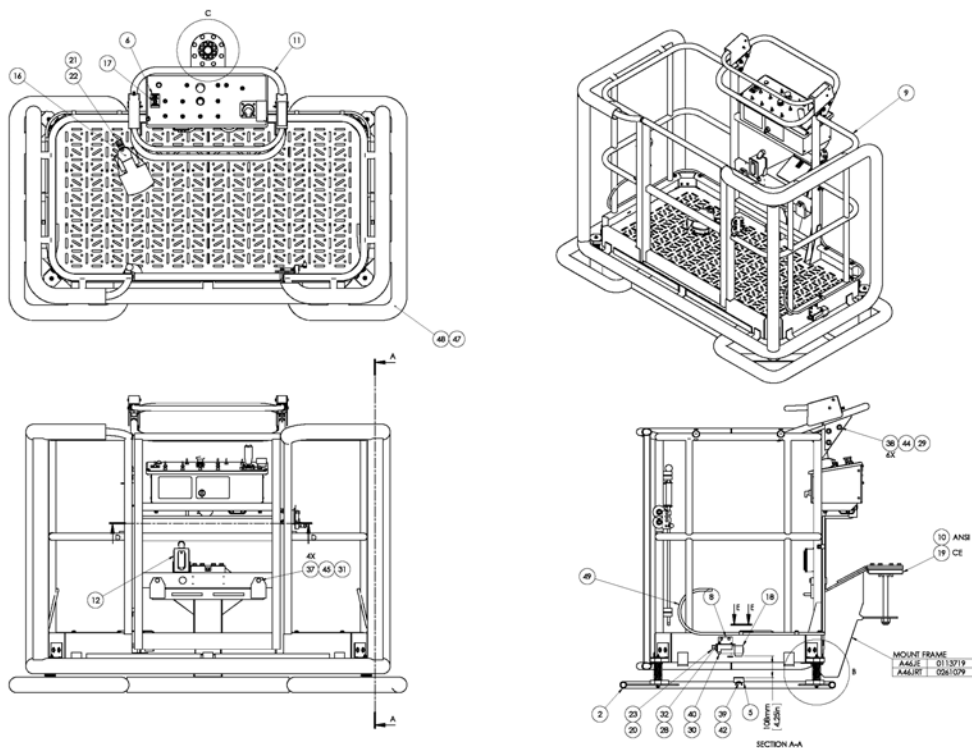
5' STEEL PLATFORM ASSEMBLY WITH BUMP GUARD WITH PADDING

REPAIR PARTS

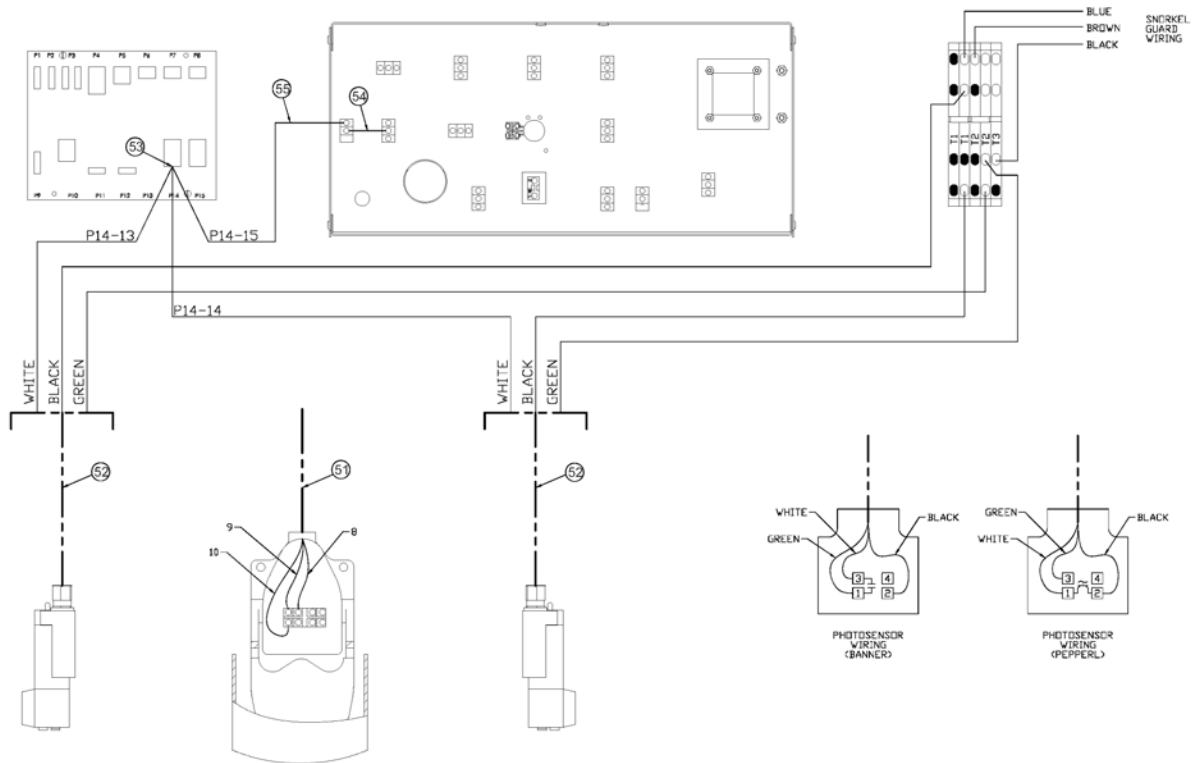


50	514140-035	PHCS M12 x 1.25 x 35 GB 8 DIN 931	-	8
49	998006	3/8 ID PLASTIC FLEX WASTE PIPE	13.5	13.5
48	998004	ECOVER 42 BUMPER FRAME PLATE	1	1
47	998003	PIPE INSUL CLOSED CELL FOAM	732	732
46	967099	WHSR LOCK 250	10	10
45	964309	WASHER FLAT .80 STAINO PLATED	4	4
44	964299	FLAT WASHER .375	12	12
43	964019	WASHER FLAT .25 STANDARD PL	34	34
42	964009	WHSR FLAT 10	2	2
41	970989	NUT HEX-ID 250-20 .75	14	14
40	974769	SCRE EDH MACH 10-24 2.25	4	4
39	974639	SCRE EDH MACH 10-24 .375	2	2
38	972479	NUT HEX-ID 375-14 1.25 GBS	6	6
37	970914	NUT HEX-ID 300-1.75 GBS	4	4
36	970499	NUT HEX-ID 375-14 1.75 GBS	4	4
35	5543429	PHCS 375-14 UNC STL GR 8 1.50 LG L PLTD	8	8
34	5543130	WHSR FLAT 1 X 1.5 X .125	1	1
33	5543046	WHSR FLAT HARD .375	8	8
32	5540383	NUT HEX-ID 250-20 .75 GB8	22	22
31	5540309	LXG NUT 300 GBS	4	4
30	5540204	NUT HEX LEG 10-24	4	4
29	5540033	NUT HEX LEG 375-14	10	10
28	5540004	250-ZINC HEX LOCK NUT	20	20
27	5530013	SPRING	4	4
26	514140-035	SOFT LOCKER DR931 M12 X 35MM 10.9 DACTROMET	8	-
25	912649-280	PHCS M24 X 3.0 X 280 G10.9 DIN 931 2P	1	1
24	2091001	CRP CURB 500 VINYL COATED	10	10
23	3040187	CONN 500 313-425	2	2
22	3040114	CONN .75 300-425	2	2
21	3040110	NUT LEG PUB .750	2	2
20	3040070	NUT LEG PUB .500	2	2
19	3030178	OVERLOAD SENSOR PLATE	1	1
18	3030098	ASBY PHOTOELECTRIC SWITCH	2	2
17	3020080	SWITCH TOGGLE SPST MOM/ON	1	1
16	3020021	SWITCH HOSE	1	1
15	056044-024	NUT NYLOCKNUT DR931 M24 10.0 ZINCPLATED	1	1
14	056021-012	WHSR LOCK M12 DN 127	8	8
13	0261079	WLDMT MNT FRAME W/OVRLD	1	-
12	0261078	ASBY POWER TO PLAT W/90	1	1
11	0261028	ASBY ENCKEL GUARD 44.6 ALUM	1	1
10	0261027	ROFATOR ADAPTER PLATE	1	1
9	0182527	ASBY STY W/90 FULL BUMP GUARD	1	1
8	0182340	SENSOR BRACKET	2	2
7	0181408	COVAR ASST	4	4
6	0181407	PLAC PROXIMITY SW OVERRIDE	1	1
5	0181406	TARGET PROXIMITY SWCH INEL	2	2
4	0181362	SPRING KEEPER MOUNT ANGLE	4	4
3	0181361	SPRING KEEPER	8	8
2	0181377	FRAME	1	1
1	0113719	WLDMT MOUNT FRAME	-	1
ITEM NO.	PART NUMBER	DESCRIPTION	JEU/CTY.	JRT/CTY.

5' STEEL PLATFORM ASSEMBLY WITH BUMP GUARD WITH PADDING



5' STEEL PLATFORM ASSEMBLY WITH BUMP GUARD WITH PADDING



アイテム	部品番号	名前	数量	UOM
	0261065B	5' STEELPLATFORM ASSEMBLY WITH BUMP GUARD ASSEMBLY WITH PADDING		EA
1	0113719	WLDMT MOUNT FRAME	A/R	EA
2	0181377	FRAME WELDMENT	A/R	EA
3	0181381	SPRING KEEPER	A/R	EA
4	0181382	SPRING KEEPER MOUNT ANGLE	A/R	EA
5	0181406	TARGET PROXIMITY SWITCH INSTL	A/R	EA
6	0181407	PLAC PROXIMITY SW OVERRIDE	A/R	EA
7	0181408	CHAIN ASSY	A/R	EA
8	0182340	SENSOR BRKT	A/R	EA

5' STEEL PLATFORM ASSEMBLY WITH BUMP GUARD WITH PADDING

アイテム	部品番号	名前	数量	UOM
9	0182527	ASSY 5'FT W/SG FULL BUMP GUARD	A/R	EA
10	0261027	ROTATOR ADAPTER PLATE	A/R	EA
11	0261028	ASSY SNORKEL GUARD A46 5' ALUM	A/R	EA
12	0261078	ASSY POWER TO PLATF W/90	A/R	EA
13	0261079	WLDMT MNT FRAME W/OVRLD	A/R	EA
14	056021 012	Washer, SpringWasher DIN127B M	A/R	EA
15	056064 024	Nut, NylockNut DIN985 M24 10.0	A/R	EA
16	3020021	Foot Switch	A/R	EA
17	3020080	TOGGLE SWITCH	A/R	EA
18	3020098	ASSY PHOTOELECTRIC SWITCH	A/R	EA
19	3030188	OVERLOAD SENSOR PLATE	A/R	EA
20	3040070	NUT LKG HUB .500 APPLETON: P/N BL50 REG 801	A/R	EA
21	3040110	NUT LKG HUB .750 SAMEAS 962129	A/R	EA
22	3040116	CONN .75 .500 .625	A/R	EA
23	3040187	CONN .500 .313 .438	A/R	EA
24	5093001	CLP CUSH .500 VINYL COATED	A/R	EA
25	512649 280	BOLT,HexBolt,DIN931,M24 x 280m	A/R	EA
26	514160 035	Bolt, HexSetScrew DIN933 M12 x 35MM	A/R	EA
27	5530013	SPRING COMPRESSION 1.50 O.D. X	A/R	EA
28	5560004	NUT LKG .250 20	A/R	EA
29	5560033	.375 16UNC HEX LOCK NUT	A/R	EA
30	5560034	NUT LKG 10 24	A/R	EA

5' STEEL PLATFORM ASSEMBLY WITH BUMP GUARD WITH PADDING

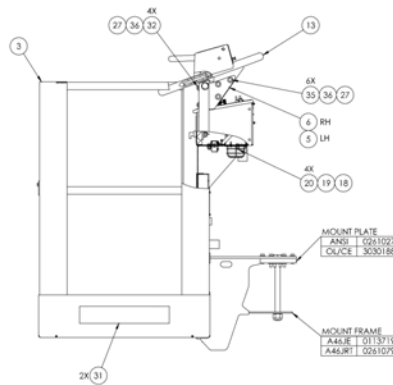
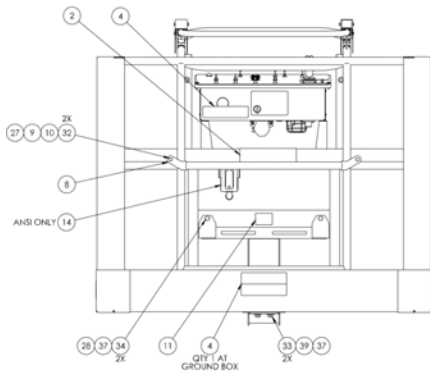
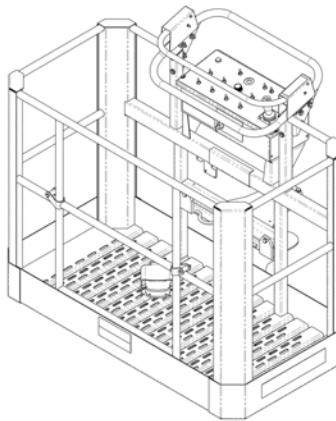
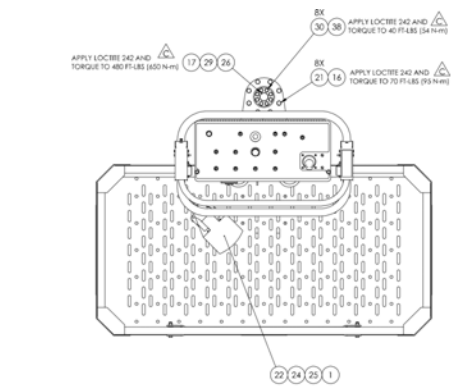
アイテム	部品番号	名前	数量	UOM
31	5560039	NUT HEX LKG .500 13	A/R	EA
32	5560383	BLT HEXHD .250 20 .750 GR8	A/R	EA
33	5563046	WSHR FLAT HARD .375	A/R	EA
34	5563135	WSHR FLAT 1 X 1.5 X .125	A/R	EA
35	5563422	BLT HEXHD .375 16x1.50 GR8 ZP	A/R	EA
36	970499	BLT HEXHD .375 16 1.75 GR5	A/R	EA
37	970919	BLT HEXHD .500 13 1.75 GR5	A/R	EA
38	972479	BLT HEXHD .375 16 1.25 GR5	A/R	EA
39	974639	SCR RDH MACH 10 24 .375	A/R	EA
40	974769	SCR RDH MACH 10 24 2.25	A/R	EA
41	978389	BLT SKTHD .250 20 .75	A/R	EA
42	986009	WSHR FLAT 10	A/R	EA
43	986019	WSHR FLAT .250	A/R	EA
44	986299	WASHER, FLAT, .375 STANDARD, PLATED	A/R	EA
45	986359	FLATWASHER 1/2"	A/R	EA
46	98099	WASHER LOCK .250	A/R	EA
47	9980003	PIPE INSUL CLOSED CELL AP ARMA	A/R	EA
48	9980004	COVER KIT BUMPER FRAME PLATF H	A/R	EA
49	9980006	3/8 ID PLASTIC FLEX WATER PIPE	A/R	EA
50	514160 035	Bolt, HexSetScrew DIN933 M12 x 35MM	A/R	EA
51	0260047	WIRE HARNESS FOOT SWITCH	1	EA
52	3011803	CABLE 18GA/3 CONDUCTOR WIRE	16.5'	EA
53	3049986	AMP SOCKET CONTACT	2	EA

5' STEEL PLATFORM ASSEMBLY WITH BUMP GUARD WITH PADDING

アイテム	部品番号	名前	数量	UOM
54	0070747	WIRE 16 R6I R6I 3	1	EA
55	0260973	WIRE 16GA R6I AMP SOCKET 28	1	EA
	A26049AD	5 FOOT STEEL PLATFORM, WITH BUMP GUARD ASSEMBLY		EA

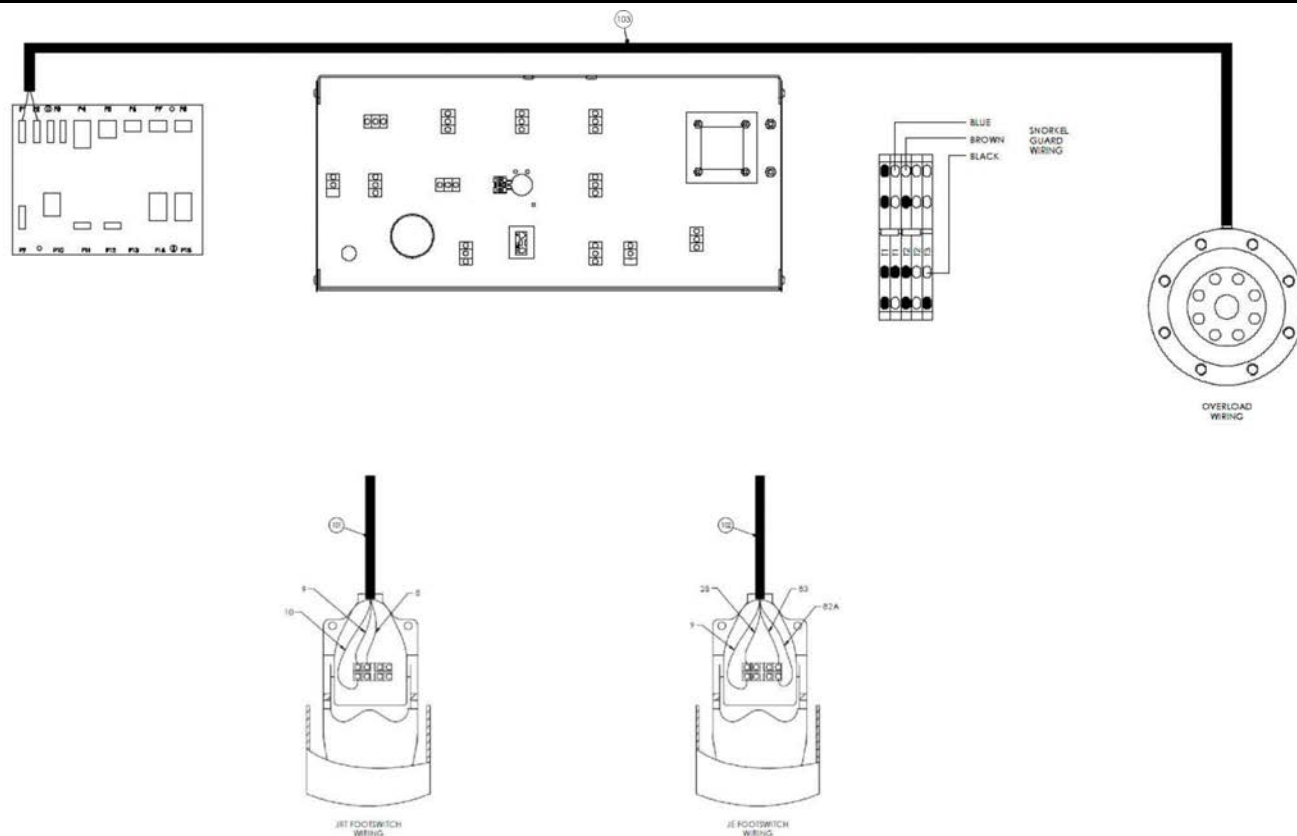
5' ALUMINUM PLATFORM ASSEMBLY 500# GRAVITY GATE OCTOBER 2019 AND AFTER

REPAIR PARTS



39	987139	500 LOCK WASHER	2	2	2	2	2	2
38	987119	WSHR LOCK .375	8	8	8	8	8	8
37	986359	WASHER FLAT .50 STAND PLATED	4	4	4	4	4	4
36	986299	FLAT WASHER .375	20	20	20	20	20	20
35	972479	BLT HEXHD .375-16 1.25 GR5	6	6	6	6	6	6
34	970919	BLT HEXHD .500-13 1.75 GR5	2	2	2	2	2	2
33	970849	BLT HEX HD .500-13X1.25 GR5	2	2	2	2	2	2
32	970529	BLT HEXHD .375-16 2.50 GR5 PLTD	6	6	6	6	6	6
31	569295	DECAL SNOBEL BRAND LOGO 3.00	2	2	2	2	2	2
30	5563422	PHCS 375-16 UNC. STL. GR 8. 1.50 LG. PLTD	8	8	8	8	8	8
29	5563125	WSHR FLAT 1 X 1.5 X .125	2	2	2	2	2	2
28	5560039	LAG BLT 500 GR5	2	2	2	2	2	2
27	5560033	NUT HEX LKG .375-16	12	12	12	12	12	12
26	512649-280	PHCS M24 X 3.0 X 280 G10.9 DIN 931 ZP	1	1	1	1	1	1
25	3040116	CONN .75 .500-.625	1	1	1	1	1	1
24	3040110	NUT LKG PLUR .750	1	1	1	1	1	1
23	3030188	OVERLOAD SENSOR PLATE-HEAVY DUTY	-	1	1	-	1	1
22	3030021	SWTCH FOOT	1	1	1	1	1	1
21	088494-035	BOLT HEX/SCREW DIN933 M12 X 35MM 8.8 ZINC PLATED	8	8	8	8	8	8
20	088492-020	BOLT HEX/SCREW DIN933 M8 X 20MM 8.8 ZINC PLATED	4	4	4	4	4	4
19	054068-008	WASHER STEEL FLAT WASHER DIN12 M8 FLAT	4	4	4	4	4	4
18	054066-008	NUT NYLOCK/NUT DIN934 M8 8.0 ZINC PLATED	4	4	4	4	4	4
17	054064-024	NUT NYLOCK/NUT DIN934 M24 10.9 ZINC PLATED	1	1	1	1	1	1
16	054021-012	WASHER SPRING WASHER DIN1278 M12 ZINC PLATED	8	8	8	8	8	8
15	0261079	WELDMT ANTI FRAME W/OVRDLD	1	1	1	-	-	-
14	0261078	ASSY POWER TO PLAT W/90	1	1	-	1	1	-
13	0261028	ASSY SNOBEL GUARD A46 S ALUM	1	1	1	1	1	1
12	0261027	ROTORATOR ADAPTER PLATE	1	-	-	1	-	-
11	0172451	DECAL ATTACH 2 LANYARDS	1	1	1	1	1	1
10	0161184	SPCR 451ID .500OD 1.50 STL GRAVITY GATE	2	2	2	2	2	2
9	0161182	ROLLER	2	2	2	2	2	2
8	0161177	WELDMNT GRAVITY GATE	1	1	1	1	1	1
7	0113719	WELDMT MOUNT FRAME	-	-	-	1	1	1
6	0113561	HALO ADAPTER RH	1	1	1	1	1	1
5	0113560	HALO ADAPTER LH	1	1	1	1	1	1
4	0090289E	PLAC. PLAT CAPACITY 227 KG	3	3	3	3	3	3
3	0082234	WELDMNT S AL PLATFORM	1	1	1	1	1	1
2	0072531	DECAL DNGR ELECTRICAL HAZARD SPANISH	1	1	1	1	1	1
1	0070967	CORROSION INHIBITOR STICK-BACK	1	1	1	1	1	1
ITEM NO.	PART NUMBER	DESCRIPTION	JRT QTY	JRT QTY	JRT QTY	JRT QTY	JRT QTY	JRT QTY

5' ALUMINUM PLATFORM ASSEMBLY 500# GRAVITY GATE OCTOBER 2019 AND AFTER



アイテム	部品番号	名前	数量	UOM
	0261106 C	5' ALUMINUM PLATFORM ASSEMBLY GRAVITY GATE 500# WITH OVERLOAD OCTOBER 2019 AND AFTER		EA
1	0070967	CORROSION INHIBITOR STICK BACK	1	EA
2	0072531	DECAL, ELECTROCUTION HAZ	1	EA
3	0082234 5	WELDMENT 5' AL PLATFORM	1	EA
4	0090589E	PLACARD		EA
5	0113560 5	HALO ADAPTER LH	1	EA
6	0113561 5	HALO ADAPTER RH	1	EA
7	0113719 5	WLDMT MOUNT FRAME W/OVERLOAD		EA
8	0161177 5	WELDMENT GRAVITY GATE	1	EA

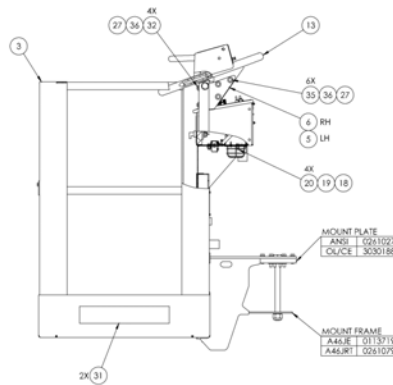
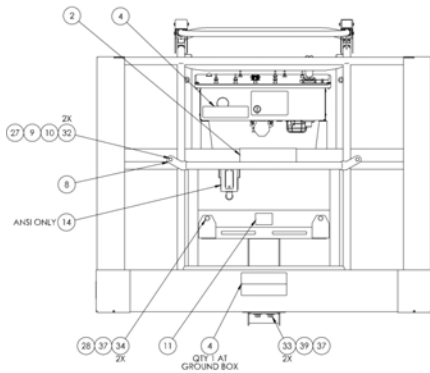
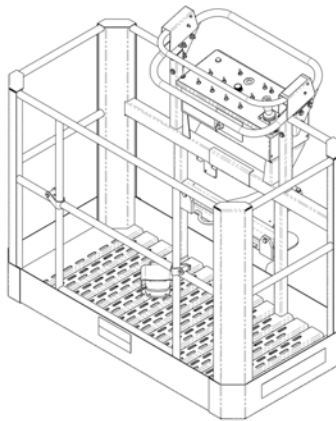
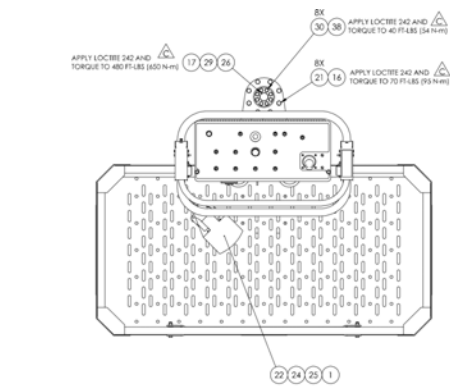
5' ALUMINUM PLATFORM ASSEMBLY 500# GRAVITY GATE OCTOBER 2019 AND AFTER

アイテム	部品番号	名前	数量	UOM
9	0161182	ROLLER, ALUMINUM GRAVITY GATE	2	EA
10	0161184	ROLLER SPACER, ALUMINUM GRAVITY GATE	2	EA
11	0172451	DECAL ATTACH MAX 2 LANYARDS	1	EA
12	0261027 4	ROTATOR ADAPTOR PLATE SEPTEMBER 2019 AND BEFORE	1	EA
13	0261028 5	ASSY SNORKEL GUARD A46JRT 5' A	1	EA
14	0261078	ASSY POWER TO PLATF W/90	1	EA
15	0261079 5	WLDMT MNT FRAME W/OVRLD	1	EA
16	056021 012	Washer, SpringWasher DIN127B M		EA
17	056064 024	Nut, NylockNut DIN985 M24 10.0	1	EA
18	056066 008	NUT NYLOCKNUT DIN985 M8 8.0 ZP	4	EA
19	056069 008	WASHER, STEELFLATWASHER DIN12M8 FLAT WASHER DIN 125	4	EA
20	058492 020	Bolt HexSetScrew DIN933 M8 x 2	4	EA
21	058494 035	BOLT HEXSETSCREW DIN933 M12 X 35MM 8.8 ZP	8	EA
22	3020021	Foot Switch	1	EA
23	3030188	OVERLOAD SENSOR PLATE		EA
24	3040110	NUT LKG HUB .750 SAMEAS 962129	1	EA
25	3040116	CONN .75 .500 .625	1	EA
26	512649 280	BOLT,HexBolt,DIN931,M24 x 280m	1	EA
27	5560033	.375 16UNC HEX LOCK NUT	12	EA

5' ALUMINUM PLATFORM ASSEMBLY 500# GRAVITY GATE OCTOBER 2019 AND AFTER

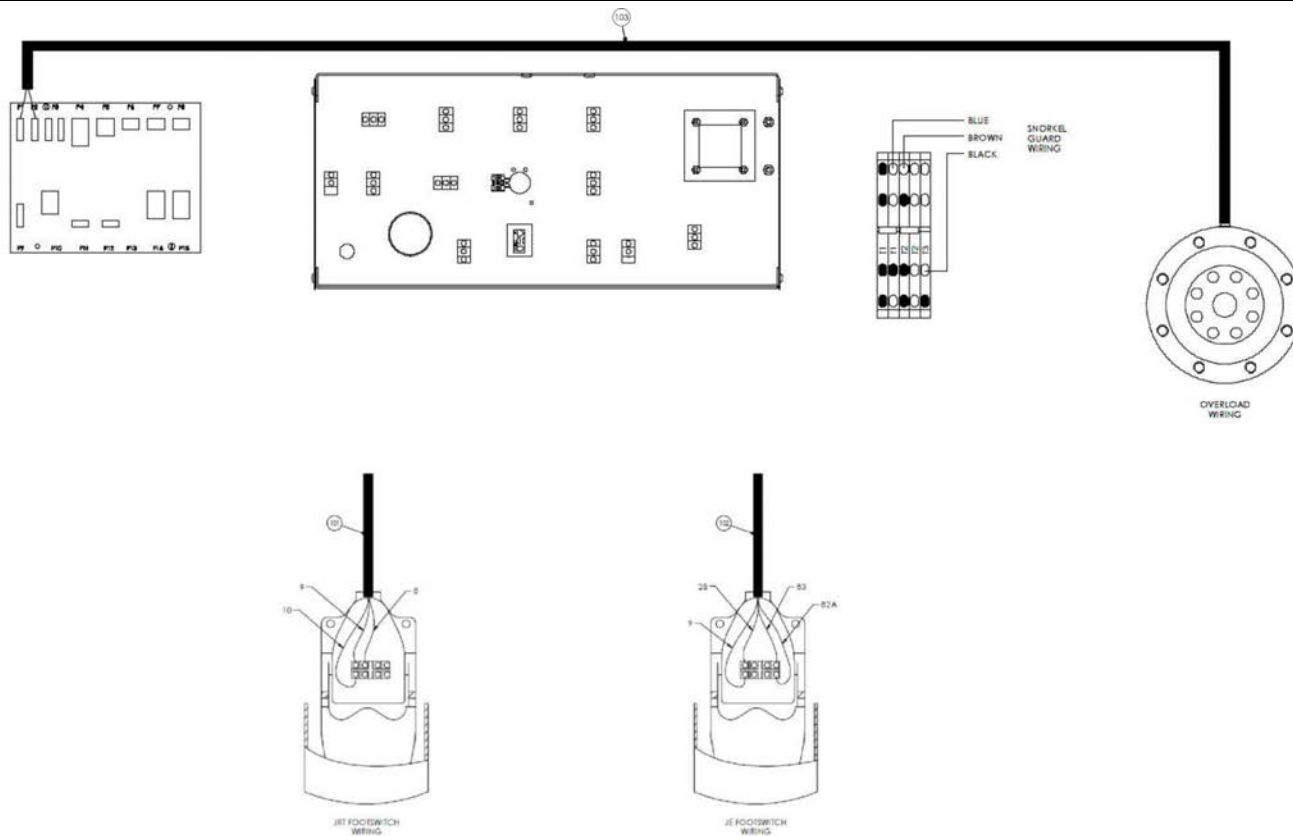
アイテム	部品番号	名前	数量	UOM
28	5560039	NUT HEX LKG .500 13	2	EA
29	5563135	WSHR FLAT 1 X 1.5 X .125		EA
30	5563422	BLT HEXHD .375 16x1.50 GR8 ZP	8	EA
31	569295	DECAL, SNORKEL BRAND LOGO 3.00	2	EA
32	970529	BLT HEXHD .375 16 2.50 GR5 PLTD	2	EA
33	970849	BLT HEXHD .500 13 1.25 GR5	2	EA
34	970919	BLT HEXHD .500 13 1.75 GR5	2	EA
35	972479	BLT HEXHD .375 16 1.25 GR5	6	EA
36	986299	WASHER, FLAT, .375 STANDARD, PLATED	20	EA
37	986359	FLATWASHER 1/2"	4	EA
38	987119	WSHR LOCK .375	8	EA
39	987139	WSHR LOCK .500	2	EA
101	0260047	WIRE HARNESS FOOT SWITCH	1	EA
102	0260142	WIRE HARNESS E DRIVE FOOT SWITCH	1	EA
103	3030179	HARNESS OVERLOAS CABLE	1	EA
104	A26052A	A46 5' AL GG INSTALLATION	REF ONLY	EA

5' ALUMINUM PLATFORM ASSEMBLY 500# CE GRAVITY GATE OCTOBER 2019 AND AFTER REPAIR PARTS



39	987139	500 LOCK WASHER	2	2	2	2	2	2	2
38	987119	WSHR LOCK .375	8	8	8	8	8	8	8
37	986359	WASHER FLAT .50 STAND PLATED	4	4	4	4	4	4	4
36	986299	FLAT WASHER .375	20	20	20	20	20	20	20
35	972479	BLT HEXHD .375-16 1.25 GR5	6	6	6	6	6	6	6
34	970919	BLT HEXHD .500-13 1.75 GR5	2	2	2	2	2	2	2
33	970849	BLT HEX HD .500-13X1.25 GR5	2	2	2	2	2	2	2
32	970529	BLT HEXHD .375-16 2.50 GR5 PLTD	6	6	6	6	6	6	6
31	569295	DECAL SNOBEL BRAND LOGO 3.00	2	2	2	2	2	2	2
30	5563422	HNCS 375-16 UNC. STL. GR 8. 1.50 LG. PLTD	8	8	8	8	8	8	8
29	5563125	WSHR FLAT 1 X 1.5 X .125	2	2	2	2	2	2	2
28	5560039	LEG BLT 500 GR5	2	2	2	2	2	2	2
27	5560033	NUT HEX LKG .375-16	12	12	12	12	12	12	12
26	512649-280	HNCS M24 X 3.0 X 280 G10.9 DN 931 7P	1	1	1	1	1	1	1
25	3040116	CONN .75 .500-.625	1	1	1	1	1	1	1
24	3040110	NUT LKG PLUR .750	1	1	1	1	1	1	1
23	3000188	OVERLOAD SENSOR PLATE-HEAVY DUTY	-	1	1	-	1	1	1
22	3000021	SWTCH FOOT	1	1	1	1	1	1	1
21	088492-035	BOLT HEX/SCREW DIN933 M12 X 35MM 8.8 ZINC PLATED	8	8	8	8	8	8	8
20	088492-020	BOLT HEX/SCREW DIN933 M8 X 20MM 8.8 ZINC PLATED	4	4	4	4	4	4	4
19	054068-008	WASHER STEEL PLAT/WASHER DIN12 M8 FLAT	4	4	4	4	4	4	4
18	054068-008	NUT NYLOCK/NUT DIN934 M8 8.0 ZINC PLATED	4	4	4	4	4	4	4
17	054064-024	NUT NYLOCK/NUT DIN934 M24 10.9 ZINC PLATED	1	1	1	1	1	1	1
16	054021-012	WASHER SPRING WASHER DIN1278 M12 ZINC PLATED	8	8	8	8	8	8	8
15	0261029	WELDMT ANTI FRAME W/OVRD	1	1	1	-	-	-	-
14	0261078	ASSY POWER TO PLAT W/90	1	1	1	-	-	-	-
13	0261028	ASSY SNOBEL GUARD A46 5 ALUM	1	1	1	1	1	1	1
12	0261027	ROTORATOR ADAPTER PLATE	1	-	-	1	-	-	-
11	0172451	DECAL ATTACH 2 LANYARDS	1	1	1	1	1	1	1
10	0161184	SPCR 451ID .500OD 1.50 STL. GRAVITY GATE	2	2	2	2	2	2	2
9	0161182	ROLLER	2	2	2	2	2	2	2
8	0161177	WELDMNT GRAVITY GATE	1	1	1	1	1	1	1
7	0113719	WELDMT MOUNT FRAME	-	-	-	1	1	1	1
6	0113561	HALO ADAPTER RH	1	1	1	1	1	1	1
5	0113560	HALO ADAPTER LH	1	1	1	1	1	1	1
4	0090289E	PLAC. PLAT CAPACITY 227 KG	3	3	3	3	3	3	3
3	0082234	WELDMNT 5 AL PLATFORM	1	1	1	1	1	1	1
2	0072531	DECAL DNGR ELECTRICAL HAZARD SPANISH	1	1	1	1	1	1	1
1	0070947	CORROSION INHIBITOR STICK-BACK	1	1	1	1	1	1	1
ITEM NO.	PART NUMBER	DESCRIPTION	JRT QTY	OLQTY	JRT CE/QTY	OLQTY	JE QTY	OLQTY	CE/QTY

5' ALUMINUM PLATFORM ASSEMBLY 500# CE GRAVITY GATE OCTOBER 2019 AND AFTER



アイテム	部品番号	名前	数量	UOM
	0261107 C	5' ALUMINUM PLATFORM ASSEMBLY CE GRAVITY GATE 500# OCTOBER 2019 AND AFTER		EA
1	0070967	CORROSION INHIBITOR STICK BACK	1	EA
2	0072531	DECAL, ELECTROCUTION HAZ	1	EA
3	0082234 5	WELDMENT 5' AL PLATFORM	1	EA
4	0090589E	PLACARD		EA
5	0113560 5	HALO ADAPTER LH	1	EA
6	0113561 5	HALO ADAPTER RH	1	EA
7	0113719 5	WLDMT MOUNT FRAME W/OVERLOAD		EA
8	0161177 5	WELDMENT GRAVITY GATE	1	EA

5' ALUMINUM PLATFORM ASSEMBLY 500# CE GRAVITY GATE OCTOBER 2019 AND AFTER

アイテム	部品番号	名前	数量	UOM
9	0161182	ROLLER, ALUMINUM GRAVITY GATE	2	EA
10	0161184	ROLLER SPACER, ALUMINUM GRAVITY GATE	2	EA
11	0172451	DECAL ATTACH MAX 2 LANYARDS	1	EA
12	0261027 4	ROTATOR ADAPTOR PLATE SEPTEMBER 2019 AND BEFORE	1	EA
13	0261028 5	ASSY SNORKEL GUARD A46JRT 5' A	1	EA
14	0261078	ASSY POWER TO PLATF W/90	1	EA
15	0261079 5	WLDMT MNT FRAME W/OVRLD	1	EA
16	056021 012	Washer, SpringWasher DIN127B M		EA
17	056064 024	Nut, NylockNut DIN985 M24 10.0	1	EA
18	056066 008	NUT NYLOCKNUT DIN985 M8 8.0 ZP	4	EA
19	056069 008	WASHER, STEELFLATWASHER DIN12M8 FLAT WASHER DIN 125	4	EA
20	058492 020	Bolt HexSetScrew DIN933 M8 x 2	4	EA
21	058494 035	BOLT HEXSETSCREW DIN933 M12 X 35MM 8.8 ZP	8	EA
22	3020021	Foot Switch	1	EA
23	3030188	OVERLOAD SENSOR PLATE		EA
24	3040110	NUT LKG HUB .750 SAMEAS 962129	1	EA
25	3040116	CONN .75 .500 .625	1	EA
26	512649 280	BOLT,HexBolt,DIN931,M24 x 280m	1	EA
27	5560033	.375 16UNC HEX LOCK NUT	12	EA

5' ALUMINUM PLATFORM ASSEMBLY 500# CE GRAVITY GATE OCTOBER 2019 AND AFTER

アイテム	部品番号	名前	数量	UOM
28	5560039	NUT HEX LKG .500 13	2	EA
29	5563135	WSHR FLAT 1 X 1.5 X .125		EA
30	5563422	BLT HEXHD .375 16x1.50 GR8 ZP	8	EA
31	569295	DECAL, SNORKEL BRAND LOGO 3.00	2	EA
32	970529	BLT HEXHD .375 16 2.50 GR5 PLTD	2	EA
33	970849	BLT HEXHD .500 13 1.25 GR5	2	EA
34	970919	BLT HEXHD .500 13 1.75 GR5	2	EA
35	972479	BLT HEXHD .375 16 1.25 GR5	6	EA
36	986299	WASHER, FLAT, .375 STANDARD, PLATED	20	EA
37	986359	FLATWASHER 1/2"	4	EA
38	987119	WSHR LOCK .375	8	EA
39	987139	WSHR LOCK .500	2	EA
101	0260047	WIRE HARNESS FOOT SWITCH	1	EA
102	0260142	WIRE HARNESS E DRIVE FOOT SWITCH	1	EA
103	3030179	HARNESS OVERLOAS CABLE	1	EA
104	A26052A	A46 5' AL GG INSTALLATION	REF ONLY	EA

5' ALUMINUM PLATFORM ASSEMBLY 500# GRAVITY GATE WITH OVERLOAD OCTOBER 2019 AND AFTER

REPAIR PARTS

NO IMAGE AVAILABLE
(BOM FOR REFERENCE ONLY)

アイテム	部品番号	名前	数量	UOM
	0261109 C	5' ALUMINUM PLATFORM ASSEMBLY 500# GRAVITY GATE WITH OVERLOAD OCTOBER 2019 AND AFTER		EA
1	0161177 5	WELDMENT GRAVITY GATE	1	EA
2	0161182	ROLLER, ALUMINUM GRAVITY GATE	2	EA
3	0161184	ROLLER SPACER, ALUMINUM GRAVITY GATE	2	EA
4	972479	BLT HEXHD .375 16 1.25 GR5	6	EA
5	970529	BLT HEXHD .375 16 2.50 GR5 PLTD	2	EA
6	970549	BLT HEXHD .375 16 3.00 GR5	4	EA
7	986299	WASHER, FLAT, .375 STANDARD, PLATED	20	EA
8	5560033	.375 16UNC HEX LOCK NUT	12	EA
9	0082234 5	WELDMENT 5' AL PLATFORM	1	EA

5' ALUMINUM PLATFORM ASSEMBLY 500# GRAVITY GATE WITH OVERLOAD OCTOBER 2019 AND AFTER

アイテム	部品番号	名前	数量	UOM
10	569295	DECAL, SNORKEL BRAND LOGO 3.00	2	EA
11	0072531	DECAL, ELECTROCUTION HAZ	1	EA
12	0172451	DECAL ATTACH MAX 2 LANYARDS	1	EA
13	0113560 5	HALO ADAPTER LH	1	EA
14	0113561 5	HALO ADAPTER RH	1	EA
15	0261028 5	ASSY SNORKEL GUARD A46JRT 5' A	1	EA
16	056021 010	Washer, SpringWasher DIN127B M	8	EA
17	056064 024	Nut, NylockNut DIN985 M24 10.0	1	EA
18	058494 035	BOLT HEXSETSCREW DIN933 M12 X 35MM 8.8 ZP	8	EA
19	5563422	BLT HEXHD .375 16x1.50 GR8 ZP	8	EA
20	987119	WSHR LOCK .375	8	EA
21	3020021	Foot Switch	1	EA
22	0070967	CORROSION INHIBITOR STICK BACK	1	EA
23	3040110	NUT LKG HUB .750 SAMEAS 962129	1	EA
24	3040116	CONN .75 .500 .625	1	EA
25	512649 280	BOLT,HexBolt,DIN931,M24 x 280m	1	EA
26	0090589E	PLACARD	3	EA
27	970919	BLT HEXHD .500 13 1.75 GR5	2	EA
28	5560039	NUT HEX LKG .500 13	2	EA
29	986359	FLATWASHER 1/2"	4	EA
30	970849	BLT HEXHD .500 13 1.25 GR5	2	EA

5' ALUMINUM PLATFORM ASSEMBLY 500# GRAVITY GATE WITH OVERLOAD OCTOBER 2019 AND AFTER

アイテム	部品番号	名前	数量	UOM
31	987139	WSHR LOCK .500	2	EA
32	058492 020	Bolt HexSetScrew DIN933 M8 x 2	4	EA
33	056069 008	WASHER, STEELFLATWASHER DIN12M8 FLAT WASHER DIN 125	4	EA
34	056066 008	NUT NYLOCKNUT DIN985 M8 8.0 ZP	4	EA
35	0260047	WIRE HARNESS FOOT SWITCH	1	EA
36	0261078	ASSY POWER TO PLATF W/90	1	EA
37	0113719 5	WLDMT MOUNT FRAME W/OVERLOAD	1	EA
38	3030179	HARNESS OVERLOAS CABLE	1	EA
39	3030188	OVERLOAD SENSOR PLATE	1	EA
40	A26052A	A46 5' AL GG INSTALLATION	REF ONLY	EA
101	0260047	WIRE HARNESS FOOT SWITCH	1	EA
102	0260142	WIRE HARNESS E DRIVE FOOT SWITCH	1	EA
103	3030179	HARNESS OVERLOAS CABLE	1	EA

 5' ALUMINUM PLATFORM ASSEMBLY 500# GRAVITY GATE OCTOBER 2019 AND AFTER

REPAIR PARTS

NO IMAGE AVAILABLE
(BOM FOR REFERENCE ONLY)

アイテム	部品番号	名前	数量	UOM
	0261110 C	5' ALUMINUM PLATFORM ASSEMBLY 500# GRAVITY GATE OCTOBER 2019 AND AFTER		EA
1	0161177 5	WELDMENT GRAVITY GATE	1	EA
2	0161182	ROLLER, ALUMINUM GRAVITY GATE	2	EA
3	0161184	ROLLER SPACER, ALUMINUM GRAVITY GATE	2	EA
4	972479	BLT HEXHD .375 16 1.25 GR5	6	EA
5	970529	BLT HEXHD .375 16 2.50 GR5 PLTD	2	EA
6	970549	BLT HEXHD .375 16 3.00 GR5	4	EA
7	986299	WASHER, FLAT, .375 STANDARD, PLATED	20	EA
8	5560033	.375 16UNC HEX LOCK NUT	12	EA
9	0082234 5	WELDMENT 5' AL PLATFORM	1	EA

5' ALUMINUM PLATFORM ASSEMBLY 500# GRAVITY GATE OCTOBER 2019 AND AFTER

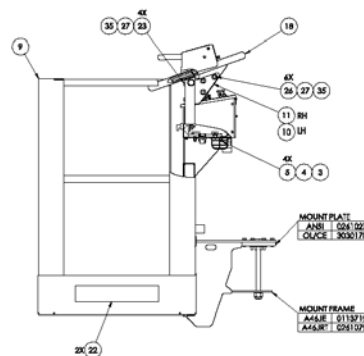
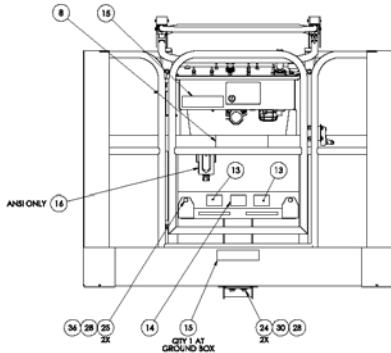
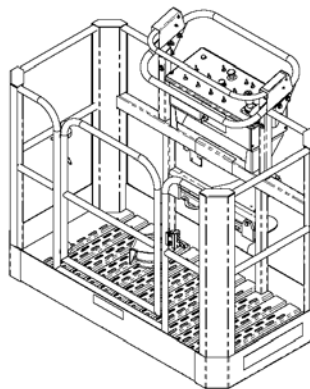
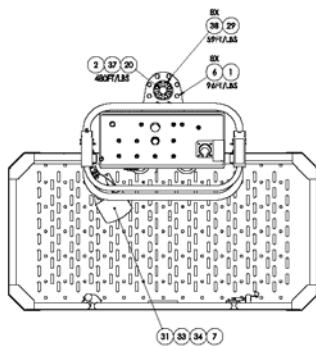
アイテム	部品番号	名前	数量	UOM
10	569295	DECAL, SNORKEL BRAND LOGO 3.00	2	EA
11	0072531	DECAL, ELECTROCUTION HAZ	1	EA
12	0172451	DECAL ATTACH MAX 2 LANYARDS	1	EA
13	0113560 5	HALO ADAPTER LH	1	EA
14	0113561 5	HALO ADAPTER RH	1	EA
15	0261028 5	ASSY SNORKEL GUARD A46JRT 5' A	1	EA
16	056021 010	Washer, SpringWasher DIN127B M	8	EA
17	056064 024	Nut, NylockNut DIN985 M24 10.0	1	EA
18	058494 035	BOLT HEXSETSCREW DIN933 M12 X 35MM 8.8 ZP	8	EA
19	5563422	BLT HEXHD .375 16x1.50 GR8 ZP	8	EA
20	987119	WSHR LOCK .375	8	EA
21	3020021	Foot Switch	1	EA
22	0070967	CORROSION INHIBITOR STICK BACK	1	EA
23	3040110	NUT LKG HUB .750 SAMEAS 962129	1	EA
24	3040116	CONN .75 .500 .625	1	EA
25	512649 280	BOLT,HexBolt,DIN931,M24 x 280m	1	EA
26	0090589E	PLACARD	3	EA
27	970919	BLT HEXHD .500 13 1.75 GR5	2	EA
28	5560039	NUT HEX LKG .500 13	2	EA
29	986359	FLATWASHER 1/2"	4	EA
30	970849	BLT HEXHD .500 13 1.25 GR5	2	EA

5' ALUMINUM PLATFORM ASSEMBLY 500# GRAVITY GATE OCTOBER 2019 AND AFTER

アイテム	部品番号	名前	数量	UOM
31	987139	WSHR LOCK .500	2	EA
32	058492 020	Bolt HexSetScrew DIN933 M8 x 2	4	EA
33	056069 008	WASHER, STEELFLATWASHER DIN12M8 FLAT WASHER DIN 125	4	EA
34	056066 008	NUT NYLOCKNUT DIN985 M8 8.0 ZP	4	EA
35	0260047	WIRE HARNESS FOOT SWITCH	1	EA
36	0113719 5	WLDMT MOUNT FRAME W/OVERLOAD	1	EA
37	3030188	OVERLOAD SENSOR PLATE	1	EA
38	3030179	HARNESS OVERLOAS CABLE	1	EA
39	A26052A	A46 5' AL GG INSTALLATION	1	EA

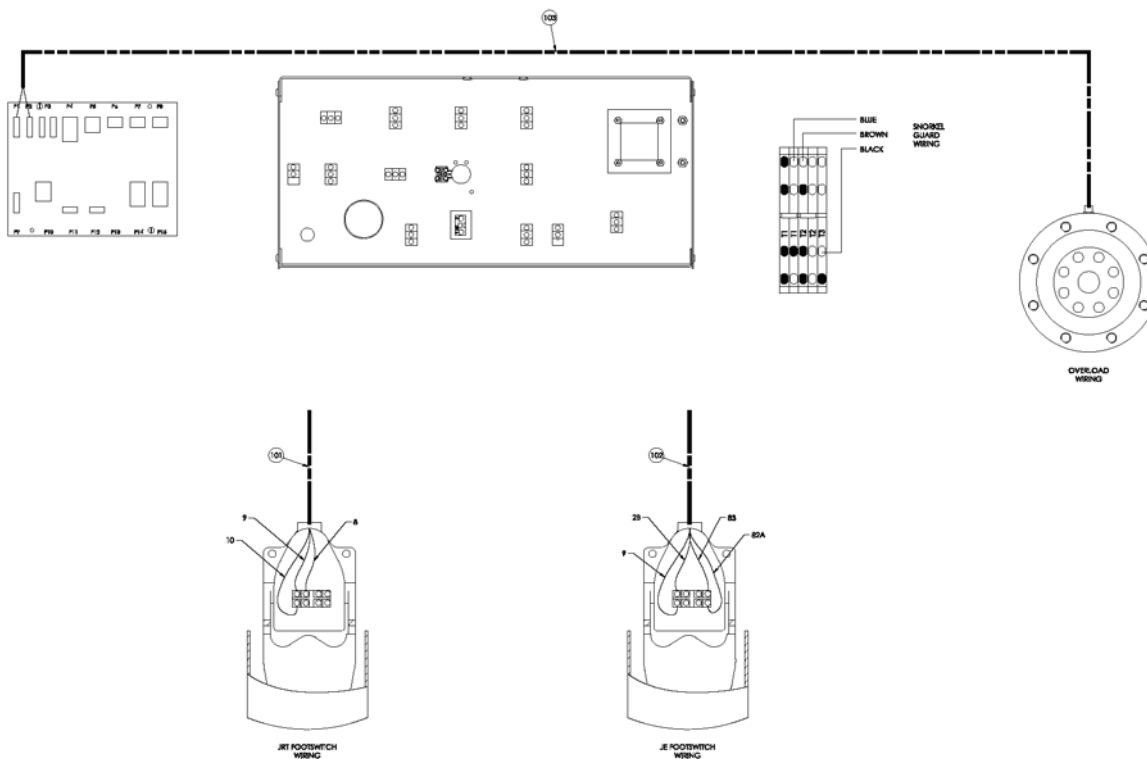
5' ALUMINUM PLATFORM ASSEMBLY 550# PG WITH SWING GATE AND SNORKEL GUARD OCTOBER 2019 AND AFTER

REPAIR PARTS



38	5543422	HNCS 3/8-14 UNC, STL, GR & 1.60 LG., PLTD	8	8	8	8	8	8
37	5543133	WSHR PLAT 1 X 1.3 X .125	2	2	2	2	2	2
34	5540239	LEO NUT .600 GR5	2	2	2	2	2	2
35	5540238	NUT HEX LK 3/8-14	10	10	10	10	10	10
34	3040116	CONN JS .500-.625	1	1	1	1	1	1
33	3040110	NUT LK HUB .750	1	1	1	1	1	1
32	3050178	OVERLOAD SENSOR PLATE	-	1	1	-	1	1
31	3000001	SWICH HOCS	1	1	1	1	1	1
30	987139	.500 LOCK WASHER	2	2	2	2	2	2
29	987119	WSHR LOCK .375	8	8	8	8	8	8
28	984349	WASHER PLAT .50 STAND PLATED	4	4	4	4	4	4
27	984299	PLAT WASHER .375	20	20	20	20	20	20
26	972479	RLT HEXHD 3/8-14 1.25 GR5	6	6	6	6	6	6
25	972119	RLT HEXHD .30-13 1.25 GR5	2	2	2	2	2	2
24	970849	RLT HEX HD .300-13X1.25 GR5	2	2	2	2	2	2
23	970329	RLT HEXHD 3/8-14 2.50 GR5 PLTD	4	4	4	4	4	4
22	849291	DECAL, INSIDE BEAND LOCKO 3.00	2	2	2	2	2	2
21	562386	COMPARTMENT LEADATURE 8.00 11	1	1	1	1	1	1
20	572649-280	HNCS M24 X 3.0 X 280 G15 P DIN 931 ZP	1	1	1	1	1	1
19	0241079	WLDMT MNT FRAME W/CHWLD	1	1	1	-	-	-
18	0241028	ASST SNORKEL GUARD 448 P ALUM	1	1	1	1	1	1
17	0241027	INDICATOR ADAPTER PLATE	1	-	-	1	-	-
16	0240500	PLAT AC POWER	1	1	-	1	1	-
15	0240392	PLAC PLATFORM CAPACITY 580	3	3	3	3	3	3
14	0172481	DECAL ATTACH 2 LANTAROS	1	1	1	1	1	1
13	0150448	DECAL ATTACH FALL RESTRAINT	2	2	2	2	2	2
12	0113719	WLDMT MOUNT FRAME	-	-	-	1	1	1
11	0113361	HALO ADAPTER, RH	1	1	1	1	1	1
10	0113360	HALO ADAPTER, LH	1	1	1	1	1	1
9	0082908	SH AL PLAT 3 G. ASSY	1	1	1	1	1	1
8	0073331	DECAL ENGINE ELECTRICAL HAZARD SPANER	1	1	1	1	1	1
7	0070947	COBROSION INHIBTOR STC-CAACK	1	1	1	1	1	1
6	058494-035	BOLT HEX HD SCREW DIN 933 M12 X 35MM 8.8 ZINC PLATED	8	8	8	8	8	8
5	058493-030	BOLT HEX HD SCREW DIN 933 M8 X 20MM 8.8 ZINC PLATED	4	4	4	4	4	4
4	05608-008	NUT FLAT WASHER DIN 125	4	4	4	4	4	4
3	056066-008	NUT NYLOCK-NUT DIN 984 M8 8.0 ZINC PLATED	4	4	4	4	4	4
2	056064-024	NUT NYLOCK-NUT DIN 984 M24 10.0 ZINC PLATED	1	1	1	1	1	1
1	056021-012	WSHR LOCK M12 DIN 127	8	8	8	8	8	8
ITEM NO.	PART NUMBER	DESCRIPTION	RT/QUY	CR/QUY	CF/QUY	RF/QUY	CE/QUY	CR/QUY

5' ALUMINUM PLATFORM ASSEMBLY 550# PG WITH SWING GATE AND SNORKEL GUARD OCTOBER 2019 AND AFTER



アイテム	部品番号	名前	数量	UOM
Not Shown	0261188 A	5' ALUMINUM PLATFORM ASSEMBLY 550# PG WITH SWING GATE AND SNORKEL GUARD OCTOBER 2019 AND AFTER		EA
1	056021 012	Washer, SpringWasher DIN127B M	A/R	EA
2	056064 024	Nut, NylockNut DIN985 M24 10.0	A/R	EA
3	056066 008	NUT NYLOCKNUT DIN985 M8 8.0 ZP	A/R	EA

5' ALUMINUM PLATFORM ASSEMBLY 550# PG WITH SWING GATE AND SNORKEL GUARD OCTOBER 2019 AND AFTER

アイテム	部品番号	名前	数量	UOM
4	056069 008	WASHER, STEELFLATWASHER DIN12M8 FLAT WASHER DIN 125	A/R	EA
5	058492 020	Bolt HexSetScrew DIN933 M8 x 2	A/R	EA
6	058494 035	BOLT HEXSETSCREW DIN933 M12 X 35MM 8.8 ZP	A/R	EA
7	0070967	CORROSION INHIBITOR STICK BACK	A/R	EA
8	0072531	DECAL, ELECTROCUTION HAZ	A/R	EA
9	0082908	5FT AL PLATF S.G. ASSY	A/R	EA
10	0113560	HALO ADAPTER, LH	A/R	EA
11	0113561	HALO ADAPTER, RH	A/R	EA
12	0113719	WLDMT MOUNT FRAME	A/R	EA
13	0150448	DECAL ATTACH FALL RESTRAINT	A/R	EA
14	0172451	DECAL ATTACH MAX 2 LANYARDS	A/R	EA
15	0260392	PLAC, PLATFORM CAPACITY 550	A/R	EA
16	0260500	PLATF AC POWER INSTALL ASSY (U)	A/R	EA
17	0261027	ROTATOR ADAPTER PLATE	A/R	EA
18	0261028	ASSY SNORKEL GUARD A46 5' ALUM	A/R	EA
19	0261079	WLDMT MNT FRAME W/OVRLD	A/R	EA
20	512649 280	BOLT,HexBolt,DIN931,M24 x 280m	A/R	EA
Not Shown	562386	Literature Compartment	A/R	EA
22	569295	DECAL, SNORKEL BRAND LOGO 3.00	A/R	EA
23	970529	BLT HEXHD .375 16 2.50 GR5 PLTD	A/R	EA

5' ALUMINUM PLATFORM ASSEMBLY 550# PG WITH SWING GATE AND SNORKEL GUARD OCTOBER 2019 AND AFTER

アイテム	部品番号	名前	数量	UOM
24	970849	BLT HEXHD .500 13 1.25 GR5	A/R	EA
25	970919	BLT HEXHD .500 13 1.75 GR5	A/R	EA
26	972479	BLT HEXHD .375 16 1.25 GR5	A/R	EA
27	986299	WASHER, FLAT, .375 STANDARD, PLATED	A/R	EA
28	986359	FLATWASHER 1/2"	A/R	EA
29	987119	WSHR LOCK .375	A/R	EA
30	987139	WSHR LOCK .500	A/R	EA
31	3020021	Foot Switch	A/R	EA
32	3030188	OVERLOAD SENSOR PLATE	A/R	EA
33	3040110	NUT LKG HUB .750 SAMEAS 962129	A/R	EA
34	3040116	CONN .75 .500 .625	A/R	EA
35	5560033	.375 16UNC HEX LOCK NUT	A/R	EA
36	5560039	NUT HEX LKG .500 13	A/R	EA
37	5563135	WSHR FLAT 1 X 1.5 X .125	A/R	EA
38	5563422	BLT HEXHD .375 16x1.50 GR8 ZP	A/R	EA
101	0260047	WIRE HARNESS FOOT SWITCH	1	EA
102	0260142	WIRE HARNESS E DRIVE FOOT SWITCH	1	EA
103	3030179	HARNESS OVERLOAS CABLE	1	EA
*	A26055A	5' ALUM PLATFORM INSTALL W/SG	REF ONLY	EA

5' ALUMINUM PLATFORM ASSEMBLY 550# WITH SNORKEL GUARD AND OVERLOAD OCTOBER 2019 AND AFTER

REPAIR PARTS

**NO IMAGE AVAILABLE
(BOM FOR REFERENCE ONLY)**

アイテム	部品番号	名前	数量	UOM
	0261189 C	5' ALUMINUM PLATFORM ASSEMBLY 550# WITH SNORKEL GUARD AND OVERLOAD OCTOBER 2019 AND AFTER		EA
1	0072531	DECAL, ELECTROCUTION HAZ	1	EA
2	0082908	5FT AL PLATF S.G. ASSY	1	EA
3	0113560 5	HALO ADAPTER LH	1	EA
4	0113561 5	HALO ADAPTER RH	1	EA
5	0150448	DECAL ATTACH FALL RESTRAINT	2	EA
6	0172451	DECAL ATTACH MAX 2 LANYARDS	1	EA
7	0260142	WIRE HARNESS E DRIVE FOOT SWITCH	1	EA
8	0260392	PLAC, PLATFORM CAPACITY 550	3	EA

5' ALUMINUM PLATFORM ASSEMBLY 550# WITH SNORKEL GUARD AND OVERLOAD OCTOBER 2019 AND AFTER

アイテム	部品番号	名前	数量	UOM
9	0260500	PLATF AC POWER INSTALL ASSY (U	1	EA
10	0261028 5	ASSY SNORKEL GUARD A46JRT 5' A	1	EA
11	987119	WSHR LOCK .375	8	EA
12	056021 012	Washer, SpringWasher DIN127B M	8	EA
13	056064 024	Nut, NylockNut DIN985 M24 10.0	1	EA
14	056066 008	NUT NYLOCKNUT DIN985 M8 8.0 ZP	4	EA
15	056069 008	WASHER, STEELFLATWASHER DIN12M8 FLAT WASHER DIN 125	8	EA
16	058492 020	Bolt HexSetScrew DIN933 M8 x 2	4	EA
17	3020021	Foot Switch	1	EA
18	3040110	NUT LKG HUB .750 SAMEAS 962129	1	EA
19	3040116	CONN .75 .500 .625	1	EA
20	512649 280	BOLT,HexBolt,DIN931,M24 x 280m	1	EA
21	5560033	.375 16UNC HEX LOCK NUT	10	EA
22	5560039	NUT HEX LKG .500 13	2	EA
23	5563135	WSHR FLAT 1 X 1.5 X .125	1	EA
24	562386	Literature Compartment	1	EA
25	970529	BLT HEXHD .375 16 2.50 GR5 PLTD	4	EA
26	970849	BLT HEXHD .500 13 1.25 GR5	2	EA
27	970919	BLT HEXHD .500 13 1.75 GR5	2	EA
28	972479	BLT HEXHD .375 16 1.25 GR5	6	EA

5' ALUMINUM PLATFORM ASSEMBLY 550# WITH SNORKEL GUARD AND OVERLOAD OCTOBER 2019 AND AFTER

アイテム	部品番号	名前	数量	UOM
29	986299	WASHER, FLAT, .375 STANDARD, PLATED	20	EA
30	986359	FLATWASHER 1/2"	4	EA
31	987139	WSHR LOCK .500	2	EA
32	0070967	CORROSION INHIBITOR STICK BACK	1	EA
33	5563422	BLT HEXHD .375 16x1.50 GR8 ZP	8	EA
34	058494 035	BOLT HEXSETSCREW DIN933 M12 X 35MM 8.8 ZP	8	EA
35	0113719 5	WLDMT MOUNT FRAME W/OVERLOAD	1	EA
36	3030188	OVERLOAD SENSOR PLATE	1	EA
37	3030179	HARNESS OVERLOAS CABLE	1	EA
38	A26055A	5' ALUM PLATFORM INSTALL W/SG	REF ONLY	EA

REPAIR PARTS

NO IMAGE AVAILABLE
(BOM FOR REFERENCE ONLY)

アイテム	部品番号	名前	数量	UOM
	0261190 C	5' ALUMINUM PLATFORM ASSEMBLY CE PG 550# SWING GATE WITH SNORKEL GUARD AND OVERLOAD OCTOBER 2019 AND AFTER		EA
1	0072531	DECAL, ELECTROCUTION HAZ	1	EA
2	0082908	5FT AL PLATF S.G. ASSY	1	EA
3	0113560 5	HALO ADAPTER LH	1	EA
4	0113561 5	HALO ADAPTER RH	1	EA
5	0150448	DECAL ATTACH FALL RESTRAINT	2	EA
6	0172451	DECAL ATTACH MAX 2 LANYARDS	1	EA
7	0260142	WIRE HARNESS E DRIVE FOOT SWITCH	1	EA
8	0260392	PLAC, PLATFORM CAPACITY 550	3	EA

5' ALUMINUM PLATFORM ASSEMBLY 550# CE PG SWING GATE WITH SNORKEL GUARD AND OVERLOAD OCTOBER 2019 AND AFTER

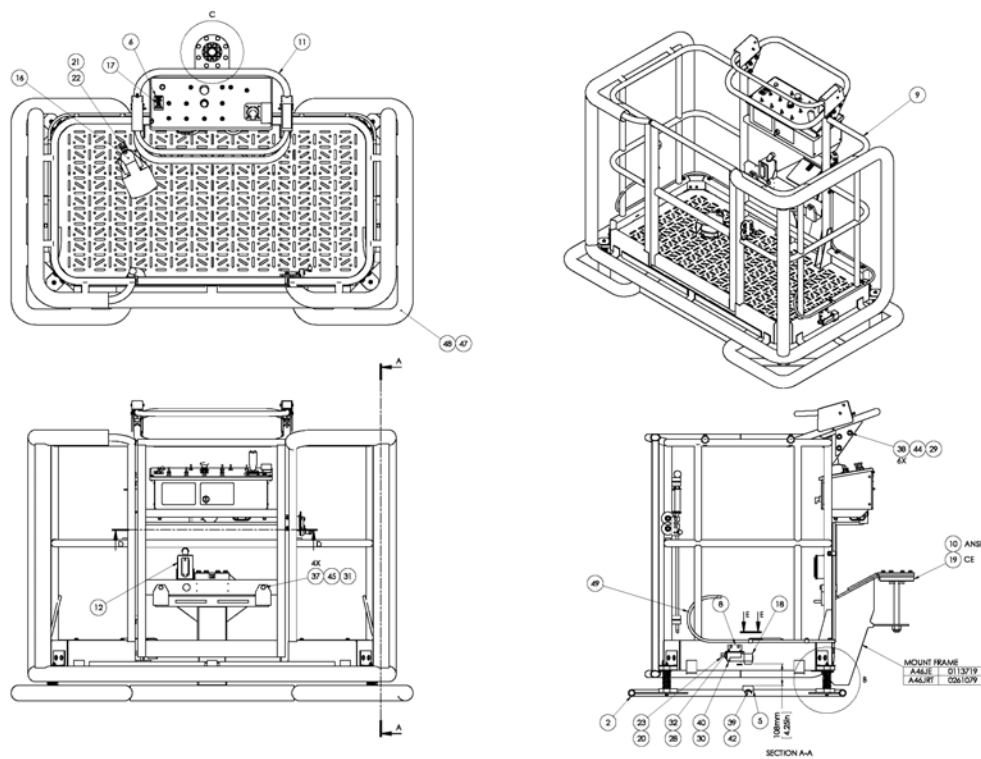
アイテム	部品番号	名前	数量	UOM
9	0261028 5	ASSY SNORKEL GUARD A46JRT 5' A	1	EA
10	987119	WSHR LOCK .375	8	EA
11	056021 012	Washer, SpringWasher DIN127B M	8	EA
12	056064 024	Nut, NylockNut DIN985 M24 10.0	1	EA
13	056066 008	NUT NYLOCKNUT DIN985 M8 8.0 ZP	4	EA
14	056069 008	WASHER, STEELFLATWASHER DIN12M8 FLAT WASHER DIN 125	8	EA
15	058492 020	Bolt HexSetScrew DIN933 M8 x 2	4	EA
16	3020021	Foot Switch	1	EA
17	3040110	NUT LKG HUB .750 SAMEAS 962129	1	EA
18	3040116	CONN .75 .500 .625	1	EA
19	512649 280	BOLT,HexBolt,DIN931,M24 x 280m	1	EA
20	5560033	.375 16UNC HEX LOCK NUT	10	EA
21	5560039	NUT HEX LKG .500 13	2	EA
22	5563135	WSHR FLAT 1 X 1.5 X .125	1	EA
23	562386	Literature Compartment	1	EA
24	970529	BLT HEXHD .375 16 2.50 GR5 PLTD	4	EA
25	970849	BLT HEXHD .500 13 1.25 GR5	2	EA
26	970919	BLT HEXHD .500 13 1.75 GR5	2	EA
27	972479	BLT HEXHD .375 16 1.25 GR5	6	EA
28	986299	WASHER, FLAT, .375 STANDARD, PLATED	20	EA
29	986359	FLATWASHER 1/2"	4	EA

5' ALUMINUM PLATFORM ASSEMBLY 550# CE PG SWING GATE WITH SNORKEL GUARD AND OVERLOAD OCTOBER 2019 AND AFTER

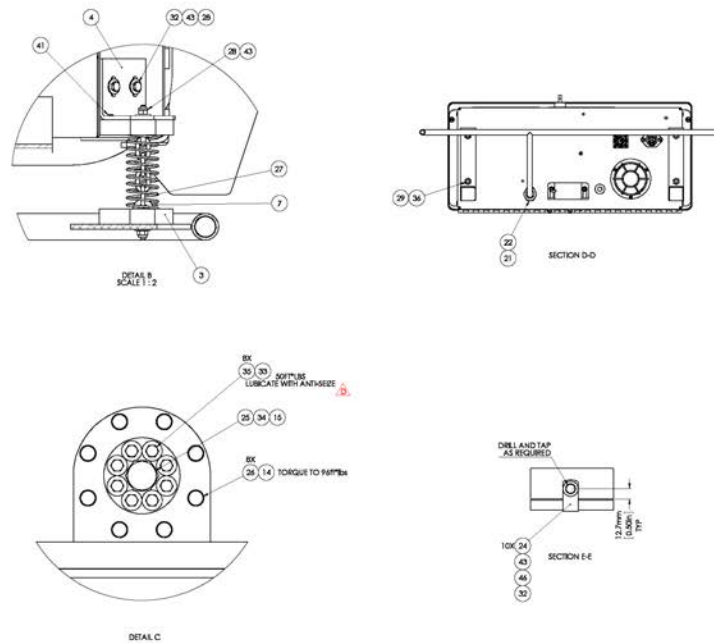
アイテム	部品番号	名前	数量	UOM
30	987139	WSHR LOCK .500	2	EA
31	0070967	CORROSION INHIBITOR STICK BACK	1	EA
32	5563422	BLT HEXHD .375 16x1.50 GR8 ZP	8	EA
33	058494 035	BOLT HEXSETSCREW DIN933 M12 X 35MM 8.8 ZP	8	EA
34	0113719 5	WLDMT MOUNT FRAME W/OVERLOAD	1	EA
35	3030188	OVERLOAD SENSOR PLATE	1	EA
36	3030179	HARNESS OVERLOAS CABLE	1	EA
37	A26055A	5' ALUM PLATFORM INSTALL W/SG	REF ONLY	EA

5' STEEL PLATFORM ASSEMBLY WITH SWING GATE BUMP GUARD SYSTEM AND OVERLOAD APRIL 2017 AND AFTER

REPAIR PARTS



5' STEEL PLATFORM ASSEMBLY WITH SWING GATE BUMP GUARD SYSTEM AND OVERLOAD APRIL 2017 AND AFTER



アイテム	部品番号	名前	数量	UOM
	0261093 C	5' STEEL PLATFORM ASSEMBLY WITH BUMP GUARD SYSTEM WITH PADDING SWING GATE AND OVERLOAD		EA
1	0113719 5	WLDMT MOUNT FRAME W/OVERLOAD	SEE CHART	EA
2	0181377 5	FRAME	SEE CHART	EA
3	0181381	SPRING KEEPER	SEE CHART	EA
4	0181382 5	SPRING KEEPER MOUNT ANGLE	SEE CHART	EA
5	0181406	TARGET PROXIMITY SWITCH INSTL	SEE CHART	EA

5' STEEL PLATFORM ASSEMBLY WITH SWING GATE BUMP GUARD SYSTEM AND OVERLOAD APRIL 2017 AND AFTER

アイテム	部品番号	名前	数量	UOM
6	0181407	PLAC PROXIMITY SW OVERRIDE	SEE CHART	EA
7	0181408	CHAIN ASSY	SEE CHART	EA
8	0182340 5	SENSOR BRACKET	SEE CHART	EA
9	0182527 5	ASSY 5'ST W/SG FULL BUMP GUARD	SEE CHART	EA
10	0261027	ROTATOR ADAPTER PLATE	SEE CHART	EA
11	0261028 5	ASSY SNORKEL GUARD A46JRT 5' A	SEE CHART	EA
12	0261078	ASSY POWER TO PLATF W/90	SEE CHART	EA
13	0261079	WLDMT MNT FRAME W/OVRLD	SEE CHART	EA
14	056021 012	Washer, SpringWasher DIN127B M	SEE CHART	EA
15	056064 024	Nut, NylockNut DIN985 M24 10.0	SEE CHART	EA
16	3020021	Foot Switch	SEE CHART	EA
17	3020080	TOGGLE SWITCH	SEE CHART	EA
18	3028937	ASSY PHOTOELECTRIC SWITCH	SEE CHART	EA
19	3030188	OVERLOAD SENSOR PLATE	SEE CHART	EA
20	3040070	NUT LKG HUB .500 APPLETON: P/N BL50 REG 801	SEE CHART	EA
21	3040110	NUT LKG HUB .750 SAMEAS 962129	SEE CHART	EA
22	3040116	CONN .75 .500 .625	SEE CHART	EA

5' STEEL PLATFORM ASSEMBLY WITH SWING GATE BUMP GUARD SYSTEM AND OVERLOAD APRIL 2017 AND AFTER

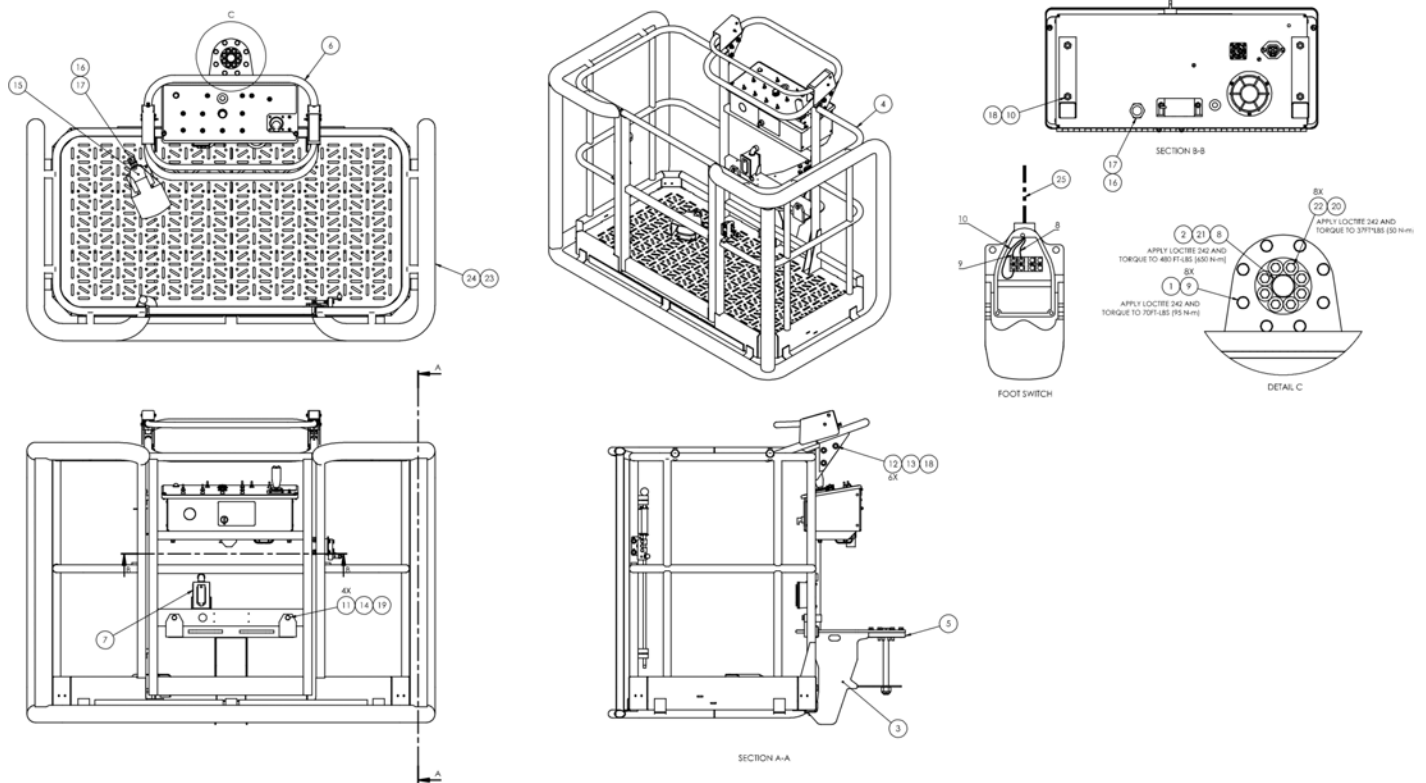
アイテム	部品番号	名前	数量	UOM
23	3040187	CONN .500 .313 .438	SEE CHART	EA
24	5093001	CLP CUSH .500 VINYL COATED	SEE CHART	EA
25	512649 280	BOLT,HexBolt,DIN931,M24 x 280m	SEE CHART	EA
26	514160 035	Bolt, HexSetScrew DIN933 M12 x 35MM	SEE CHART	EA
27	5530013	SPRING COMPRESSION 1.50 O.D. X	SEE CHART	EA
28	9980004	COVER KIT BUMPER FRAME PLATF H	SEE CHART	EA
29	5560033	.375 16UNC HEX LOCK NUT	SEE CHART	EA
30	5560034	NUT LKG 10 24	SEE CHART	EA
31	5560039	NUT HEX LKG .500 13	SEE CHART	EA
32	5560383	BLT HEXHD .250 20 .750 GR8	SEE CHART	EA
33	5563046	WSHR FLAT HARD .375	SEE CHART	EA
34	5563135	WSHR FLAT 1 X 1.5 X .125	SEE CHART	EA
35	5563422	BLT HEXHD .375 16x1.50 GR8 ZP	SEE CHART	EA
36	970499	BLT HEXHD .375 16 1.75 GR5	SEE CHART	EA
37	970919	BLT HEXHD .500 13 1.75 GR5	SEE CHART	EA
38	972479	BLT HEXHD .375 16 1.25 GR5	SEE CHART	EA
39	974639	SCR RDH MACH 10 24 .375	SEE CHART	EA

5' STEEL PLATFORM ASSEMBLY WITH SWING GATE BUMP GUARD SYSTEM AND OVERLOAD APRIL 2017 AND AFTER

アイテム	部品番号	名前	数量	UOM
40	974769	SCR RDH MACH 10 24 2.25	SEE CHART	EA
41	978389	BLT SKTHD .250 20 .75	SEE CHART	EA
42	986009	WSHR FLAT 10	SEE CHART	EA
43	986019	WSHR FLAT .250	SEE CHART	EA
44	987099	WSHR LOCK .250	SEE CHART	EA
45	986299	WASHER, FLAT, .375 STANDARD, PLATED	SEE CHART	EA
46	986359	FLATWASHER 1/2"	SEE CHART	EA
47	987099	WSHR LOCK .250	SEE CHART	EA
48	9980003	PIPE INSUL CLOSED CELL AP ARMA	SEE CHART	EA
49	9980004	COVER KIT BUMPER FRAME PLATF H	SEE CHART	EA
50	9980006	3/8 ID PLASTIC FLEX WATER PIPE	SEE CHART	EA
51	0260047	WIRE HARNESS FOOT SWITCH	1	EA
52	3011803	CABLE 18GA/3 CONDUCTOR WIRE	16.5'	EA
53	3049986	AMP SOCKET CONTACT	2	EA
54	0070747	WIRE 16 R6I R6I 3	1	EA
55	0260947	WIRE 16HA R6I AMP SOCKET	1	EA

5' STEEL PLATFORM ASSEMBLY SWING GATE HANDRAIL WITH PADS OCTOBER 2019 AND AFTER

REPAIR PARTS



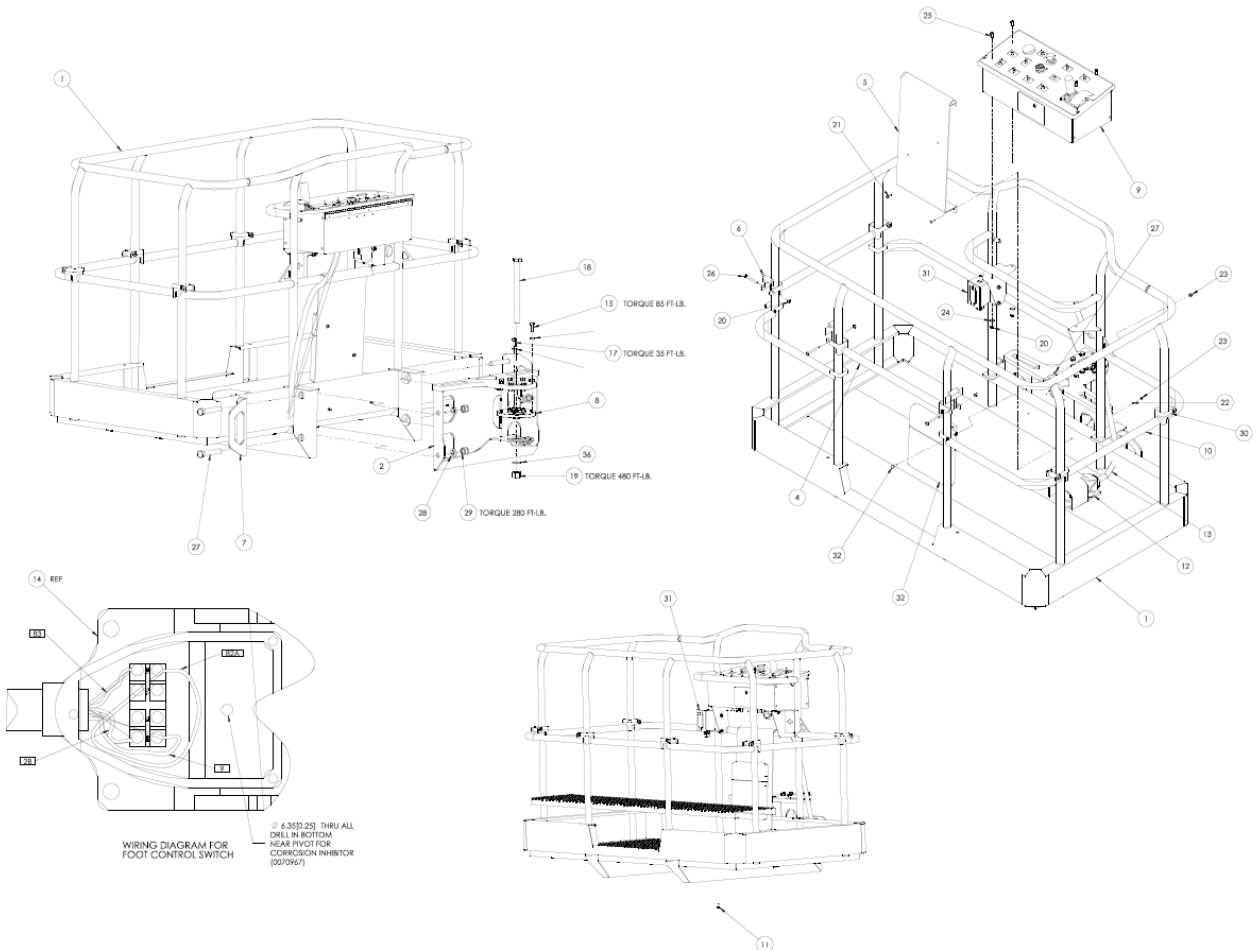
アイテム	部品番号	名前	数量	UOM
	0261255 A	5' STEEL PLATFORM ASSEMBLY SWING GATE HANDRAIL WITH PADS OCTOBER 2019 AND AFTER		EA
1	056021 012	Washer, SpringWasher DIN127B M	8	EA
2	056064 024	Nut, NylockNut DIN985 M24 10.0	1	EA
3	0113719 5	WLDMT MOUNT FRAME W/OVERLOAD	1	EA
4	0182527 5	ASSY 5'ST W/SG FULL BUMP GUARD	1	EA
5	0261027 4	ROTATOR ADAPTOR PLATE SEPTEMBER 2019 AND BEFORE	1	EA
6	0261028 5	ASSY SNORKEL GUARD A46JRT 5' A	1	EA
7	0261078	ASSY POWER TO PLATF W/90	1	EA

5' STEEL PLATFORM ASSEMBLY SWING GATE HANDRAIL WITH PADS OCTOBER 2019 AND
AFTER

アイテム	部品番号	名前	数量	UOM
8	512649 280	BOLT,HexBolt,DIN931,M24 x 280m	1	EA
9	514160 035	Bolt, HexSetScrew DIN933 M12 x 35MM	8	EA
10	970499	BLT HEXHD .375 16 1.75 GR5	5	EA
11	970919	BLT HEXHD .500 13 1.75 GR5	4	EA
12	972479	BLT HEXHD .375 16 1.25 GR5	6	EA
13	986299	WASHER, FLAT, .375 STANDARD, PLATED	12	EA
14	986359	FLATWASHER 1/2"	4	EA
15	3020021	Foot Switch	1	EA
16	3040110	NUT LKG HUB .750 SAMEAS 962129	2	EA
17	3040116	CONN .75 .500 .625	2	EA
18	5560033	.375 16UNC HEX LOCK NUT	10	EA
19	5560039	NUT HEX LKG .500 13	4	EA
20	5563046	WSHR FLAT HARD .375	8	EA
21	5563135	WSHR FLAT 1 X 1.5 X .125	1	EA
22	5563422	BLT HEXHD .375 16x1.50 GR8 ZP	8	EA
23	9980003	PIPE INSUL CLOSED CELL AP ARMA	550	EA
24	9980004	COVER KIT BUMPER FRAME PLATF H	1	EA
25	0260047	WIRE HARNESS FOOT SWITCH	1	EA

6' STEEL PLATFORM ASSEMBLY 500# ANSI GRAVITY GATE SEPTEMBER 2008 AND AFTER

REPAIR PARTS



アイテム	部品番号	名前	数量	UOM
	0260233 H	6' STEEL PLATFORM ASSEMBLY ANSI 500# GRAVITY GATE SEPTEMBER 2008 AND AFTER		EA
1	106530 001	PLATFORM WELDMENT 6 PLATFORM	1	EA
2	104306 001	CAGE MOUNT WELDMENT	1	EA
3	102271 061	GRIP STRUT	3	EA
4	100478 000	GATE WELDMENT CAGE	1	EA
5	100468 001	PANEL DECAL MOUNT	1	EA
6	100481 000	ROLLER TUBE GATE	6	EA

6' STEEL PLATFORM ASSEMBLY 500# ANSI GRAVITY GATE SEPTEMBER 2008 AND AFTER

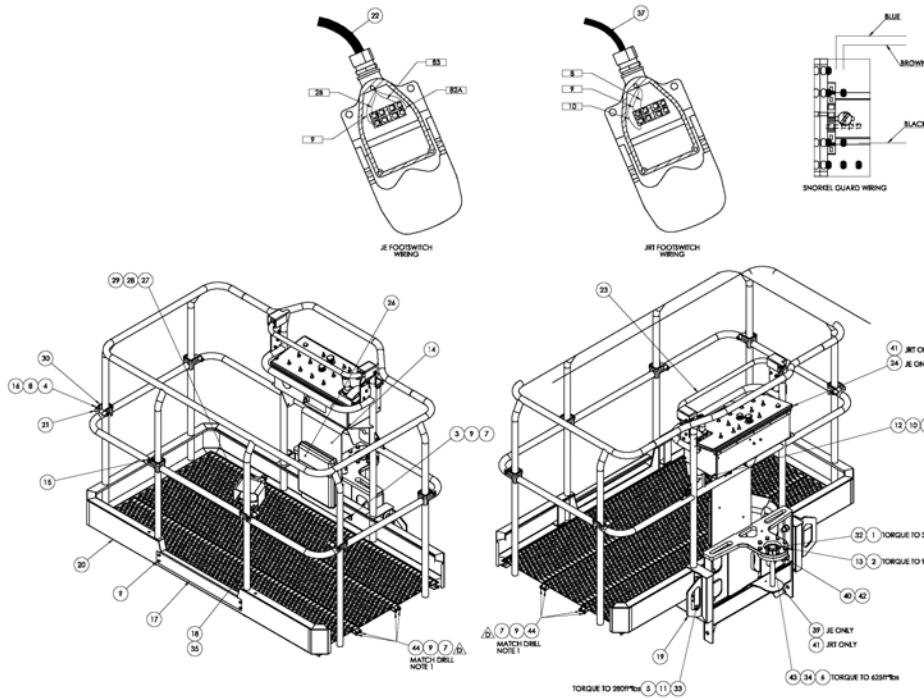
アイテム	部品番号	名前	数量	UOM
7	102373 000	BRACKET CHAIN TIE DOWN	2	EA
8	106598 000	ROTATOR ADAPTOR PLATE	1	EA
9	0260077	UPPER CONTROL PANEL ASSMBLY ANSI	1	EA
10	116342 000	LIFT GATE WELDMENT SHORT	2	EA
11	5563310	HWH .25 14 SELF DRILLING X .75	36	EA
12	3020021	Foot Switch	1	EA
13	0260142	WIRE HARNESS E DRIVE FOOT SWITCH	1	EA
14	5560614	LOCK WASHER M12	8	EA
15	565476	BLT HHD M12 1.75 X 35MM GR 8.8	8	EA
16	5560356	WSHR LOCK 10	8	EA
17	5563070	CAPSCREW, 3/8 16 X 1 1/4 SKT HD CAD PATED	8	EA
18	5569989	BOLT 24MM 3.00P 280MM 10.9	1	EA
19	5569990	NUT LKG M24 3.0P	1	EA
20	5560727	NUT HEX LKG M8 1.25	12	EA
21	975209	BLT HEXHD M6 1.0 X 18MM	2	EA
22	5563051	WASHER SPRING LOCK M6 FASTENAL 40381	2	EA
23	984169	NUT HEX M6 1.00	2	EA
24	5560613	WASHER FLAT M8	6	EA
25	972029	CAPSCREW METRIC M8 1.25 X 20MM LONG HEX HEAD	6	EA
26	5560627	BLT HEX HD M8 1.25X35MM	6	EA
27	5563075	BLT HEXHD M20 2.5 X 120MM	4	EA
28	5563077	FLAT WASHER M20	4	EA

6' STEEL PLATFORM ASSEMBLY 500# ANSI GRAVITY GATE SEPTEMBER 2008 AND AFTER

アイテム	部品番号	名前	数量	UOM
29	5563076	LKG NUT M20 2.5 GR 8.8	4	EA
30	5560083	HOSE GUIDE .125 RUBBER EDGE TR	4.5 FT	EA
31	0260500	PLATF AC POWER INSTALL ASSY (U	1	EA
Not Shown	0260061	HARNESS 110V CABLE	1	EA
32	562386	Literature Compartment	1	EA
36	5563135	WSHR FLAT 1 X 1.5 X .125	1	EA
Not Shown	0260514	AUSTRALIA PLATFORM – INCLUDED ITEMS 1 THROUGH 42		EA
Not Shown	102244 000	TOEBOARD CAGE ENTRY	1	EA
Not Shown	5560288	SCR SLFTPG .250 .50 TYPE B	4	EA

6' STEEL PLATFORM ASSEMBLY 500# CE ANSI PG GRAVITY GATE WITH OVERLOAD JULY 2019 AND AFTER

REPAIR PARTS



44	058491-016	BOLT HEXSETSCREW DIN933 M6 X 16MM 8.8 ZNCPLATED	8	8
43	512649-280	JHCS M24 X 3.0 X 280 G10.9 DIN 931 ZP	1	-
42	3030179	HARNESS OVERLOAD CABLE	1	1
41	0261023	WLDMT CAGE MOUNT JRT	-	1
40	3030178	OVERLOAD SENSOR PLATE	1	1
39	0261025	WLDMT CAGE MOUNT JE	1	-
38	0060373	JUMPER SWITCH TERMINAL STRAP	-	1
37	0260047	WIRE HARNESS FOOT SWITCH	-	1
36	0260915	ASSY FLIT CONT BOX A46JE PG	1	REF
35	5563310	HWY 25-14 SWT DRING Hd X .75 Lg	28	28
34	5563135	WSHR FLAT 1 X 1.5 X .125	1	1
33	5563075	BLT HEXHD M20-2.5 X 120MM	4	4
32	5560704	BLT HEXHD 375-16 1.25 GR8	8	8
31	5560288	SCR SLTTPG .250 .50 TYPE B	4	4
30	5560083	HOSE GUIDE .125 RUBBER EDGE	6	6
29	3040116	CONN .75 .500-.625	1	1
28	3040110	NUT LKG HUB .750	1	1
27	3020021	SWITCH FOOT	1	1
26	562386	COMPARTMENT LITERATURE 8.5X11	1	1
25	510682-280	JHCS M24 X 3.0 X 280 G10.9 DIN 931	-	1
24	0260873	ASSY FLIT CONT BOX A46JE PG	REF	-
23	0260850	A46 SNORKEL GUARD ASSEMBLY	1	1
22	0260142	WIRE HARNESS E-DRIVE FOOT SW	1	-
21	116342-000	LIFT GATE	2	2
20	106300-001	PLATFORM WELDMENT - 6 FOOT	1	1
19	102373-000	BRACKET CHAIN TIEDOWN	2	2
18	102271-061	GRIP STRUT	3	3
17	102244-000	TOEBOARD CAGE ENTRY	1	1
16	100481-000	ROLLER TUBE, GATE	6	6
15	100478-000	LIFT GATE WELDMENT	1	1
14	100468-001	PANEL DECAL MOUNT	1	1
13	058509-040	BOLT HEXBOLT DIN931 M10 X 40MM T0.9 ZNCPLATED	8	8
12	058492-020	BOLT HEXSETSCREW DIN933 M8 X 20MM 8.8 ZNCPLATED	4	4
11	510595-020	M20 FLAT WASHER DIN 125	4	4
10	056069-008	M8 FLAT WASHER DIN 125	6	6
9	056069-006	M6 FLAT WASHER DIN 125	10	10
8	056066-008	NUT, NYLOCKNUT DIN985 M8 8.0 ZNCPLATED	10	10
7	056066-006	NUT, NYLOCKNUT DIN985 M6 8.0 ZNCPLATED	10	10
6	056064-024	NUT, NYLOCKNUT DIN985 M24 T0.0 ZNCPLATED	1	1
5	056064-020	NUT, NYLOCKNUT DIN985 M20 T0.0 ZNCPLATED	4	4
4	056059-070	BOLT HEXBOLT DIN931 M8 X 70MM 8.8 ZNCPLATED	6	6
3	056058-018	BOLT HEXBOLT DIN931 M6 X 16MM 8.8 ZNCPLATED	2	2
2	056021-012	WSHR LOCK M12 DIN 127	8	8
1	056021-010	WSHR LOCK M10 DIN 127	8	8
REK NO.	PART NUMBER	DESCRIPTION	JE/QTY.	JRT/QTY.

アイテム	部品番号	名前	数量	UOM
1	0260903 G	6' STEEL PLATFORM ASSEMBLY 500# CE PG WITH OVERLOAD JULY 2019 AND AFTER		EA
	056021 010	Washer, SpringWasher DIN127B M	SEE CHART	EA
	056021 012	Washer, SpringWasher DIN127B M	SEE CHART	EA
	056058 018	BOLT, HEXBOLT DIN 931 M6 X 16MM 8.8 ZP	SEE CHART	EA
	056059 070	Bolt, HexBolt DIN931 M8 x 70mm	SEE CHART	EA
	056064 020	Nut, NylockNut DIN985 M20 10.0	SEE CHART	EA

6' STEEL PLATFORM ASSEMBLY 500# CE ANSI PG GRAVITY GATE WITH OVERLOAD JULY 2019 AND AFTER

アイテム	部品番号	名前	数量	UOM
6	056064 024	Nut, NylockNut DIN985 M24 10.0	SEE CHART	EA
7	056066 006	Nut NylockNut DIN985 M6 8.0 Zi	SEE CHART	EA
8	056066 008	NUT NYLOCKNUT DIN985 M8 8.0 ZP	SEE CHART	EA
9	056069 006	WSHR STEELFLATWSHE M6 DIN125A	SEE CHART	EA
10	056069 008	WASHER, STEELFLATWASHER DIN12M8 FLAT WASHER DIN 125	SEE CHART	EA
11	056069 020	(CE/AU ONLY) washer steel flat m20 din125a zp	SEE CHART	EA
12	058492 020	Bolt HexSetScrew DIN933 M8 x 2	SEE CHART	EA
13	058492 035	BLT HEXHD M8 X 35MM DIN933 GR8.8 ZP (CE/AU ONLY)	SEE CHART	EA
14	100478 000 5	LIFT GATE WELDMENT UPRIGHT	SEE CHART	EA
15	0260142	WIRE HARNESS E DRIVE FOOT SWITCH	SEE CHART	EA
16	0260500	PLATF AC POWER INSTALL ASSY (U)	SEE CHART	EA
17	0260850 5	A46 SNORKEL GUARD ASSEMBLY	SEE CHART	EA
18	0260873	ASSY PLTF CONT BOX A46JE PG	SEE CHART	EA
19	510682 280	HHCS M24 X 3.0X 280 G10.9 DIN 931	SEE CHART	EA
20	562386	Literature Compartment	SEE CHART	EA
21	3020021	Foot Switch	SEE CHART	EA
22	3040110	NUT LKG HUB .750 SAMEAS 962129	SEE CHART	EA

6' STEEL PLATFORM ASSEMBLY 500# CE ANSI PG GRAVITY GATE WITH OVERLOAD JULY 2019 AND AFTER

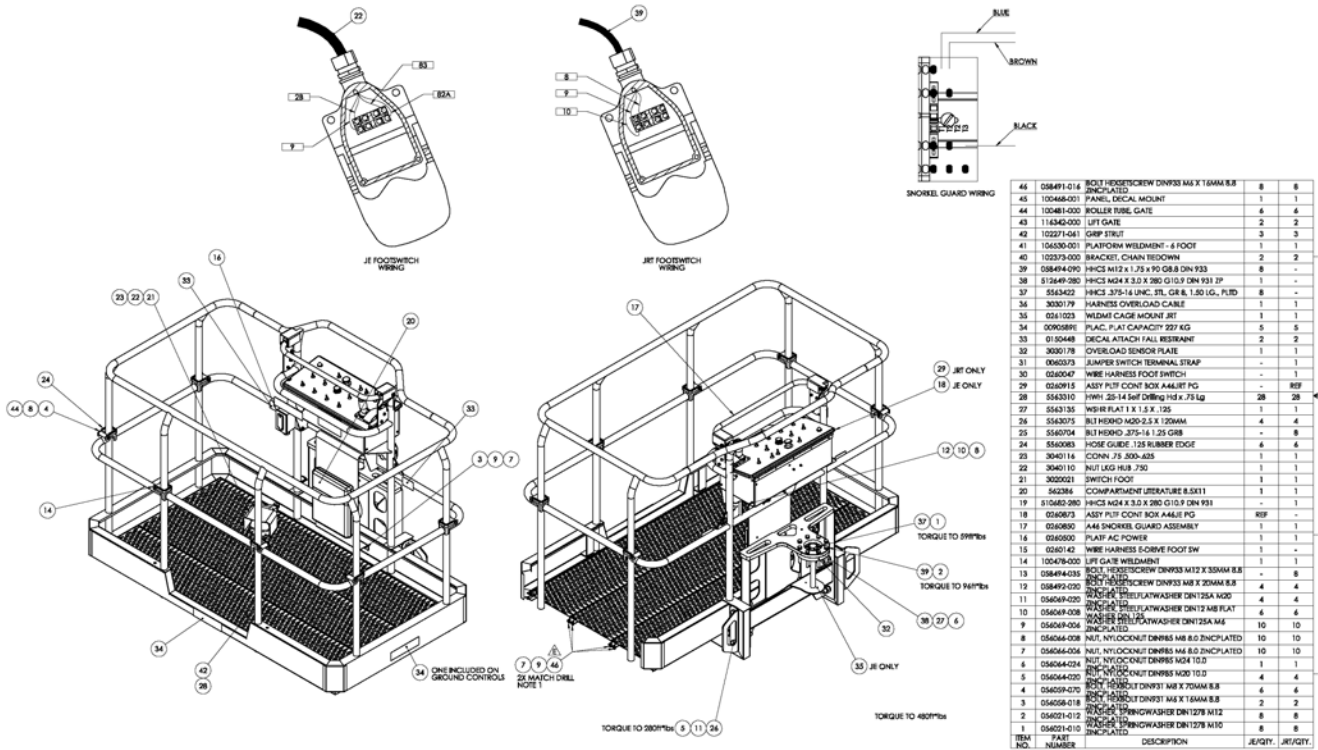
アイテム	部品番号	名前	数量	UOM
23	3040116	CONN .75 .500 .625	SEE CHART	EA
24	5560083	HOSE GUIDE .125 RUBBER EDGE TR	SEE CHART	EA
25	5560704	BLT HEXHD .375 16 1.25 GR8	SEE CHART	EA
26	5563075	BLT HEXHD M20 2.5 X 120MM	SEE CHART	EA
27	5563135	WSHR FLAT 1 X 1.5 X .125	SEE CHART	EA
28	5563310	HWH .25 14 SELF DRILLING X .75	SEE CHART	EA
29	0260915	ASSY PLTF CONT BOX A46JRT PG	SEE CHART	EA
30	026047	WIRE HARNESS FOOT SWITCH	SEE CHART	EA
31	0060373	JUMPER SWITCH TERMINAL STRAP	SEE CHART	EA
32	3030188	OVERLOAD SENSOR PLATE	SEE CHART	EA
33	0150448	DECAL ATTACH FALL RESTRAINT	SEE CHART	EA
34	0090589E	PLACARD	SEE CHART	EA
35	0261023	WLDMT CAGE MOUNT JRT	SEE CHART	EA
36	3030179	HARNESS OVERLOAS CABLE	SEE CHART	EA
37	5563422	BLT HEXHD .375 16x1.50 GR8 ZP	SEE CHART	EA
38	512649 280	BOLT,HexBolt,DIN931,M24 x 280m	SEE CHART	EA
39	514160 035	Bolt, HexSetScrew DIN933 M12 x 35MM	SEE CHART	EA

6' STEEL PLATFORM ASSEMBLY 500# CE ANSI PG GRAVITY GATE WITH OVERLOAD JULY 2019 AND AFTER

アイテム	部品番号	名前	数量	UOM
40	102373 000	BRACKET CHAIN TIE DOWN	SEE CHART	EA
41	106530 001	PLATFORM WELDMENT 6 PLATFORM	SEE CHART	EA
42	102271 061	GRIP STRUT	SEE CHART	EA
43	116342 000	LIFT GATE WELDMENT SHORT	SEE CHART	EA
44	100481 000	ROLLER TUBE GATE	SEE CHART	EA
45	100468 001	PANEL DECAL MOUNT	SEE CHART	EA
46	058491 016	BOLT HEXSETSCREW DIN933 M6 X 16MM 8.8 ZP	SEE CHART	EA
47	A26045G	A46JE/JRT PG PLATF ASSY W/OVERLOAR	REF ONLY	EA

6' STEEL PLATFORM ASSEMBLY 500# CE ANSI PG GRAVITY GATE WITH OVERLOAD NOVEMBER 2016 AND AFTER

REPAIR PARTS



アイテム	部品番号	名前	数量	UOM
	0261033 F	6' STEEL PLATFORM ASSEMBLY PG WITH OVERLOAD 500#		EA
1	056021 010	Washer, SpringWasher DIN127B M	SEE CHART	EA
2	056021 012	Washer, SpringWasher DIN127B M	SEE CHART	EA
3	056058 018	BOLT, HEXBOLT DIN 931 M6 X 16MM 8.8 ZP	SEE CHART	EA
4	056059 070	Bolt, HexBolt DIN931 M8 x 70mm	SEE CHART	EA
5	056064 020	Nut, NylockNut DIN985 M20 10.0	SEE CHART	EA

6' STEEL PLATFORM ASSEMBLY 500# CE ANSI PG GRAVITY GATE WITH OVERLOAD NOVEMBER 2016 AND AFTER

アイテム	部品番号	名前	数量	UOM
6	056064 024	Nut, NylockNut DIN985 M24 10.0	SEE CHART	EA
7	056066 006	Nut NylockNut DIN985 M6 8.0 Zi	SEE CHART	EA
8	056066 008	NUT NYLOCKNUT DIN985 M8 8.0 ZP	SEE CHART	EA
9	056069 006	WSHR STEELFLATWSHE M6 DIN125A	SEE CHART	EA
10	056069 008	WASHER, STEELFLATWASHER DIN12M8 FLAT WASHER DIN 125	SEE CHART	EA
11	056069 020	(CE/AU ONLY) washer steel flat m20 din125a zp	SEE CHART	EA
12	058492 020	Bolt HexSetScrew DIN933 M8 x 2	SEE CHART	EA
13	058492 035	BLT HEXHD M8 X 35MM DIN933 GR8.8 ZP (CE/AU ONLY)	SEE CHART	EA
14	100478 000 5	LIFT GATE WELDMENT UPRIGHT	SEE CHART	EA
15	0260142	WIRE HARNESS E DRIVE FOOT SWITCH	SEE CHART	EA
16	0260500	PLATF AC POWER INSTALL ASSY (U)	SEE CHART	EA
17	0260850 5	A46 SNORKEL GUARD ASSEMBLY	SEE CHART	EA
18	0260873	ASSY PLTF CONT BOX A46JE PG	SEE CHART	EA
19	510682 280	HHCS M24 X 3.0X 280 G10.9 DIN 931	SEE CHART	EA
20	562386	Literature Compartment	SEE CHART	EA
21	3020021	Foot Switch	SEE CHART	EA
22	3040110	NUT LKG HUB .750 SAMEAS 962129	SEE CHART	EA

6' STEEL PLATFORM ASSEMBLY 500# CE ANSI PG GRAVITY GATE WITH OVERLOAD NOVEMBER 2016 AND AFTER

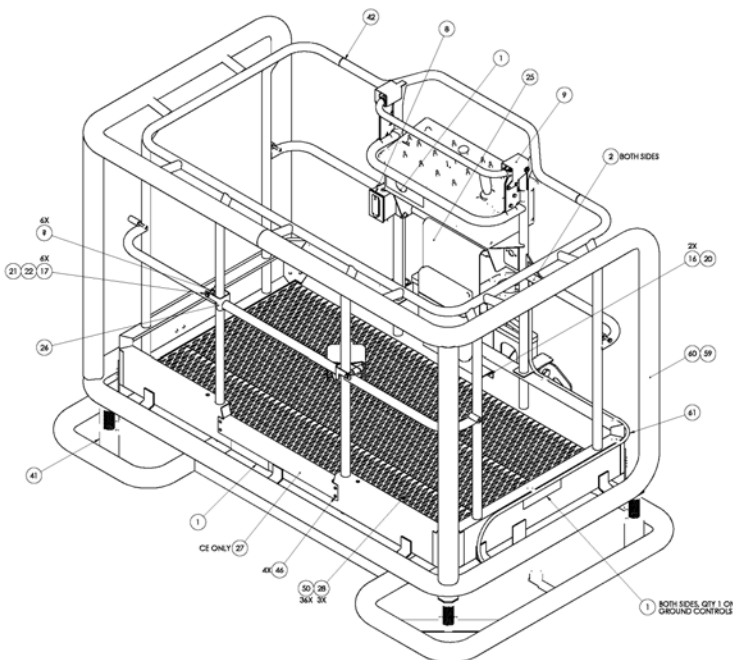
アイテム	部品番号	名前	数量	UOM
23	3040116	CONN .75 .500 .625	SEE CHART	EA
24	5560083	HOSE GUIDE .125 RUBBER EDGE TR	SEE CHART	EA
25	5560704	BLT HEXHD .375 16 1.25 GR8	SEE CHART	EA
26	5563075	BLT HEXHD M20 2.5 X 120MM	SEE CHART	EA
27	5563135	WSHR FLAT 1 X 1.5 X .125	SEE CHART	EA
28	5563310	HWH .25 14 SELF DRILLING X .75	SEE CHART	EA
29	0260915	ASSY PLTF CONT BOX A46JRT PG	SEE CHART	EA
30	026047	WIRE HARNESS FOOT SWITCH	SEE CHART	EA
31	0060373	JUMPER SWITCH TERMINAL STRAP	SEE CHART	EA
32	3030188	OVERLOAD SENSOR PLATE	SEE CHART	EA
33	0150448	DECAL ATTACH FALL RESTRAINT	SEE CHART	EA
34	0090589E	PLACARD	SEE CHART	EA
35	0261023	WLDMT CAGE MOUNT JRT	SEE CHART	EA
36	3030179	HARNESS OVERLOAS CABLE	SEE CHART	EA
37	5563422	BLT HEXHD .375 16x1.50 GR8 ZP	SEE CHART	EA
38	512649 280	BOLT,HexBolt,DIN931,M24 x 280m	SEE CHART	EA
39	514160 035	Bolt, HexSetScrew DIN933 M12 x 35MM	SEE CHART	EA

6' STEEL PLATFORM ASSEMBLY 500# CE ANSI PG GRAVITY GATE WITH OVERLOAD NOVEMBER 2016 AND AFTER

アイテム	部品番号	名前	数量	UOM
40	102373 000	BRACKET CHAIN TIE DOWN	SEE CHART	EA
41	106530 001	PLATFORM WELDMENT 6 PLATFORM	SEE CHART	EA
42	102271 061	GRIP STRUT	SEE CHART	EA
43	116342 000	LIFT GATE WELDMENT SHORT	SEE CHART	EA
44	100481 000	ROLLER TUBE GATE	SEE CHART	EA
45	100468 001	PANEL DECAL MOUNT	SEE CHART	EA
46	058491 016	BOLT HEXSETSCREW DIN933 M6 X 16MM 8.8 ZP	SEE CHART	EA
47	A26045G	A46JE/JRT PG PLATF ASSY W/OVERLOAR	REF ONLY	EA

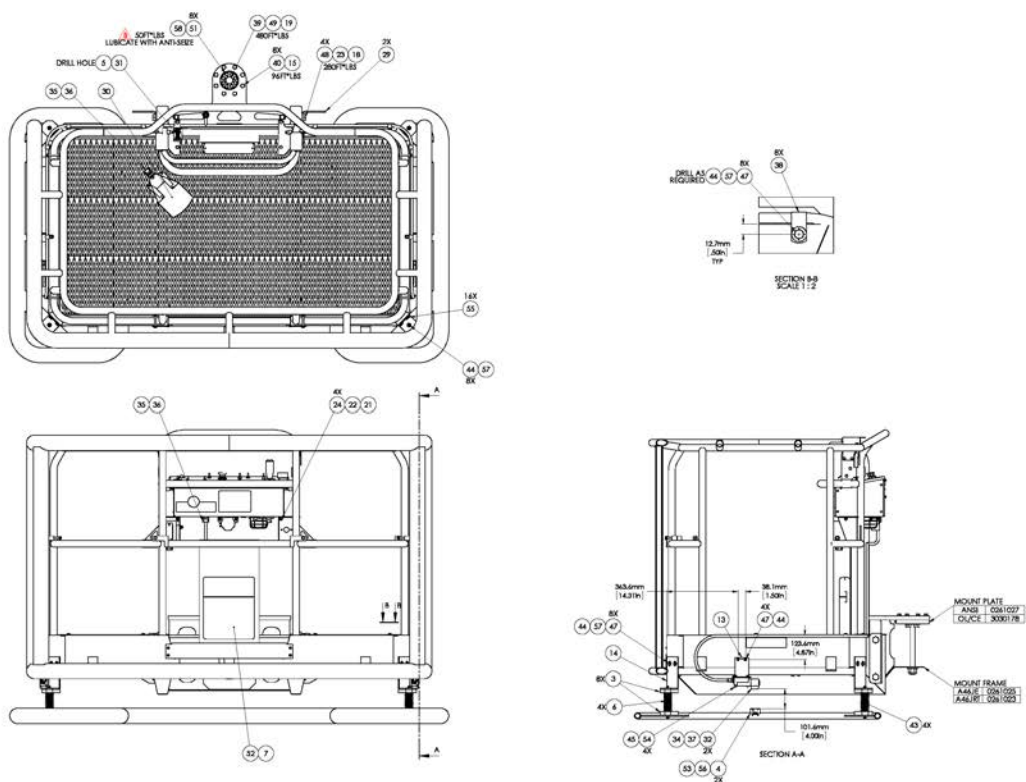
6' STEEL PLATFORM ASSEMBLY ANSI BUMP GUARD ASSEMBLY WITH PADDING AND OVERLOAD

REPAIR PARTS

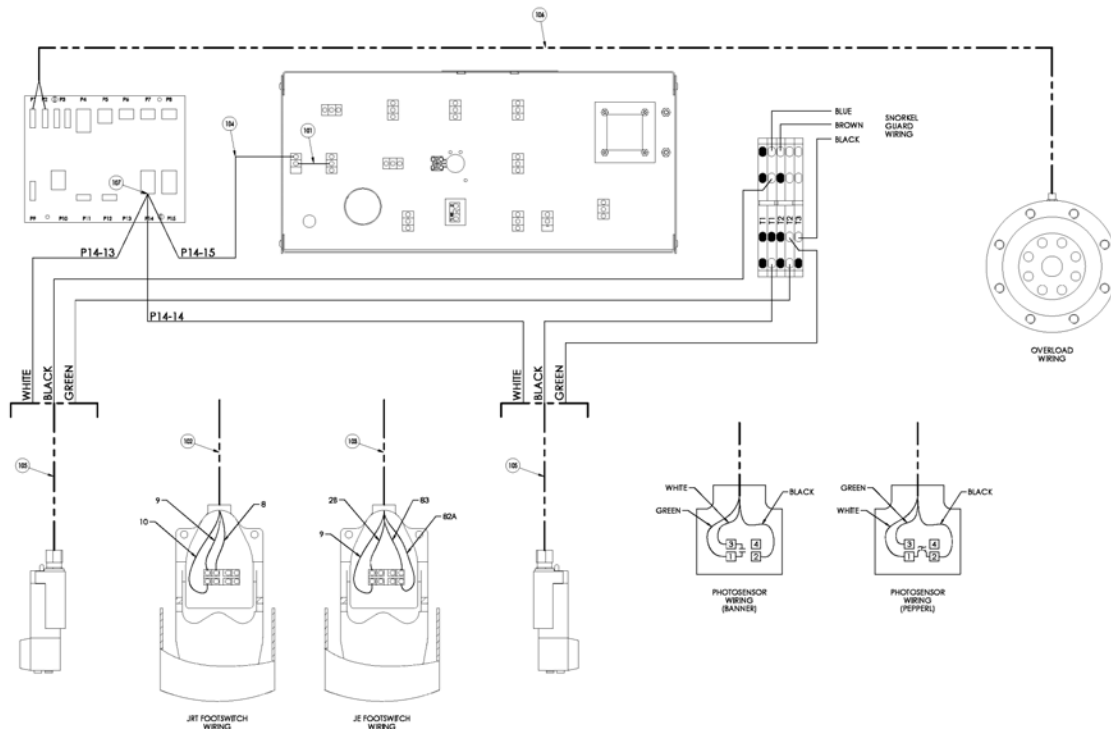


42	100481-000	ROLLER TUBE GATE	-	-	6	-	-	-	-
41	998004	3/8 ID PLASTIC FLEX WATER PIPE	17	17	17	17	17	17	17
40	998004	COVER KIT BUMPER FRAME PLATE	1	1	1	1	1	1	1
39	998005	PIPE INSUL. CLOSED CELL FOAM	838	838	838	838	838	838	838
58	987119	WSHR LOCK 3/16	8	8	8	8	8	8	8
57	986019	WASHER FLAT .35 STANDARD PL	24	24	24	24	24	24	24
56	986009	WSHR FLAT 10	2	2	2	2	2	2	2
55	978089	BUT STCHD 200-30 .75	16	16	16	16	16	16	16
54	974769	SCR RSH MACH 10-24-2.25	4	4	4	4	4	4	4
53	974639	SCR RSH MACH 10-24 .375	2	2	2	2	2	2	2
52	542384	COMPARTMENT LIFELIFTER 8.5X11	1	1	1	1	1	1	1
51	5563422	PHCS 3/16-14 UNC. STL. GR B. 1.20 LG. PLTD	8	8	8	8	8	8	8
50	5563310	WHY 3/16-14 SHD DRNG HEX .75 LG	36	36	36	36	36	36	36
49	5563135	WSHR FLAT 1 X 1.5 X .125	1	1	1	1	1	1	1
48	5563075	BUT HD-D M8D-0.5 X 125MM	4	4	4	4	4	4	4
47	5562888	BUT HD-D 200-05 290 GR8	20	20	20	20	20	20	20
46	5562088	SCR B/PLG 250 .50 TYPE B	-	-	4	-	-	-	4
45	5562004	NUT HEX LRG 10-24	4	4	4	4	4	4	4
44	5562004	100-20-1/2 HD LOCK NUT	28	28	28	28	28	28	28
43	5530013	SPRNG	4	4	4	4	4	4	4
42	514214-000	WLDMT PLATFORM 4' W/BUMP GUARD	1	1	1	1	1	1	1
41	514213-000	WLDMT BUMP GUARD FRAME	1	1	1	1	1	1	1
40	514140-035	BOLT HEXSOCT DIN931 M12 X 33MM 10.9	8	8	8	8	8	8	8
39	512449-280	PHCS M24 X 3.0 X 280 G10.9 DIN 931 ZP	1	1	1	1	1	1	1
38	3093501	CLIP CUSH 300 VNYL COATED	8	8	8	8	8	8	8
37	3040185	CONN 400 315-408	2	2	2	2	2	2	2
36	3040114	CONN .75 500-425	2	2	2	2	2	2	2
35	3040110	NUT LRG HUB 250	2	2	2	2	2	2	2
34	3040070	NUT LRG HUB 300	2	2	2	2	2	2	2
33	3030178	OVERLOAD SENSOR PLATE	-	-	1	-	-	-	1
32	3030096	ASBY PHOTOELECTRIC SWITCH	2	2	2	2	2	2	2
31	3020046	SWITCH TOGGLE SPST MOM/ON	1	1	1	1	1	1	1
30	3020021	SWITCH FOOT	1	1	1	1	1	1	1
29	102973-000	BRACKET CHAIN REDDOWN	2	2	2	2	2	2	2
28	102271-041	CORP STRUT	3	3	3	3	3	3	3
27	102244-000	TOBEGARD CAGE ENTRY	-	-	1	-	-	-	1
26	100478-000	LFT GATE WLDMNT	1	1	1	1	1	1	1
25	100468-001	PANEL DECAL MOUNT	1	1	1	1	1	1	1
24	098493-000	BOLT HEXSCREW DIN933 M8 X 25MM 8.8	4	4	4	4	4	4	4
23	510295-000	M20 FLAT WASHER DIN 125	4	4	4	4	4	4	4
22	056048-008	M8 FLAT WASHER DIN 125	12	12	12	12	12	12	12
21	056044-008	NUT NYLOCKNUT DIN988 M8 8.0 ZINCPLATED	10	10	10	10	10	10	10
20	056044-004	NUT NYLOCKNUT DIN988 M8 8.0 ZINCPLATED	2	2	2	2	2	2	2
19	056044-000	NUT NYLOCKNUT DIN988 M8 10.0	1	1	1	1	1	1	1
18	056044-000	NUT NYLOCKNUT DIN988 M20 10.0	4	4	4	4	4	4	4
17	056039-000	BOLT NYLOCKNUT DIN931 M8 X 20MM 8.8	6	6	6	6	6	6	6
16	056038-018	BOLT NYLOCKNUT DIN931 M8 X 18MM 8.8	2	2	2	2	2	2	2
15	056021-012	WSHR LOCK M12 DIN 127	8	8	8	8	8	8	8
14	0561104	BKXT KEEPER MNT LONG	4	4	4	4	4	4	4
13	0561129	BKXT SEN-SOR MNT LONG	2	2	2	2	2	2	2
12	0561027	ADAPTR ADAPTER PLATE	1	-	-	-	-	-	-
11	0561025	WLDMT CAGE MOUNT 2E	1	1	1	-	-	-	-
10	0561023	WLDMT CAGE MOUNT 3RT	-	-	-	1	1	1	1
9	0560805	PAN PHORCE GUARD ASSEMBLY	1	1	1	1	1	1	1
8	0560600	PLATE AC POWER	1	1	-	-	-	-	-
7	0181480	REF DOCUMENT SPS TS-16	1	1	1	1	1	1	1
6	0181478	CHAM ASST	4	4	4	4	4	4	4
5	0181407	PLAC PROXIMITY SW OVERRIDE	1	1	1	1	1	1	1
4	0181404	TARGET PROXIMITY SWITCH INTL	2	2	2	2	2	2	2
3	0181381	SPRING KEYSER	8	8	8	8	8	8	8
2	0150448	DECAL ATTACH FAIL RESTRAINT	2	2	2	2	2	2	2
1	0907089E	PLAC PLAT CAPACITY 227 KG	5	5	5	5	5	5	5
ITEM NO.	PLAC NUMBER	DESCRIPTION	QUANTITY	QUANTITY	QUANTITY	QUANTITY	QUANTITY	QUANTITY	QUANTITY

6' STEEL PLATFORM ASSEMBLY ANSI BUMP GUARD ASSEMBLY WITH PADDING AND OVERLOAD



6' STEEL PLATFORM ASSEMBLY ANSI BUMP GUARD ASSEMBLY WITH PADDING AND OVERLOAD



アイテム	部品番号	名前	数量	UOM
	0261097A	6' STEEL PLATFORM ASSEMBLY ANSI BUMP GUARD ASSEMBLY WITH PADDING AND OVERLOAD		EA
1	0090589E	PLACARD	A/R	EA
2	0150448	DECAL ATTACH FALL RESTRAINT	A/R	EA
3	0181381	SPRING KEEPER	A/R	EA
4	0181406	TARGET PROXIMITY SWITCH INSTL	A/R	EA
5	0181407	PLAC PROXIMITY SW OVERRIDE	A/R	EA
6	0181408	CHAIN ASSY	A/R	EA
7	0181480	REF DOCUMENT SPB TB 16	A/R	EA

6' STEEL PLATFORM ASSEMBLY ANSI BUMP GUARD ASSEMBLY WITH PADDING AND OVERLOAD

アイテム	部品番号	名前	数量	UOM
8	0260500	PLATF AC POWER INSTALL ASSY (U	A/R	EA
9	0260850 5	A46 SNORKEL GUARD ASSEMBLY	A/R	EA
10	0261023	WLDMT CAGE MOUNT JRT	A/R	EA
11	0261025 5	WLDMT CAGE MOUNT JE	A/R	EA
12	0261027 4	ROTATOR ADAPTOR PLATE SEPTEMBER 2019 AND BEFORE	A/R	EA
13	0261103	BRKT SENSOR MNT LONG	A/R	EA
14	0261104 5	BRKT KEEPER MNT LONG	A/R	EA
15	056021 012	Washer, SpringWasher DIN127B M	A/R	EA
16	056058 018	BOLT, HEXBOLT DIN 931 M6 X 16MM 8.8 ZP	A/R	EA
17	056059 070	Bolt, HexBolt DIN931 M8 x 70mm	A/R	EA
18	056064 020	Nut, NylockNut DIN985 M20 10.0	A/R	EA
19	056064 024	Nut, NylockNut DIN985 M24 10.0	A/R	EA
20	056066 006	Nut NylockNut DIN985 M6 8.0 Zi	A/R	EA
21	056066 008	NUT NYLOCKNUT DIN985 M8 8.0 ZP	A/R	EA
22	056069 008	WASHER, STEELFLATWASHER DIN12M8 FLAT WASHER DIN 125	A/R	EA
23	510595 020	M20 FLAT WASHER DIN 125	A/R	EA
24	058492 020	Bolt HexSetScrew DIN933 M8 x 2	A/R	EA
25	100468 001	PANEL DECAL MOUNT	A/R	EA
26	100478 000 5	LIFT GATE WELDMENT UPRIGHT	A/R	EA

6' STEEL PLATFORM ASSEMBLY ANSI BUMP GUARD ASSEMBLY WITH PADDING AND OVERLOAD

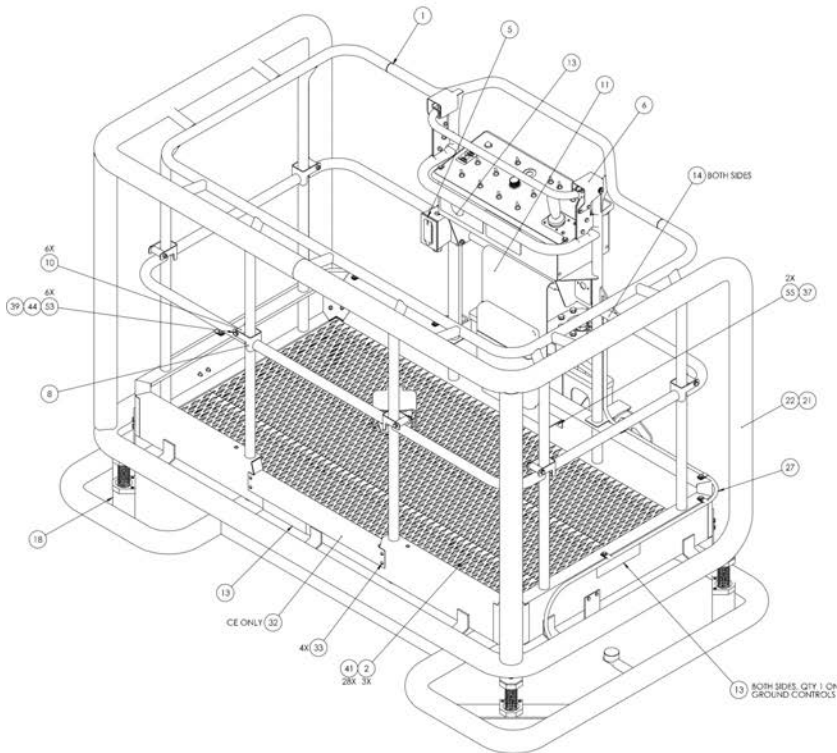
アイテム	部品番号	名前	数量	UOM
27	102244 000	TOEBOARD CAGE ENTRY	A/R	EA
28	102271 061	GRIP STRUT	A/R	EA
29	102373 000 5	BRACKET CHAIN TIE DOWN UPRIGHT	A/R	EA
30	3020021	Foot Switch	A/R	EA
31	3020080	TOGGLE SWITCH	A/R	EA
32	3020098	ASSY PHOTOELECTRIC SWITCH	A/R	EA
33	3030188	OVERLOAD SENSOR PLATE	A/R	EA
34	3040070	NUT LKG HUB .500 APPLETON: P/N BL50 REG 801	A/R	EA
35	3040110	NUT LKG HUB .750 SAMEAS 962129	A/R	EA
36	3040116	CONN .75 .500 .625	A/R	EA
37	3040187	CONN .500 .313 .438	A/R	EA
38	5093001	CLP CUSH .500 VINYL COATED	A/R	EA
39	512649 280	BOLT,HexBolt,DIN931,M24 x 280m	A/R	EA
40	514160 035	Bolt, HexSetScrew DIN933 M12 x 35MM	A/R	EA
41	514213 000 5	WLDMT BUMP GUARD FRAME	A/R	EA
42	514214 000 5	WLDMT PLATFORM 6FT W/BUMP GUAR	A/R	EA
43	5530013	SPRING COMPRESSION 1.50 O.D. X	A/R	EA
44	5560004	NUT LKG .250 20	A/R	EA
45	5560034	NUT LKG 10 24	A/R	EA
46	5560288	SCR SLFTPG .250 .50 TYPE B	A/R	EA
47	5560383	BLT HEXHD .250 20 .750 GR8	A/R	EA
48	5563075	BLT HEXHD M20 2.5 X 120MM	A/R	EA
49	5563135	WSHR FLAT 1 X 1.5 X .125	A/R	EA

6' STEEL PLATFORM ASSEMBLY ANSI BUMP GUARD ASSEMBLY WITH PADDING AND OVERLOAD

アイテム	部品番号	名前	数量	UOM
50	5563310	HWH .25 14 SELF DRILLING X .75	A/R	EA
51	5563422	BLT HEXHD .375 16x1.50 GR8 ZP	A/R	EA
52	562386	Literature Compartment	A/R	EA
53	974639	SCR RDH MACH 10 24 .375	A/R	EA
54	974769	SCR RDH MACH 10 24 2.25	A/R	EA
55	978389	BLT SKTHD .250 20 .75	A/R	EA
56	986009	WSHR FLAT 10	A/R	EA
57	986019	WSHR FLAT .250	A/R	EA
58	987119	WSHR LOCK .375	A/R	EA
59	9980003	PIPE INSUL CLOSED CELL AP ARMA	A/R	EA
60	9980004	COVER KIT BUMPER FRAME PLATF H	A/R	EA
61	9980006	3/8 ID PLASTIC FLEX WATER PIPE	A/R	EA
62	100481 000	ROLLER TUBE GATE	A/R	EA
101	0070747	WIRE 16 R6I R6I 3	A/R	EA
102	0260047	WIRE HARNESS FOOT SWITCH	A/R	EA
103	0260142	WIRE HARNESS E DRIVE FOOT SWITCH	A/R	EA
104	0260973	WIRE 16GA R6I AMP SOCKET 28	A/R	EA
105	3011803	CABLE 18GA/3 CONDUCTOR WIRE	A/R	EA
106	3030179	HARNESS OVERLOAS CABLE	A/R	EA
107	3049986	AMP SOCKET CONTACT	A/R	EA
	A26051A	PLATFORM ASSY 6'ST BUMP GUARD		EA

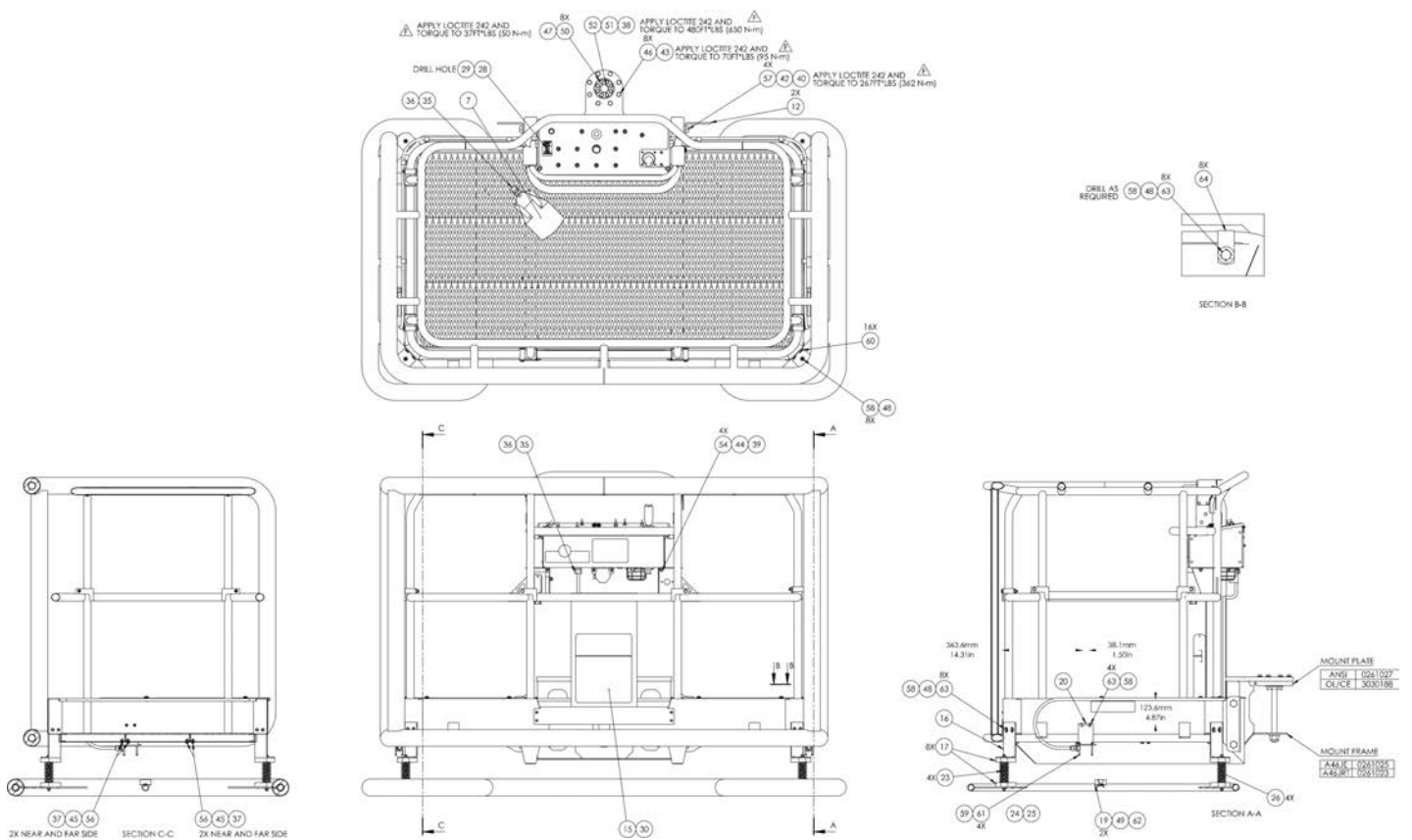
6' STEEL PLATFORM ASSEMBLY WITH BUMP GUARD SYSTEM AND PAD OCTOBER 2019 AND AFTER

REPAIR PARTS

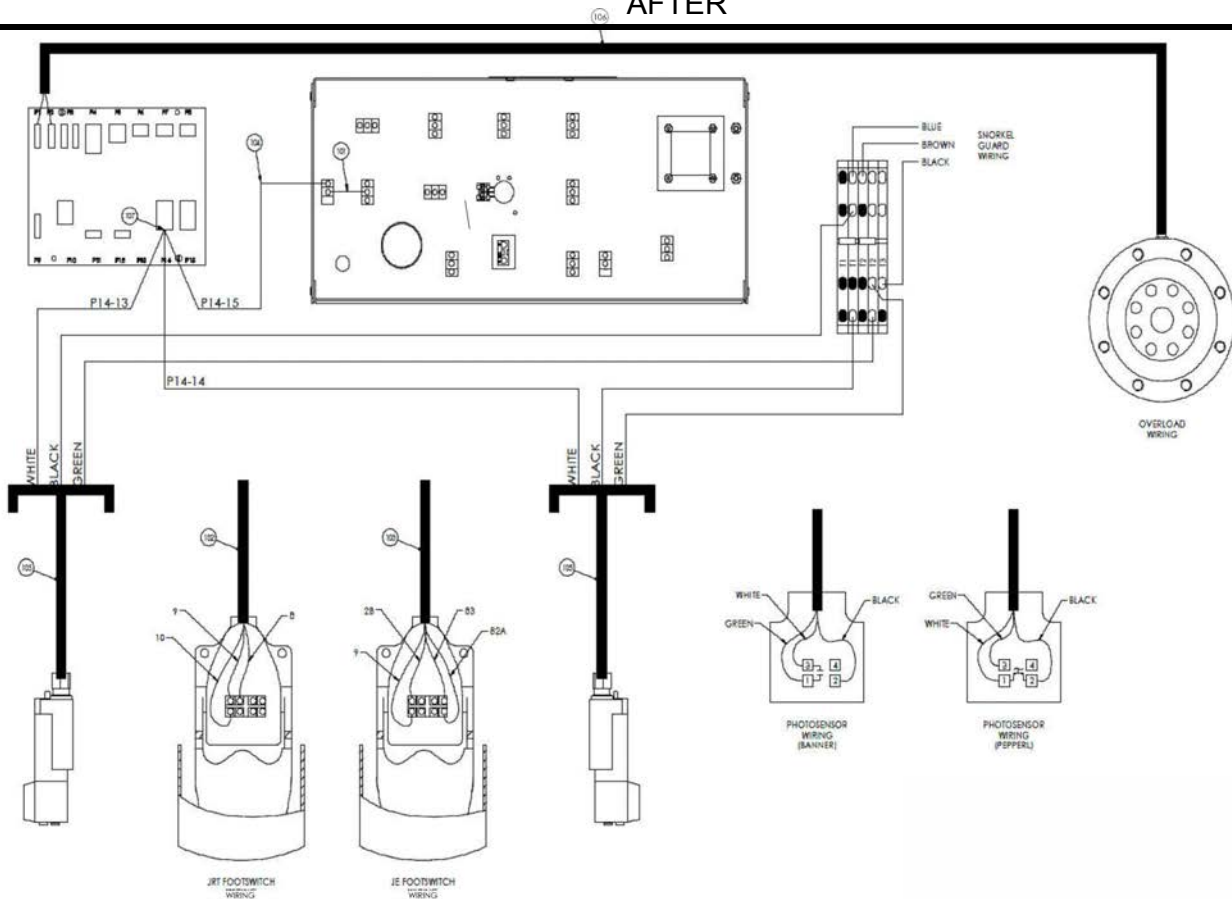


44	50K301	CLP CUSH 500 VINYL COATED	8	8	8	8	8	8
43	536283	BOLT HEXHD 250 20 750 GR8	20	20	20	20	20	20
42	974639	SCR BSH MACH 10 24 375	2	2	2	2	2	2
41	974787	SCR BSH MACH 10 24 225	4	4	4	4	4	4
40	978389	BOLT SKTHD 250 20 75	16	16	16	16	16	16
39	536034	NUT HEX LKG 10-24	4	4	4	4	4	4
38	536004	250-25UNC HEX LOCK NUT	28	28	28	28	28	28
37	534375	BOLT HEXHD 102 2 1/2 X 120MM	4	4	4	4	4	4
36	056491-016	BOLT HEXLOCKREW DN933 M6 X 16MM B.B ZINCPLATED	8	8	8	8	8	8
35	056298-018	BOLT HEXLOCK DN931 M6 X 18MM B.B ZINCPLATED	2	2	2	2	2	2
34	056492-027	BOLT HEXLOCKREW DN933 M6 X 20MM B.B ZINCPLATED	4	4	4	4	4	4
33	056491-070	BOLT HEXLOCK DN931 M6 X 70MM B.B ZINCPLATED	6	6	6	6	6	6
32	512649-260	HNCS MGR 1/32 X 280 C109 DRN V31 ZP	1	1	1	1	1	1
31	354335	WSHR FLAT 1 X 1.5 X .125	1	1	1	1	1	1
30	354342	HNCS 375-16 UNC STL GR 8 1.50 LG. PLTD	8	8	8	8	8	8
29	986209	WSHR FLAT 10	2	2	2	2	2	2
28	986013	WASHER FLAT .25 STANDARD PL	24	24	24	24	24	24
27	987119	WSHR LOCK 375	8	8	8	8	8	8
26	514160-035	BOLT HEXLOCK DN931 M12 X 30MM 109 ZINCPLATED	8	8	8	8	8	8
25	056491-056	M6 FLAT WASHER DN 125	8	8	8	8	8	8
24	056491-028	M6 FLAT WASHER DN 125	12	12	12	12	12	12
23	056021-012	WSHR LOCK M12 DN 127	8	8	8	8	8	8
22	510595-020	M20 FLAT WASHER DN 125	4	4	4	4	4	4
21	534330	HNCS 25 1/4" DRN 1/2" HEX 75 LG	28	28	28	28	28	28
20	056044-020	NUT NYLOCKNUT DN935 M20 10 0 ZINCPLATED	4	4	4	4	4	4
19	056044-008	NUT NYLOCKNUT DN935 M8 8 0 ZINCPLATED	10	10	10	10	10	10
18	056044-024	NUT NYLOCKNUT DN935 M24 10 0 ZINCPLATED	1	1	1	1	1	1
17	056044-056	NUT NYLOCKNUT DN935 M6 6 0 ZINCPLATED	10	10	10	10	10	10
16	3040110	NUT LKG HEB 750	2	2	2	2	2	2
15	3040116	ICOHN 75 500 425	2	2	2	2	2	2
14	0261023	WLDMT CAGE MOUNT JRT	-	-	-	-	-	-
13	536288	SCR SUPTPD 250 30 TYPE 8	-	-	-	-	-	-
12	102244-000	TOUCHPAD CAGE ENTRY	-	-	-	-	-	-
11	3003188	OVERLOAD SENSOR PLATE-HEAVY DUTY	1	1	1	1	1	1
10	0181480	REF DOCUMENT SP8 78-16	1	1	1	1	1	1
9	0181407	PLAC PROXIMITY SW OVERRIDE	1	1	1	1	1	1
8	3020080	SWTCH TOGGLE SPST MOMON	1	1	1	1	1	1
7	9980004	3/8 ID PLASTIC FLEX WABER PIPE	17	17	17	17	17	17
6	3330013	SPRING	4	4	4	4	4	4
5	3040187	ICOHN 500 313-438	2	2	2	2	2	2
4	3040270	NUT LKG HEB 500	2	2	2	2	2	2
3	0181408	CHAIN ASSY	4	4	4	4	4	4
2	9980004	COVER KIT BUMPER FRAME PLATT	1	1	1	1	1	1
1	9980003	PIPE INFL CLOSED CILL FOAM	838	838	838	838	838	838
0	0261103	BRKT SENSOR MNT LONG	2	2	2	2	2	2
0	0181404	TARGET PROXIMITY SWITCH INFL	2	2	2	2	2	2
0	514213-000	WLDMT BUMP GUARD FRAME	1	1	1	1	1	1
0	0181381	SPRING KEEPER	8	8	8	8	8	8
0	0261104	BRKT KEEPER MNT LONG	4	4	4	4	4	4
0	342386	COMPARTMENT IDENTIFIE ESK11	1	1	1	1	1	1
0	0150448	DECAL ATTACH TAPE RESISTANT	2	2	2	2	2	2
0	009089E	PLAC PLAT CAPACITY 227 EG	5	5	5	5	5	5
0	102373-000	BRACKET CHAIN BEDDOWN	2	2	2	2	2	2
0	100488-001	PANEL DECAL MOUNT	1	1	1	1	1	1
0	100491-000	ROLLER TUBE GATE	6	6	6	6	6	6
0	114342-000	LIFT GATE	2	2	2	2	2	2
0	100478-000	LIFT GATE WELDMENT	1	1	1	1	1	1
0	3000021	SWTCH FOOT	1	1	1	1	1	1
0	0360850	M6 SENSOR GUARD ASSEMBLY	1	1	1	1	1	1
0	0260500	PLAT AC POWER	1	1	1	1	1	1
0	0261023	ROTOR ADAPTER PLATE	1	-	-	-	-	-
0	0261025	WLDMT CAGE MOUNT JE	1	1	1	1	1	1
0	102271-041	CRIP STRUT	3	3	3	3	3	3
0	514214-000	WLDMT PLATFORM 4 WELDUMP GUARD	1	1	1	1	1	1
ESM NO	PART NUMBER	DESCRIPTION	JE/QTY	JE CE/QTY	JE CE/QTY	JRT/QTY	JRT CE/QTY	JRT CE/QTY

6' STEEL PLATFORM ASSEMBLY WITH BUMP GUARD SYSTEM AND PAD OCTOBER 2019 AND AFTER



6' STEEL PLATFORM ASSEMBLY WITH BUMP GUARD SYSTEM AND PAD OCTOBER 2019 AND AFTER



アイテム	部品番号	名前	数量	UOM
	0261098 F	6' STEEL PLATFORM ASSEMBLY WITH BUMP GUARD SYSTEM AND PAD OCTOBER 2019 AND AFTER		EA
1	514214 000 5	WLDMT PLATFORM 6FT W/BUMP GUAR	SEE CHART	EA
2	102271 061	GRIP STRUT	SEE CHART	EA
3	0261025 5	WLDMT CAGE MOUNT JE	SEE CHART	EA
4	0261027	ROTATOR ADAPTER PLATE	SEE CHART	EA
5	0260500	PLATF AC POWER INSTALL ASSY (U	SEE CHART	EA

6' STEEL PLATFORM ASSEMBLY WITH BUMP GUARD SYSTEM AND PAD OCTOBER 2019 AND
AFTER

アイテム	部品番号	名前	数量	UOM
6	0260850 5	A46 SNORKEL GUARD ASSEMBLY	SEE CHART	EA
7	3020021	Foot Switch	SEE CHART	EA
8	100478 000 5	LIFT GATE WELDMENT UPRIGHT	SEE CHART	EA
9	116342 000 5	LIFT GATE WELDMENT SHORT UPRIG	SEE CHART	EA
10	100481 000	ROLLER TUBE GATE	SEE CHART	EA
11	100468 001	PANEL DECAL MOUNT	SEE CHART	EA
12	102373 000 5	BRACKET CHAIN TIE DOWN UPRIGHT	SEE CHART	EA
13	0090589E	PLACARD	SEE CHART	EA
14	0150448	DECAL ATTACH FALL RESTRAINT	SEE CHART	EA
15	562386	Literature Compartment	SEE CHART	EA
16	0261104 5	BRKT KEEPER MNT LONG	SEE CHART	EA
17	0181381	SPRING KEEPER	SEE CHART	EA
18	514213 000 5	WLDMT BUMP GUARD FRAME	SEE CHART	EA
19	0181406	TARGET PROXIMITY SWITCH INSTL	SEE CHART	EA
20	0261103 5	BRKT SENSOR MNT LONG	SEE CHART	EA
21	9980003	PIPE INSUL CLOSED CELL AP ARMA	SEE CHART	EA
22	9980004	COVER KIT BUMPER FRAME PLATF H	SEE CHART	EA

6' STEEL PLATFORM ASSEMBLY WITH BUMP GUARD SYSTEM AND PAD OCTOBER 2019 AND
AFTER

アイテム	部品番号	名前	数量	UOM
23	0181408	CHAIN ASSY	SEE CHART	EA
24	3040070	NUT LKG HUB .500 APPLETON: P/N BL50 REG 801	SEE CHART	EA
25	3040187	CONN .500 .313 .438	SEE CHART	EA
26	5530013	SPRING COMPRESSION 1.50 O.D. X	SEE CHART	EA
27	9980006	3/8 ID PLASTIC FLEX WATER PIPE	SEE CHART	EA
28	3020080	TOGGLE SWITCH	SEE CHART	EA
29	0181407	PLAC PROXIMITY SW OVERRIDE	SEE CHART	EA
30	0181480	REF DOCUMENT SPB TB 16	SEE CHART	EA
31	3030188	OVERLOAD SENSOR PLATE	SEE CHART	EA
32	102244 000	TOEBOARD CAGE ENTRY	SEE CHART	EA
33	5560288	SCR SLFTPG .250 .50 TYPE B	SEE CHART	EA
34	0261023	WLDMT CAGE MOUNT JRT	SEE CHART	EA
35	3040116	CONN .75 .500 .625	SEE CHART	EA
36	3040110	NUT LKG HUB .750 SAMEAS 962129	SEE CHART	EA
37	056066 006	Nut NylockNut DIN985 M6 8.0 Zi	SEE CHART	EA
38	056064 024	Nut, NylockNut DIN985 M24 10.0	SEE CHART	EA
39	056066 008	NUT NYLOCKNUT DIN985 M8 8.0 ZP	SEE CHART	EA

6' STEEL PLATFORM ASSEMBLY WITH BUMP GUARD SYSTEM AND PAD OCTOBER 2019 AND AFTER

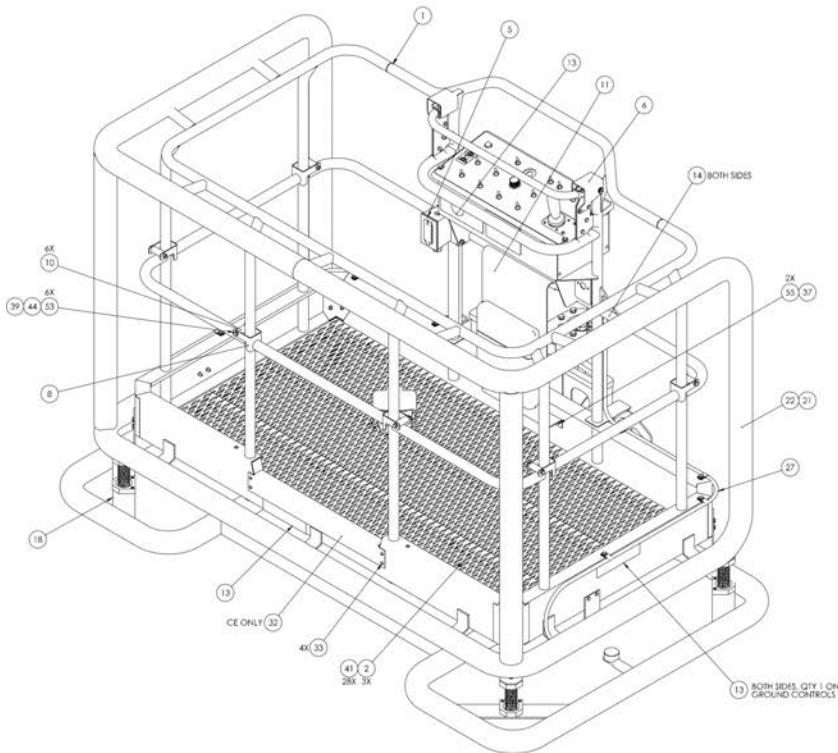
アイテム	部品番号	名前	数量	UOM
40	056064 020	Nut, NylockNut DIN985 M20 10.0	SEE CHART	EA
41	5563310	HWH .25 14 SELF DRILLING X .75	SEE CHART	EA
42	510595 020	M20 FLAT WASHER DIN 125	SEE CHART	EA
43	056021 012	Washer, SpringWasher DIN127B M	SEE CHART	EA
44	056069 008	WASHER, STEELFLATWASHER DIN12M8 FLAT WASHER DIN 125	SEE CHART	EA
45	056069 006	WSHR STEELFLATWSHE M6 DIN125A	SEE CHART	EA
46	514160 035	Bolt, HexSetScrew DIN933 M12 x 35MM	SEE CHART	EA
47	987119	WSHR LOCK .375	SEE CHART	EA
48	986019	WSHR FLAT .250	SEE CHART	EA
49	986009	WSHR FLAT 10	SEE CHART	EA
50	5563422	BLT HEXHD .375 16x1.50 GR8 ZP	SEE CHART	EA
51	5563135	WSHR FLAT 1 X 1.5 X .125	SEE CHART	EA
52	512649 280	BOLT,HexBolt,DIN931,M24 x 280m	SEE CHART	EA
53	056059 070	Bolt, HexBolt DIN931 M8 x 70mm	SEE CHART	EA
54	058492 020	Bolt HexSetScrew DIN933 M8 x 2	SEE CHART	EA
55	056058 018	BOLT, HEXBOLT DIN 931 M6 X 16MM 8.8 ZP	SEE CHART	EA
56	058491 016	BOLT HEXSETSCREW DIN933 M6 X 16MM 8.8 ZP	SEE CHART	EA

6' STEEL PLATFORM ASSEMBLY WITH BUMP GUARD SYSTEM AND PAD OCTOBER 2019 AND AFTER

アイテム	部品番号	名前	数量	UOM
57	5563075	BLT HEXHD M20 2.5 X 120MM	SEE CHART	EA
58	5560004	NUT LKG .250 20	SEE CHART	EA
59	5560034	NUT LKG 10 24	SEE CHART	EA
60	978389	BLT SKTHD .250 20 .75	SEE CHART	EA
61	974769	SCR RDH MACH 10 24 2.25	SEE CHART	EA
62	974639	SCR RDH MACH 10 24 .375	SEE CHART	EA
63	5560383	BLT HEXHD .250 20 .750 GR8	SEE CHART	EA
64	5093001	CLP CUSH .500 VINYL COATED	SEE CHART	EA
101	0070747	WIRE 16 R6I R6I 3	1	EA
102	0260047	WIRE HARNESS FOOT SWITCH	1	EA
103	0260142	WIRE HARNESS E DRIVE FOOT SWITCH	1	EA
104	0260973	WIRE 16GA R6I AMP SOCKET 28	1	EA
105	3011803	CABLE 18GA/3 CONDUCTOR WIRE	20'	EA
106	3030179	HARNESS OVERLOAS CABLE	1	EA
107	3049986	AMP SOCKET CONTACT	2	EA
108	A26051A F	PLATFORM ASSY 6'ST BUMP GUARD	REF ONLY	EA

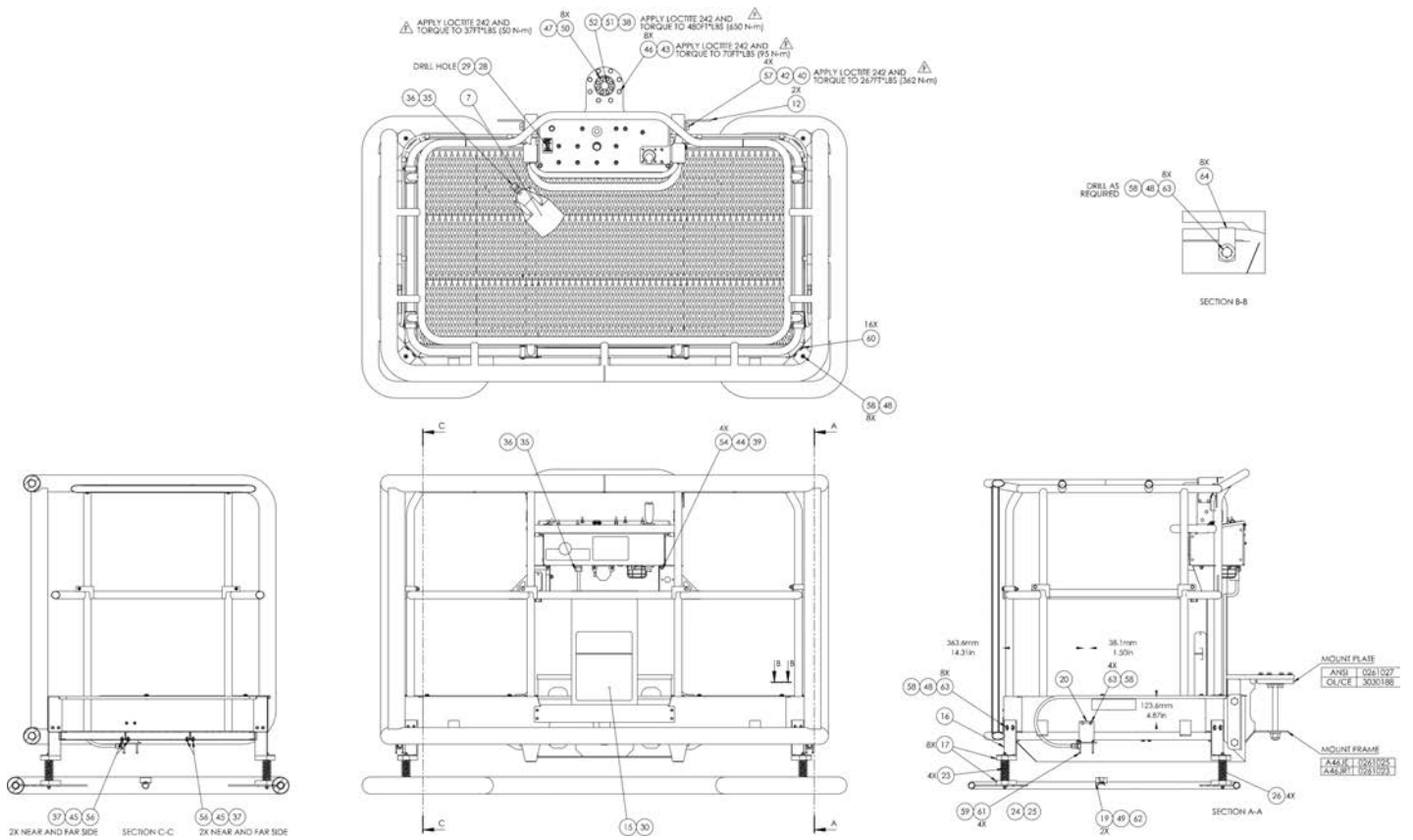
6' STEEL PLATFORM ASSEMBLY WITH BUMP GUARD SYSTEM AND PAD OCTOBER 2019 AND AFTER

REPAIR PARTS

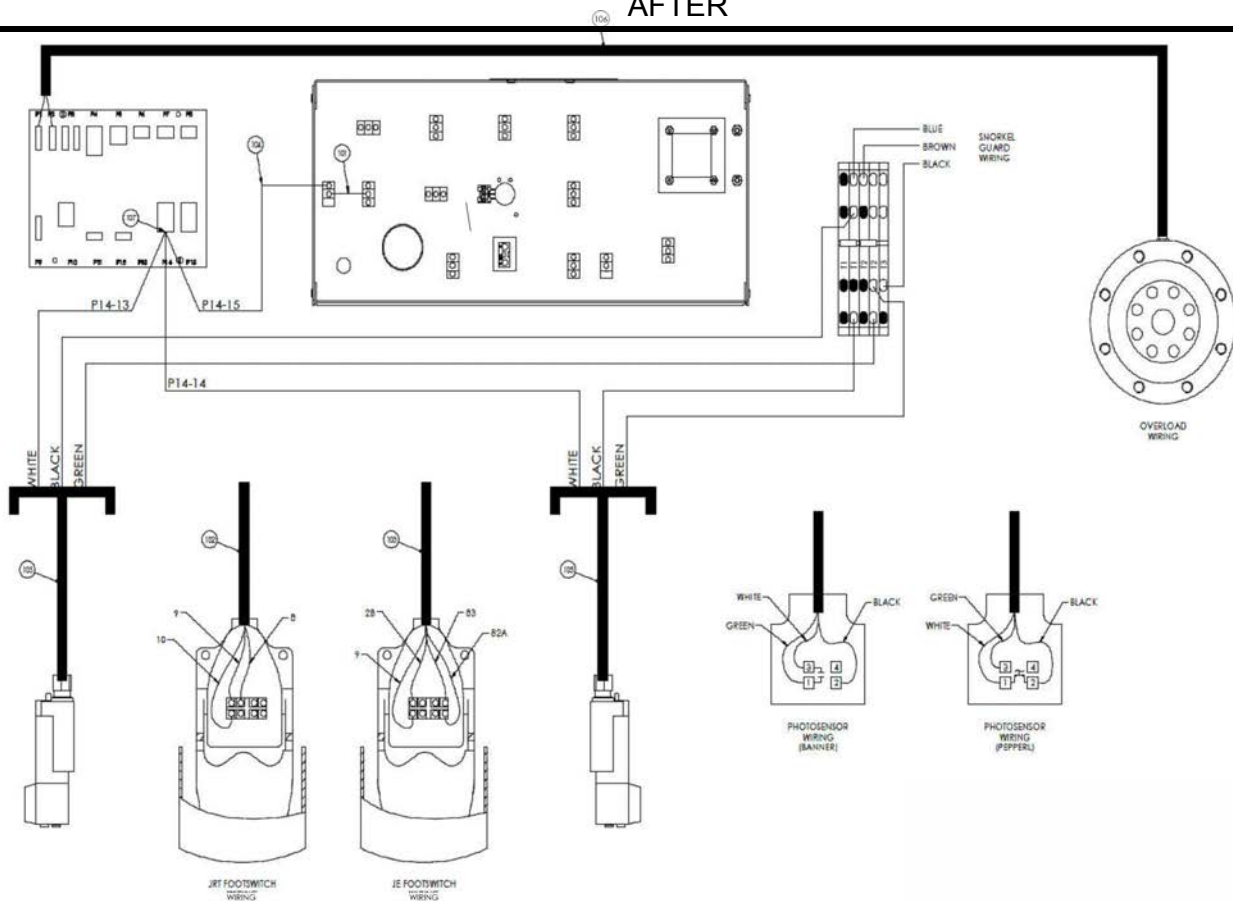


44	50K301	CLP CUSH 300 VINYL COATED	8	8	8	8	8	8
43	546383	BOLT HEXHD 250 20 750 GR8	20	20	20	20	20	20
42	974639	SCR BSH MACH 10 24 375	2	2	2	2	2	2
41	974787	SCR BSH MACH 10 24 225	4	4	4	4	4	4
40	978389	BOLT SKTHD 250 20 75	16	16	16	16	16	16
39	5540034	NUT HEX LKG 10-24	4	4	4	4	4	4
38	5540004	250-25UNC HEX LOCK NUT	28	28	28	28	28	28
37	5543275	BOLT HEXHD 1025 2 1/2 X 120MM	4	4	4	4	4	4
56	056491-016	BOLT HEXSCREW DIN933 M6 X 16MM B.B ZINC-PLATED	8	8	8	8	8	8
55	056498-018	BOLT HEXSCREW DIN933 M6 X 18MM B.B ZINC-PLATED	2	2	2	2	2	2
54	056492-020	BOLT HEXSCREW DIN933 M6 X 20MM B.B ZINC-PLATED	4	4	4	4	4	4
53	056491-070	BOLT HEXSCREW DIN933 M8 X 70MM B.B ZINC-PLATED	6	6	6	6	6	6
52	5126497260	HNCS MGR 4 3/32 X 280 C109 DRN V31 ZP	1	1	1	1	1	1
51	3543135	WSHR FLAT 1 X 1.5 X .125	1	1	1	1	1	1
50	3543422	HNCS 375-16 UNC STL GR 8 .130 LG. PLTD	8	8	8	8	8	8
49	986209	WSHR FLAT 10	2	2	2	2	2	2
48	986013	WASHER FLAT .25 STANDARD PL	24	24	24	24	24	24
47	987119	WSHR LOCK 375	8	8	8	8	8	8
46	514140-035	BOLT HEXSCREW DIN933 M12 X 30MM 10.9 ZINC-PLATED	8	8	8	8	8	8
45	056491-056	M6 FLAT WASHER DN 125	8	8	8	8	8	8
44	056491-028	M6 FLAT WASHER DN 125	12	12	12	12	12	12
43	056492-012	WSHR LOCK M12 DN 127	8	8	8	8	8	8
42	510395-020	M20 FLAT WASHER DN 125	4	4	4	4	4	4
41	5543310	FAIR 25 14 SW DRN 1/2 X 75 LG	28	28	28	28	28	28
40	056494-020	NUT NYLOCKNUT DIN988 M20 10.9 ZINC-PLATED	4	4	4	4	4	4
39	056494-008	NUT NYLOCKNUT DIN988 M8 10.9 ZINC-PLATED	10	10	10	10	10	10
38	056494-024	NUT NYLOCKNUT DIN988 M24 10.9 ZINC-PLATED	1	1	1	1	1	1
37	056494-056	NUT NYLOCKNUT DIN988 M6 10.9 ZINC-PLATED	10	10	10	10	10	10
36	3040110	NUT LKG HB 750	2	2	2	2	2	2
35	3040116	ICOHN 75 300 425	2	2	2	2	2	2
34	0261023	WLDMT CAGE MOUNT JRT	-	-	-	-	-	-
33	5540288	SCR SUPTP 250 30 TYPE 8	-	-	-	-	-	-
32	102244-000	TOUCHPAD CAGE ENTRY	-	-	-	-	-	-
31	3003188	OVERLOAD SENSOR PLATE-HEAVY DUTY	-	-	-	-	-	-
30	0181480	REF DOCUMENT SP8 78-16	1	1	1	1	1	1
29	0181407	PLAC PROXIMITY SW OVERRIDE	1	1	1	1	1	1
28	3020080	SWITCH TOGGLE SPST MOMON	1	1	1	1	1	1
27	9980004	3/8 ID PLASTIC FLEX WATER PIPE	17	17	17	17	17	17
26	3330013	SPRING	4	4	4	4	4	4
25	3040187	ICOHN 500 313-438	2	2	2	2	2	2
24	3040270	NUT LKG HB 300	2	2	2	2	2	2
23	0181408	CHAIN ASSY	4	4	4	4	4	4
22	9980004	COVER KIT BUMP FRAME PLATT	1	1	1	1	1	1
21	9980003	PIPE INFL CLOSED CILL FOAM	838	838	838	838	838	838
20	0261103	BRKT SENSOR MNT LONG	2	2	2	2	2	2
19	0181404	TARGET PROXIMITY SWITCH INFL	2	2	2	2	2	2
18	514013-000	WLDMT BUMP GUARD FRAME	1	1	1	1	1	1
17	0181381	SPRING KEEPER	8	8	8	8	8	8
16	0261104	BRKT KEEPER MNT LONG	4	4	4	4	4	4
15	342386	COMPARTMENT URETHANE ESX11	1	1	1	1	1	1
14	0150448	DECAL ATTACH TAPE RESISTANT	2	2	2	2	2	2
13	0090589E	PLAC PLAT CAPACITY 227 EG	5	5	5	5	5	5
12	102373-000	BRACKET CHAIN BEDDOWN	2	2	2	2	2	2
11	100488-001	PANEL DECAL MOUNT	1	1	1	1	1	1
10	100491-000	ROLLER TUBE GATE	4	4	4	4	4	4
9	114342-000	LIFT GATE	2	2	2	2	2	2
8	100478-000	LIFT GATE WELDMENT	1	1	1	1	1	1
7	3000021	SWITCH FOOT	1	1	1	1	1	1
6	0049850	M6 SCREW GUARD ASSEMBLY	1	1	1	1	1	1
5	0260500	PLAT AC POWER	1	1	1	1	1	1
4	0261023	ROTOR ADAPTER PLATE	1	-	-	-	-	-
3	0261025	WLDMT CAGE MOUNT JE	1	1	1	1	1	1
2	102271-041	CRP STRUT	3	3	3	3	3	3
1	514014-000	WLDMT PLATFORM & WLDMT GUARD	1	1	1	1	1	1
ISM NO.	PART NUMBER	DESCRIPTION	JE QTY	JE DU/QTY	JE CE/QTY	JE RT/QTY	JE DU/QTY	JE CE/QTY

6' STEEL PLATFORM ASSEMBLY WITH BUMP GUARD SYSTEM AND PAD OCTOBER 2019 AND AFTER



6' STEEL PLATFORM ASSEMBLY WITH BUMP GUARD SYSTEM AND PAD OCTOBER 2019 AND AFTER



アイテム	部品番号	名前	数量	UOM
	0261099 F	6' STEEL PLATFORM ASSEMBLY WITH BUMP GUARD SYSTEM AND PAD OCTOBER 2019 AND AFTER		EA
1	514214 000 5	WLDMT PLATFORM 6FT W/BUMP GUAR	SEE CHART	EA
2	102271 061	GRIP STRUT	SEE CHART	EA
3	0261025 5	WLDMT CAGE MOUNT JE	SEE CHART	EA
4	0261027	ROTATOR ADAPTER PLATE	SEE CHART	EA
5	0260500	PLATF AC POWER INSTALL ASSY (U	SEE CHART	EA

6' STEEL PLATFORM ASSEMBLY WITH BUMP GUARD SYSTEM AND PAD OCTOBER 2019 AND AFTER

アイテム	部品番号	名前	数量	UOM
6	0260850 5	A46 SNORKEL GUARD ASSEMBLY	SEE CHART	EA
7	3020021	Foot Switch	SEE CHART	EA
8	100478 000 5	LIFT GATE WELDMENT UPRIGHT	SEE CHART	EA
9	116342 000 5	LIFT GATE WELDMENT SHORT UPRIG	SEE CHART	EA
10	100481 000	ROLLER TUBE GATE	SEE CHART	EA
11	100468 001	PANEL DECAL MOUNT	SEE CHART	EA
12	102373 000 5	BRACKET CHAIN TIE DOWN UPRIGHT	SEE CHART	EA
13	0090589E	PLACARD	SEE CHART	EA
14	0150448	DECAL ATTACH FALL RESTRAINT	SEE CHART	EA
15	562386	Literature Compartment	SEE CHART	EA
16	0261104 5	BRKT KEEPER MNT LONG	SEE CHART	EA
17	0181381	SPRING KEEPER	SEE CHART	EA
18	514213 000 5	WLDMT BUMP GUARD FRAME	SEE CHART	EA
19	0181406	TARGET PROXIMITY SWITCH INSTL	SEE CHART	EA
20	0261103 5	BRKT SENSOR MNT LONG	SEE CHART	EA
21	9980003	PIPE INSUL CLOSED CELL AP ARMA	SEE CHART	EA
22	9980004	COVER KIT BUMPER FRAME PLATF H	SEE CHART	EA

6' STEEL PLATFORM ASSEMBLY WITH BUMP GUARD SYSTEM AND PAD OCTOBER 2019 AND AFTER

アイテム	部品番号	名前	数量	UOM
23	0181408	CHAIN ASSY	SEE CHART	EA
24	3040070	NUT LKG HUB .500 APPLETON: P/N BL50 REG 801	SEE CHART	EA
25	3040187	CONN .500 .313 .438	SEE CHART	EA
26	5530013	SPRING COMPRESSION 1.50 O.D. X	SEE CHART	EA
27	9980006	3/8 ID PLASTIC FLEX WATER PIPE	SEE CHART	EA
28	3020080	TOGGLE SWITCH	SEE CHART	EA
29	0181407	PLAC PROXIMITY SW OVERRIDE	SEE CHART	EA
30	0181480	REF DOCUMENT SPB TB 16	SEE CHART	EA
31	3030188	OVERLOAD SENSOR PLATE	SEE CHART	EA
32	102244 000	TOEBOARD CAGE ENTRY	SEE CHART	EA
33	5560288	SCR SLFTPG .250 .50 TYPE B	SEE CHART	EA
34	0261023	WLDMT CAGE MOUNT JRT	SEE CHART	EA
35	3040116	CONN .75 .500 .625	SEE CHART	EA
36	3040110	NUT LKG HUB .750 SAMEAS 962129	SEE CHART	EA
37	056066 006	Nut NylockNut DIN985 M6 8.0 Zi	SEE CHART	EA
38	056064 024	Nut, NylockNut DIN985 M24 10.0	SEE CHART	EA
39	056066 008	NUT NYLOCKNUT DIN985 M8 8.0 ZP	SEE CHART	EA

6' STEEL PLATFORM ASSEMBLY WITH BUMP GUARD SYSTEM AND PAD OCTOBER 2019 AND AFTER

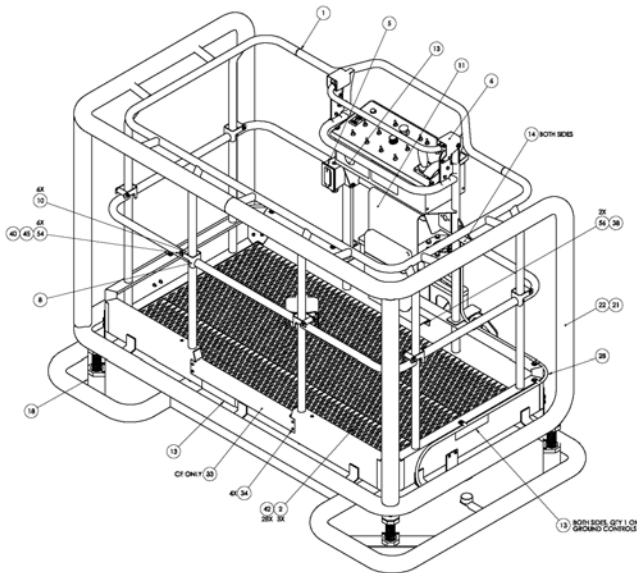
アイテム	部品番号	名前	数量	UOM
40	056064 020	Nut, NylockNut DIN985 M20 10.0	SEE CHART	EA
41	5563310	HWH .25 14 SELF DRILLING X .75	SEE CHART	EA
42	510595 020	M20 FLAT WASHER DIN 125	SEE CHART	EA
43	056021 012	Washer, SpringWasher DIN127B M	SEE CHART	EA
44	056069 008	WASHER, STEELFLATWASHER DIN12M8 FLAT WASHER DIN 125	SEE CHART	EA
45	056069 006	WSHR STEELFLATWSHE M6 DIN125A	SEE CHART	EA
46	514160 035	Bolt, HexSetScrew DIN933 M12 x 35MM	SEE CHART	EA
47	987119	WSHR LOCK .375	SEE CHART	EA
48	986019	WSHR FLAT .250	SEE CHART	EA
49	986009	WSHR FLAT 10	SEE CHART	EA
50	5563422	BLT HEXHD .375 16x1.50 GR8 ZP	SEE CHART	EA
51	5563135	WSHR FLAT 1 X 1.5 X .125	SEE CHART	EA
52	512649 280	BOLT,HexBolt,DIN931,M24 x 280m	SEE CHART	EA
53	056059 070	Bolt, HexBolt DIN931 M8 x 70mm	SEE CHART	EA
54	058492 020	Bolt HexSetScrew DIN933 M8 x 2	SEE CHART	EA
55	056058 018	BOLT, HEXBOLT DIN 931 M6 X 16MM 8.8 ZP	SEE CHART	EA
56	058491 016	BOLT HEXSETSCREW DIN933 M6 X 16MM 8.8 ZP	SEE CHART	EA

6' STEEL PLATFORM ASSEMBLY WITH BUMP GUARD SYSTEM AND PAD OCTOBER 2019 AND AFTER

アイテム	部品番号	名前	数量	UOM
57	5563075	BLT HEXHD M20 2.5 X 120MM	SEE CHART	EA
58	5560004	NUT LKG .250 20	SEE CHART	EA
59	5560034	NUT LKG 10 24	SEE CHART	EA
60	978389	BLT SKTHD .250 20 .75	SEE CHART	EA
61	974769	SCR RDH MACH 10 24 2.25	SEE CHART	EA
62	974639	SCR RDH MACH 10 24 .375	SEE CHART	EA
63	5560383	BLT HEXHD .250 20 .750 GR8	SEE CHART	EA
64	5093001	CLP CUSH .500 VINYL COATED	SEE CHART	EA
101	0070747	WIRE 16 R6I R6I 3	1	EA
102	0260047	WIRE HARNESS FOOT SWITCH	1	EA
103	0260142	WIRE HARNESS E DRIVE FOOT SWITCH	1	EA
104	0260973	WIRE 16GA R6I AMP SOCKET 28	1	EA
105	3011803	CABLE 18GA/3 CONDUCTOR WIRE	20'	EA
106	3030179	HARNESS OVERLOAS CABLE	1	EA
107	3049986	AMP SOCKET CONTACT	2	EA
108	A26051A F	PLATFORM ASSY 6'ST BUMP GUARD	REF ONLY	EA

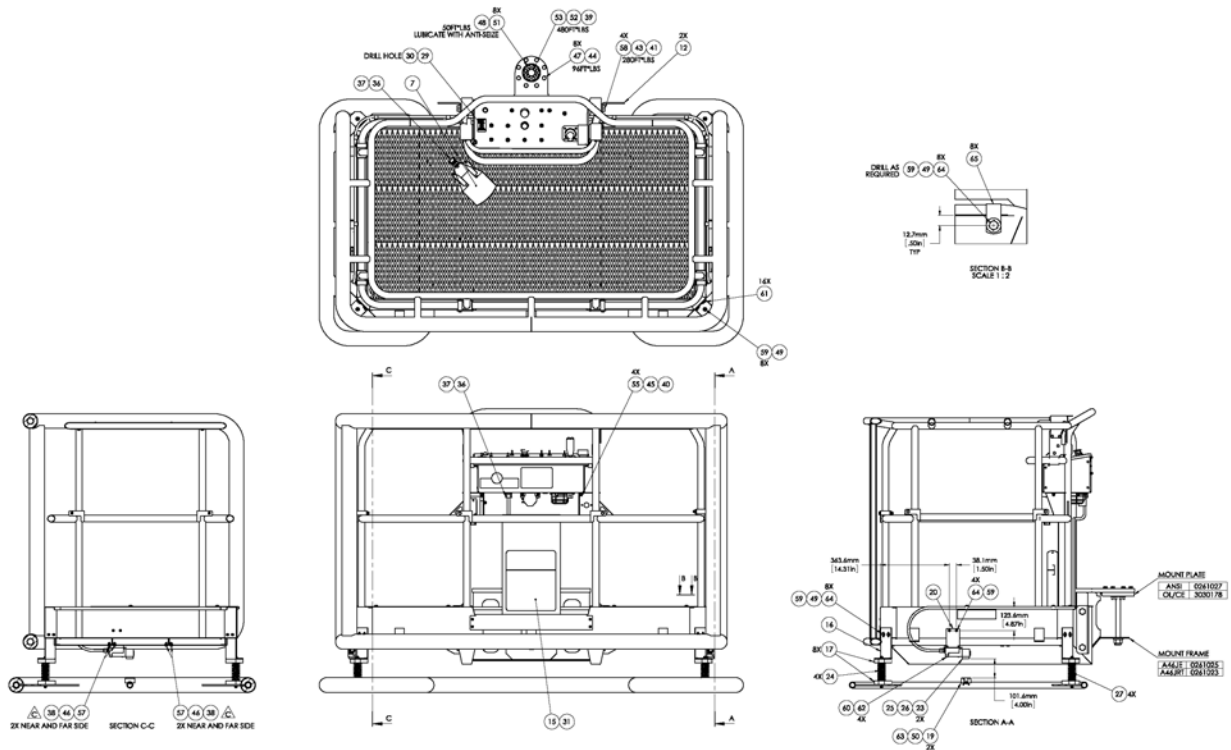
6' STEEL PLATFORM ASSEMBLY WITH BUMP GUARD SYSTEM PADDING AND OVERLOAD SEPTEMBER 2018 AND AFTER

REPAIR PARTS

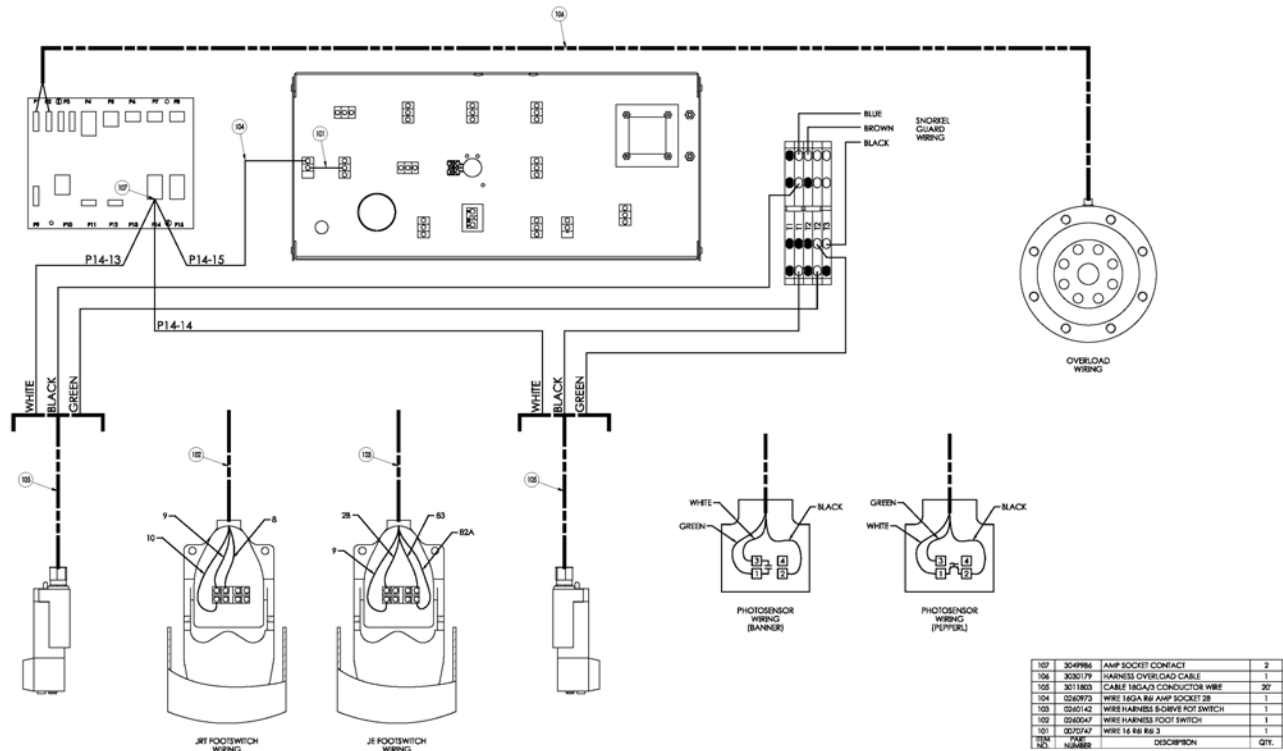


65	909001	CLIP CUSH 500 VINYL COATED	8	8	8	8	8	8
64	5540383	NUT HEXHD 200-20 730 GR8	20	20	20	20	20	20
63	974639	SCR RSH MACH 10-24 375	2	2	2	2	2	2
62	974649	SCR RSH MACH 10-24 235	4	4	4	4	4	4
61	976889	NUT EXHD 200-20 75	16	16	16	16	16	16
60	5540034	NUT HEX LKG 10-24	4	4	4	4	4	4
59	5540004	200-20UNC HEX LOCK NUT	28	28	28	28	28	28
58	5540075	NUT HEXHD 200-20 125MM	4	4	4	4	4	4
57	056491-016	SCREW TORX TORX DFN93 M4 X 16MM 8.8 ZINCPLATED	8	8	8	8	8	8
56	056598-016	SCREW TORX TORX DFN93 M4 X 16MM 8.8 ZINCPLATED	2	2	2	2	2	2
55	056492-020	SCREW TORX TORX DFN93 M4 X 20MM 8.8 ZINCPLATED	4	4	4	4	4	4
54	056599-070	SCREW TORX TORX DFN93 M4 X 70MM 8.8 ZINCPLATED	6	6	6	6	6	6
53	512649-280	WHCS M4 X 3.0 X 280 G10.9 DN 931 2P	1	1	1	1	1	1
52	5543135	WSHR FLAT 1 X 1.5 X .125	1	1	1	1	1	1
51	5045422	WHCS 375-16 UNC, STL, GR 8, 1.50 LG., PLTD	8	8	8	8	8	8
50	986029	WSHR FLAT 10	2	2	2	2	2	2
49	986019	WASHER, FLAT, .25 STANDARD, PL	24	24	24	24	24	24
48	987119	WSHR LOCK 315	8	8	8	8	8	8
47	514160-035	SCREW TORX TORX DFN93 M4 X 35MM 10.9 ZINCPLATED	8	8	8	8	8	8
46	056049-004	M4 FLAT WASHER DN 125	8	8	8	8	8	8
45	056049-008	M8 FLAT WASHER DN 125	12	12	12	12	12	12
44	056021-012	WSHR LOCK M12 DN 127	8	8	8	8	8	8
43	510395-020	WSD FLAT WASHER DN 125	4	4	4	4	4	4
42	5543310	WASH 25-14 1/4 DRNG 1/4 X .75 LG	28	28	28	28	28	28
41	056044-020	NUT, NYLOCKNUT DN985 M20 10.0 ZINCPLATED	4	4	4	4	4	4
40	056044-008	NUT, NYLOCKNUT DN985 M8 8.0 ZINCPLATED	10	10	10	10	10	10
39	056044-024	NUT, NYLOCKNUT DN985 M24 10.0 ZINCPLATED	1	1	1	1	1	1
38	056044-004	NUT, NYLOCKNUT DN985 M4 8.0 ZINCPLATED	10	10	10	10	10	10
37	3040110	NUT LKG HUB 750	2	2	2	2	2	2
36	3040116	CONN 75 500-425	2	2	2	2	2	2
35	0261023	WLDMT CAGE MOUNT JRT	-	-	-	-	-	-
34	5540288	SCR BLTNG 200 50 TYPE B	-	-	4	-	-	4
33	102344000	TOXBOARD CAGE ENTRY	-	-	1	-	-	1
32	3030378	OVERLOAD SENSOR PLATE	-	-	1	-	-	1
31	0181480	REF DOCUMENT SP8 18-16	1	1	1	1	1	1
30	0181407	PLAC PROXIMITY SW OVERRIDE	1	1	1	1	1	1
29	3020080	SWITCH 100/16 EPOT NCH/ON	1	1	1	1	1	1
28	9860056	3/8 ID PLASTIC FLEX WATER PIPE	17	17	17	17	17	17
27	5300013	SPRING	4	4	4	4	4	4
26	3040187	CONN 500 313-438	2	2	2	2	2	2
25	3040070	NUT LKG HUB 500	2	2	2	2	2	2
24	0181408	CHAIN ASST	4	4	4	4	4	4
23	9020098	ASST PHOTOELECTRIC SWITCH	2	2	2	2	2	2
22	9860004	COVER KIT BUMPER FRAME PLAT	1	1	1	1	1	1
21	9860003	PIPE INSUL CLOSED CELL FOAM	838	838	838	838	838	838
20	0261103	IRRT SENSOR MNT LONG	2	2	2	2	2	2
19	0181454	TARGET PROXIMITY SWITCH MNTL	2	2	2	2	2	2
18	514213-000	WLDMT BUMP GUARD FRAME	1	1	1	1	1	1
17	0181381	SPRING KEEPER	8	8	8	8	8	8
16	0261104	IRRT KEEPER MNT LONG	4	4	4	4	4	4
15	502386	COMPARTMENT LITERATURE 8.5X11	1	1	1	1	1	1
14	0180448	DISCAL ATACH FALL RESTRAINT	2	2	2	2	2	2
13	0090889E	PLAC, FLAT CAPACITY 227 KG	5	5	5	5	5	5
12	102373-000	BRACKET, CHAIN TIEDOWN	2	2	2	2	2	2
11	100468-001	PANEL, OPTICAL MOUNT	1	1	1	1	1	1
10	100481-000	ROLLER TUBE, GATE	6	6	6	6	6	6
9	116342-000	LIFT GATE	2	2	2	2	2	2
8	100478-000	LIFT GATE WELDMENT	1	1	1	1	1	1
7	3020021	SWITCH PHOTO	1	1	1	1	1	1
6	0260850	AA6 INCHREL GUARD ASSEMBLY	1	1	1	1	1	1
5	0260000	PLAT AC POWER	1	1	1	1	1	1
4	0261027	ROTATOR ADAPTER PLATE	1	-	-	1	-	-
3	0261025	WLDMT CAGE MOUNT JE	1	1	1	-	-	-
2	102271-061	CRP STRUT	3	3	3	3	3	3
1	514214-000	WLDMT FLATIRON 6 W/BUMP GUARD	1	1	1	1	1	1
ITEM NO.	PART NUMBER	DESCRIPTION	JE/QUY	JE QUY	JE/QUY	JE QUY	JE/QUY	JE QUY

6' STEEL PLATFORM ASSEMBLY WITH BUMP GUARD SYSTEM PADDING AND OVERLOAD SEPTEMBER 2018 AND AFTER



6' STEEL PLATFORM ASSEMBLY WITH BUMP GUARD SYSTEM PADDING AND OVERLOAD SEPTEMBER 2018 AND AFTER



アイテム	部品番号	名前	数量	UOM
	0261101 D	6' STEEL PLATFORM ASSEMBLY WITH BUMP GUARD SYSTEM PADDING AND OVERLOAD SEPTEMBER 2018 AND AFTER		EA
1	514214 000 5	WLDMT PLATFORM 6FT W/BUMP GUAR	REF CHART	EA
2	102271 061	GRIP STRUT	REF CHART	EA
3	0261025	WLDMT CAGE MOUNT JE	REF CHART	EA
4	0261027 4	ROTATOR ADAPTOR PLATE SEPTEMBER 2019 AND BEFORE	REF CHART	EA
5	0260500	PLATF AC POWER INSTALL ASSY (U	REF CHART	EA

6' STEEL PLATFORM ASSEMBLY WITH BUMP GUARD SYSTEM PADDING AND OVERLOAD SEPTEMBER 2018 AND AFTER

アイテム	部品番号	名前	数量	UOM
6	0260850 5	A46 SNORKEL GUARD ASSEMBLY	REF CHART	EA
7	3020021	Foot Switch	REF CHART	EA
8	100478 000 5	LIFT GATE WELDMENT UPRIGHT	REF CHART	EA
9	116342 000 5	LIFT GATE WELDMENT SHORT UPRIG	REF CHART	EA
10	100481 000	ROLLER TUBE GATE	REF CHART	EA
11	100468 001	PANEL DECAL MOUNT	REF CHART	EA
12	102373 000 5	BRACKET CHAIN TIE DOWN UPRIGHT	REF CHART	EA
13	0090589E	PLACARD	REF CHART	EA
14	0150448	DECAL ATTACH FALL RESTRAINT	REF CHART	EA
15	562386	Literature Compartment	REF CHART	EA
16	0261104 5	BRKT KEEPER MNT LONG	REF CHART	EA
17	0181381	SPRING KEEPER	REF CHART	EA
18	514213 000 5	WLDMT BUMP GUARD FRAME	REF CHART	EA
19	0181406	TARGET PROXIMITY SWITCH INSTL	REF CHART	EA
20	0261103 5	BRKT SENSOR MNT LONG	REF CHART	EA
21	9980003	PIPE INSUL CLOSED CELL AP ARMA	REF CHART	EA
22	9980004	COVER KIT BUMPER FRAME PLATF H	REF CHART	EA

6' STEEL PLATFORM ASSEMBLY WITH BUMP GUARD SYSTEM PADDING AND OVERLOAD SEPTEMBER 2018 AND AFTER

アイテム	部品番号	名前	数量	UOM
23	3020098	ASSY PHOTOELECTRIC SWITCH	REF CHART	EA
24	0181408	CHAIN ASSY	REF CHART	EA
25	3040070	NUT LKG HUB .500 APPLETON: P/N BL50 REG 801	REF CHART	EA
26	3040187	CONN .500 .313 .438	REF CHART	EA
27	5530013	SPRING COMPRESSION 1.50 O.D. X	REF CHART	EA
28	9980006	3/8 ID PLASTIC FLEX WATER PIPE	REF CHART	EA
29	3020080	TOGGLE SWITCH	REF CHART	EA
30	0181407	PLAC PROXIMITY SW OVERRIDE	REF CHART	EA
31	0181480	REF DOCUMENT SPB TB 16	REF CHART	EA
32	3030188	OVERLOAD SENSOR PLATE	REF CHART	EA
33	102244 000	TOEBOARD CAGE ENTRY	REF CHART	EA
34	5560288	SCR SLFTPG .250 .50 TYPE B	REF CHART	EA
35	0261023 5	WLDMT CAGE MOUNT JRT	REF CHART	EA
36	3040116	CONN .75 .500 .625	REF CHART	EA
37	3040110	NUT LKG HUB .750 SAMEAS 962129	REF CHART	EA
38	056066 006	Nut NylockNut DIN985 M6 8.0 Zi	REF CHART	EA
39	056064 024	Nut, NylockNut DIN985 M24 10.0	REF CHART	EA

6' STEEL PLATFORM ASSEMBLY WITH BUMP GUARD SYSTEM PADDING AND OVERLOAD SEPTEMBER 2018 AND AFTER

アイテム	部品番号	名前	数量	UOM
40	056066 008	NUT NYLOCKNUT DIN985 M8 8.0 ZP	REF CHART	EA
41	056064 020	Nut, NylockNut DIN985 M20 10.0	REF CHART	EA
42	5563310	HWH .25 14 SELF DRILLING X .75	REF CHART	EA
43	510595 020	M20 FLAT WASHER DIN 125	REF CHART	EA
44	056021 012	Washer, SpringWasher DIN127B M	REF CHART	EA
45	056069 008	WASHER, STEELFLATWASHER DIN12M8 FLAT WASHER DIN 125	REF CHART	EA
46	056069 006	WSHR STEELFLATWSHE M6 DIN125A	REF CHART	EA
47	514160 035	Bolt, HexSetScrew DIN933 M12 x 35MM	REF CHART	EA
48	987119	WSHR LOCK .375	REF CHART	EA
49	986019	WSHR FLAT .250	REF CHART	EA
50	986009	WSHR FLAT 10	REF CHART	EA
51	5563422	BLT HEXHD .375 16x1.50 GR8 ZP	REF CHART	EA
52	5563135	WSHR FLAT 1 X 1.5 X .125	REF CHART	EA
53	512649 280	BOLT,HexBolt,DIN931,M24 x 280m	REF CHART	EA
54	056059 070	Bolt, HexBolt DIN931 M8 x 70mm	REF CHART	EA
55	058492 020	Bolt HexSetScrew DIN933 M8 x 2	REF CHART	EA
56	056058 018	BOLT, HEXBOLT DIN 931 M6 X 16MM 8.8 ZP	REF CHART	EA

6' STEEL PLATFORM ASSEMBLY WITH BUMP GUARD SYSTEM PADDING AND OVERLOAD SEPTEMBER 2018 AND AFTER

アイテム	部品番号	名前	数量	UOM
57	058491 016	BOLT HEXSETSCREW DIN933 M6 X 16MM 8.8 ZP	REF CHART	EA
58	5563075	BLT HEXHD M20 2.5 X 120MM	REF CHART	EA
59	5560004	NUT LKG .250 20	REF CHART	EA
60	5560034	NUT LKG 10 24	REF CHART	EA
61	978389	BLT SKTHD .250 20 .75	REF CHART	EA
62	974769	SCR RDH MACH 10 24 2.25	REF CHART	EA
63	974639	SCR RDH MACH 10 24 .375	REF CHART	EA
64	5560383	BLT HEXHD .250 20 .750 GR8	REF CHART	EA
65	5093001	CLP CUSH .500 VINYL COATED	REF CHART	EA
101	0070747	WIRE 16 R6I R6I 3	REF CHART	EA
102	0260047	WIRE HARNESS FOOT SWITCH	REF CHART	EA
103	0260142	WIRE HARNESS E DRIVE FOOT SWITCH	REF CHART	EA
104	0260973	WIRE 16GA R6I AMP SOCKET 28	REF CHART	EA
105	3011803	CABLE 18GA/3 CONDUCTOR WIRE	REF CHART	EA
106	3030179	HARNESS OVERLOAS CABLE	REF CHART	EA
107	3049986	AMP SOCKET CONTACT	REF CHART	EA
108	A26051AF	PLATF ASSY 6' STEEL BUMP GUARD W/PAD	REF ONLY	EA

6' STEEL PLATFORM ASSEMBLY 227KG PG WITH OVERLOAD AND BUMP GUARD

REPAIR PARTS

NO IMAGE AVAILABLE
(BOM FOR REFERENCE ONLY)

アイテム	部品番号	名前	数量	UOM
	0261111 A	6' STEEL PLATFORM ASSEMBLY 227KG PG WITH OVERLOAD AND BUMP GUARD		EA
1	0070967	CORROSION INHIBITOR STICK BACK	1	EA
2	0090589E	PLACARD	5	EA
3	0150448	DECAL ATTACH FALL RESTRAINT	2	EA

6' STEEL PLATFORM ASSEMBLY 227KG PG WITH OVERLOAD AND BUMP GUARD

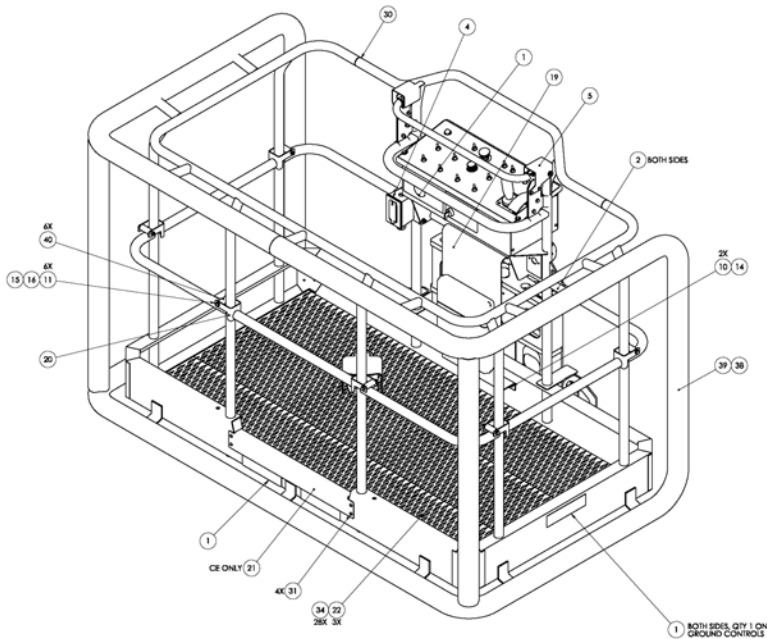
アイテム	部品番号	名前	数量	UOM
4	0260142	WIRE HARNESS E DRIVE FOOT SWITCH	1	EA
5	0260500	PLATF AC POWER INSTALL ASSY (U	1	EA
6	0260850 5	A46 SNORKEL GUARD ASSEMBLY	1	EA
7	0261025 5	WLDMT CAGE MOUNT JE	1	EA
8	0261027 4	ROTATOR ADAPTOR PLATE SEPTEMBER 2019 AND BEFORE	1	EA
9	987119	WSHR LOCK .375	8	EA
10	056021 012	Washer, SpringWasher DIN127B M	8	EA
11	056058 018	BOLT, HEXBOLT DIN 931 M6 X 16MM 8.8 ZP	2	EA
12	056059 070	Bolt, HexBolt DIN931 M8 x 70mm	6	EA
13	056064 020	Nut, NylockNut DIN985 M20 10.0	4	EA
14	056064 024	Nut, NylockNut DIN985 M24 10.0	1	EA
15	056066 006	Nut NylockNut DIN985 M6 8.0 Zi	2	EA
16	056066 008	NUT NYLOCKNUT DIN985 M8 8.0 ZP	12	EA
17	056069 008	WASHER, STEELFLATWASHER DIN12M8 FLAT WASHER DIN 125	6	EA
18	056069 020	(CE/AU ONLY) washer steel flat m20 din125a zp	4	EA
19	058492 020	Bolt HexSetScrew DIN933 M8 x 2	6	EA
20	100468 001	PANEL DECAL MOUNT	1	EA
21	100478 000 5	LIFT GATE WELDMENT UPRIGHT	1	EA

6' STEEL PLATFORM ASSEMBLY 227KG PG WITH OVERLOAD AND BUMP GUARD

アイテム	部品番号	名前	数量	UOM
22	100481 000	ROLLER TUBE GATE	6	EA
23	102271 061	GRIP STRUT	3	EA
24	102373 000 5	BRACKET CHAIN TIE DOWN UPRIGHT	2	EA
25	514214 000 5	WLDMT PLATFORM 6FT W/BUMP GUAR	1	EA
26	116342 000 5	LIFT GATE WELDMENT SHORT UPRIG	2	EA
27	3020021	Foot Switch	1	EA
28	3040110	NUT LKG HUB .750 SAMEAS 962129	1	EA
29	3040116	CONN .75 .500 .625	1	EA
30	512649 280	BOLT,HexBolt,DIN931,M24 x 280m	1	EA
31	514160 035	Bolt, HexSetScrew DIN933 M12 x 35MM	8	EA
32	5560083	HOSE GUIDE .125 RUBBER EDGE TR	4.5	EA
33	5563075	BLT HEXHD M20 2.5 X 120MM	4	EA
34	5563135	WSHR FLAT 1 X 1.5 X .125	1	EA
35	5563310	HWH .25 14 SELF DRILLING X .75	36	EA
36	5563422	BLT HEXHD .375 16x1.50 GR8 ZP	8	EA
37	562386	Literature Compartment	1	EA
38	9980003	PIPE INSUL CLOSED CELL AP ARMA	492	EA
39	9980004	COVER KIT BUMPER FRAME PLATF H	1	EA
40	A26053A	PLATFORM INSTALLATION	REF ONLY	EA

6' STEEL PLATFORM ASSEMBLY WITH BUMP GUARD AND PADDED DOUBLE HANDRAILS OCTOBER 2019 AND AFTER

REPAIR PARTS



44	056069-006	M6 FLAT WASHER DIN 125	8	8	8	8	8	8
43	058491-016	BOLT HEXSCREW DIN933 M6 X 16MM B.8 ZINCPLATED	8	8	8	8	8	8
42	116342-000	LIFT GATE	2	2	2	2	2	2
41	0260915	ASSY PLTF CONT BOX A46JRT PG	-	-	1	-	-	-
40	100481-020	ROLLER TUBE, GATE	-	-	6	-	-	-
39	9980004	COVER KIT BUMPER FRAME PLATF	491	491	491	491	491	491
38	9980003	PIPE INSUL CLOSED CELL FOAM	838	838	838	838	838	838
37	987119	WSHR LOCK .375	8	8	8	8	8	8
36	562386	COMPARTMENT LITERATURE 8.5X11	1	1	1	1	1	1
35	558422	HHCS .375-16 UNC, STL, GR 8, 1.50 LG., PLTD	8	8	8	8	8	8
34	556310	JWH 25-14 SELF DRING 16.9 X .75 LG	28	28	28	28	28	28
33	5543135	WSHR FLAT 1 X 1.5 X .125	1	1	1	1	1	1
32	5543075	BLT HEXHD M20-2.5 X 120MM	4	4	4	4	4	4
31	5540288	SCR SUIFPG .250 .50 TYPE B	-	-	4	-	-	4
30	514214-000	WLDMT PLATFORM 6' W/BUMP GUARD	1	1	1	1	1	1
29	514160-035	BOLT HEXBOLT DIN931 M12 X 35MM 10.9 DACROMET	8	8	8	8	8	8
28	512649-280	HHCS M24 X 3.0 X 280 G10.9 DIN 931 ZP	1	1	1	1	1	1
27	3040116	CONN .75 .500-.625	1	1	1	1	1	1
26	3040110	NUT LEG HUB .750	1	1	1	1	1	1
25	3030178	OVERLOAD SENSOR PLATE	-	1	1	-	1	1
24	3020021	SWITCH FOOT	1	1	1	1	1	1
23	102373-000	BRACKET, CHAIN TIEDOWN	2	2	2	2	2	2
22	102271-061	GRIP STRUT	3	3	3	3	3	3
21	102244-000	TOEBOARD CAGE ENTRY	-	-	1	-	-	1
20	100478-000	LIFT GATE WELDMENT	1	1	1	1	1	1
19	100468-001	PANEL, DECAL MOUNT	1	1	1	1	1	1
18	058492-020	BOLT HEXSCREW DIN933 M8 X 20MM B.8 ZINCPLATED	4	4	4	4	4	4
17	510595-020	M20 FLAT WASHER DIN 125	4	4	4	4	4	4
16	056069-008	M8 FLAT WASHER DIN 125	12	12	12	12	12	12
15	056066-008	NUT, NYLOCKNUT DIN985 M8 B.0 ZINCPLATED	10	10	10	10	10	10
14	056066-006	NUT, NYLOCKNUT DIN985 M6 B.0 ZINCPLATED	10	10	10	10	10	10
13	056064-024	NUT, NYLOCKNUT DIN985 M24 10.0 ZINCPLATED	1	1	1	1	1	1
12	056064-020	NUT, NYLOCKNUT DIN985 M20 10.0 ZINCPLATED	4	4	4	4	4	4
11	056059-070	BOLT HEXBOLT DIN931 M8 X 70MM B.8 ZINCPLATED	6	6	6	6	6	6
10	056058-018	BOLT HEXBOLT DIN931 M6 X 16MM B.8 ZINCPLATED	2	2	2	2	2	2
9	056021-012	WSHR LOCK M12 DN 127	8	8	8	8	8	8
8	0261027	ROTOR ADAPTER PLATE	1	-	1	-	-	-
7	0261025	WLDMT CAGE MOUNT JE	1	1	1	-	-	-
6	0261023	WLDMT CAGE MOUNT JRT	-	-	1	1	1	1
5	0260850	A46 SNOREEL GUARD ASSEMBLY	1	1	1	1	1	1
4	0260500	PLATF AC POWER	1	1	-	1	1	-
3	0181480	REF DOCUMENT SP8 18-16	1	1	1	1	1	1
2	0150448	DECAL ATTACH FALL RESTRAINT	2	2	2	2	2	2
1	0090589E	PLAC, PLAT CAPACITY 227 KG	4	4	5	4	4	4
ITEM NO.	PART NUMBER	DESCRIPTION	JE/QTY.	JE	CE/QTY.	JRT	JRT	CE/QTY.

アイテム	部品番号	名前	数量	UOM
	0261112 C	PLATFORM ASSEMBLY JE WITH PADDEC DOUBLE HANDRAIL WITH OVERLOAD		EA
1	0070967	CORROSION INHIBITOR STICK BACK	1	EA
2	0090589E	PLACARD	5	EA
3	0150448	DECAL ATTACH FALL RESTRAINT	2	EA
4	0260142	WIRE HARNESS E DRIVE FOOT SWITCH	1	EA
5	0260500	PLATF AC POWER INSTALL ASSY (U	1	EA

6' STEEL PLATFORM ASSEMBLY WITH BUMP GUARD AND PADDED DOUBLE HANDRAILS OCTOBER 2019 AND AFTER

アイテム	部品番号	名前	数量	UOM
6	0260850 5	A46 SNORKEL GUARD ASSEMBLY	1	EA
7	0261025 5	WLDMT CAGE MOUNT JE	1	EA
8	987119	WSHR LOCK .375	8	EA
9	056021 012	Washer, SpringWasher DIN127B M	8	EA
10	056058 018	BOLT, HEXBOLT DIN 931 M6 X 16MM 8.8 ZP	2	EA
11	056059 070	Bolt, HexBolt DIN931 M8 x 70mm	6	EA
12	056064 020	Nut, NylockNut DIN985 M20 10.0	4	EA
13	056064 024	Nut, NylockNut DIN985 M24 10.0	1	EA
14	056066 006	Nut NylockNut DIN985 M6 8.0 Zi	2	EA
15	056066 008	NUT NYLOCKNUT DIN985 M8 8.0 ZP	12	EA
16	056069 008	WASHER, STEELFLATWASHER DIN12M8 FLAT WASHER DIN 125	6	EA
17	056069 020	(CE/AU ONLY) washer steel flat m20 din125a zp	4	EA
18	058492 020	Bolt HexSetScrew DIN933 M8 x 2	6	EA
19	100468 001	PANEL DECAL MOUNT	1	EA
20	100478 000 5	LIFT GATE WELDMENT UPRIGHT	1	EA
21	100481 000	ROLLER TUBE GATE	6	EA
22	102271 061	GRIP STRUT	3	EA
23	102373 000 5	BRACKET CHAIN TIE DOWN UPRIGHT	2	EA
24	514214 000 5	WLDMT PLATFORM 6FT W/BUMP GUAR	1	EA

6' STEEL PLATFORM ASSEMBLY WITH BUMP GUARD AND PADDED DOUBLE HANDRAILS OCTOBER 2019 AND AFTER

アイテム	部品番号	名前	数量	UOM
25	116342 000 5	LIFT GATE WELDMENT SHORT UPRIG	2	EA
26	3020021	Foot Switch	1	EA
27	3040110	NUT LKG HUB .750 SAMEAS 962129	1	EA
28	3040116	CONN .75 .500 .625	1	EA
29	512649 280	BOLT,HexBolt,DIN931,M24 x 280m	1	EA
30	514160 035	Bolt, HexSetScrew DIN933 M12 x 35MM	8	EA
31	5560083	HOSE GUIDE .125 RUBBER EDGE TR	4.5	EA
32	5563075	BLT HEXHD M20 2.5 X 120MM	4	EA
33	5563135	WSHR FLAT 1 X 1.5 X .125	1	EA
34	5563310	HWH .25 14 SELF DRILLING X .75	36	EA
35	5563422	BLT HEXHD .375 16x1.50 GR8 ZP	8	EA
36	562386	Literature Compartment	1	EA
37	9980003	PIPE INSUL CLOSED CELL AP ARMA	492	EA
38	9980004	COVER KIT BUMPER FRAME PLATF H	1	EA
39	3030188	OVERLOAD SENSOR PLATE	1	EA
40	3030179	HARNES OVERLOAS CABLE	1	EA
41	A26053A	PLATFORM INSTALLATION	REF ONLY	EA

REPAIR PARTS

NO IMAGE AVAILABLE
(BOM FOR REFERENCE ONLY)

アイテム	部品番号	名前	数量	UOM
	0261113 C	6' STEEL PLATFORM ASSEMBLY CE WITH PADDED DOUBLE HANDRAILS AND OVERLOAD OCTOBER 2019 AND AFTER		EA
1	0070967	CORROSION INHIBITOR STICK BACK	1	EA
2	0090589E	PLACARD	5	EA
3	0150448	DECAL ATTACH FALL RESTRAINT	2	EA
4	0260142	WIRE HARNESS E DRIVE FOOT SWITCH	1	EA
5	0260850 5	A46 SNORKEL GUARD ASSEMBLY	1	EA
6	0261025 5	WLDMT CAGE MOUNT JE	1	EA
7	987119	WSHR LOCK .375	8	EA
8	056021 012	Washer, SpringWasher DIN127B M	8	EA

6' STEEL PLATFORM ASSEMBLY CE WITH PADDED DOUBLE HANDRAILS AND OVERLOAD OCTOBER 2019 AND AFTER

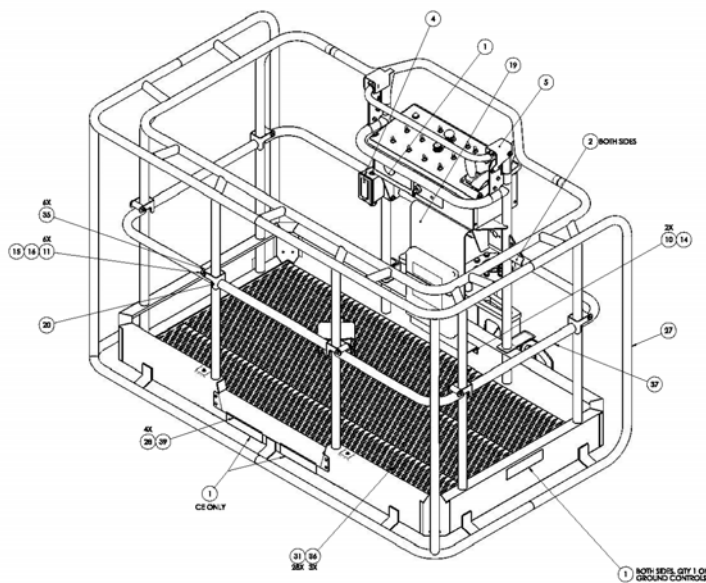
アイテム	部品番号	名前	数量	UOM
9	056058 018	BOLT, HEXBOLT DIN 931 M6 X 16MM 8.8 ZP	2	EA
10	056059 070	Bolt, HexBolt DIN931 M8 x 70mm	6	EA
11	056064 020	Nut, NylockNut DIN985 M20 10.0	4	EA
12	056064 024	Nut, NylockNut DIN985 M24 10.0	1	EA
13	056066 006	Nut NylockNut DIN985 M6 8.0 Zi	2	EA
14	056066 008	NUT NYLOCKNUT DIN985 M8 8.0 ZP	12	EA
15	056069 008	WASHER, STEELFLATWASHER DIN12M8 FLAT WASHER DIN 125	6	EA
16	056069 020	(CE/AU ONLY) washer steel flat m20 din125a zp	4	EA
17	058492 020	Bolt HexSetScrew DIN933 M8 x 2	6	EA
18	100468 001	PANEL DECAL MOUNT	1	EA
19	100478 000 5	LIFT GATE WELDMENT UPRIGHT	1	EA
20	100481 000	ROLLER TUBE GATE	6	EA
21	102271 061	GRIP STRUT	3	EA
22	102373 000 5	BRACKET CHAIN TIE DOWN UPRIGHT	2	EA
23	514214 000 5	WLDMT PLATFORM 6FT W/BUMP GUAR	1	EA
24	116342 000 5	LIFT GATE WELDMENT SHORT UPRIG	2	EA
25	3020021	Foot Switch	1	EA
26	3040110	NUT LKG HUB .750 SAMEAS 962129	1	EA
27	3040116	CONN .75 .500 .625	1	EA

6' STEEL PLATFORM ASSEMBLY CE WITH PADDED DOUBLE HANDRAILS AND OVERLOAD OCTOBER 2019 AND AFTER

アイテム	部品番号	名前	数量	UOM
28	512649 280	BOLT,HexBolt,DIN931,M24 x 280m	1	EA
29	514160 035	Bolt, HexSetScrew DIN933 M12 x 35MM	8	EA
30	5560083	HOSE GUIDE .125 RUBBER EDGE TR	4.5	EA
31	5563075	BLT HEXHD M20 2.5 X 120MM	4	EA
32	5563135	WSHR FLAT 1 X 1.5 X .125	1	EA
33	5563310	HWH .25 14 SELF DRILLING X .75	36	EA
34	5563422	BLT HEXHD .375 16x1.50 GR8 ZP	8	EA
35	562386	Literature Compartment	1	EA
36	9980003	PIPE INSUL CLOSED CELL AP ARMA	492	EA
37	9980004	COVER KIT BUMPER FRAME PLATF H	1	EA
38	3030188	OVERLOAD SENSOR PLATE	1	EA
39	3030179	HARNESS OVERLOAS CABLE	1	EA
40	102244 000 5	TOEBOARD CAGE ENTRY	1	EA
41	5560288	SCR SLFTPG .250 .50 TYPE B	4	EA
42	A26053A	PLATFORM INSTALLATION	REF ONLY	EA

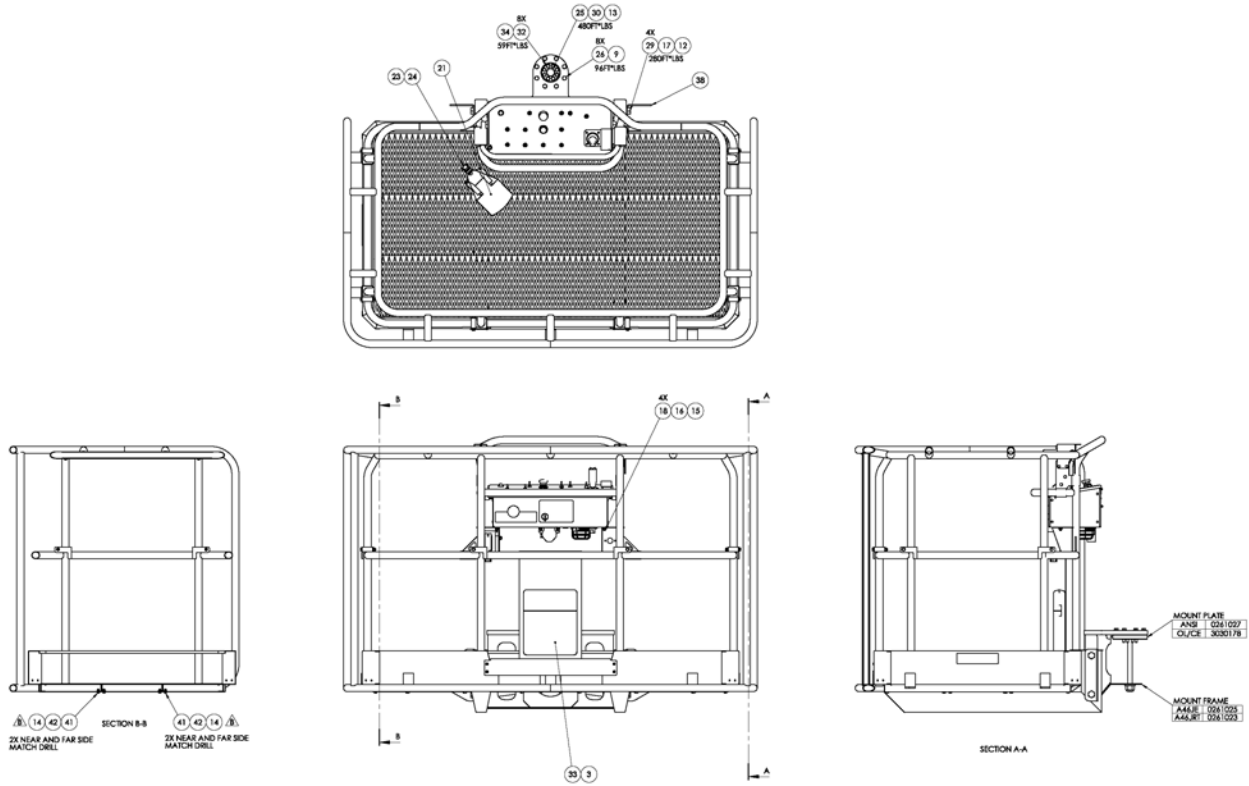
6' STEEL PLATFORM ASSEMBLY DOUBLE HANDRAIL SNORKEL GUARD

REPAIR PARTS



43	0566P-006	M6 FLAT WASHER DIN 125	6	6	6	6	6	6	6
41	0566P-016	BOLT W/LOCKWASHER DIN934 M6 X 16MM 8.8	6	6	6	6	6	6	6
40	0260P15	ASST PLY CONT BOX ASSEMBLY PG	-	-	1	-	-	-	-
39	10244-000	ROTORARM CAGE DRIVE	-	-	1	-	-	-	1
38	10249-000	BRACKET, CHAIN ELBOW	2	2	2	2	2	2	2
37	1164M-000	LEFT GATE	2	2	2	2	2	2	2
36	10227-001	CAMP SURF	3	3	3	3	3	3	3
35	10481-000	ROLLER RUMBLE GATE	6	6	6	6	6	6	6
34	997119	WHSR LOCK 375	6	6	6	6	6	6	6
33	64284	COMP PARTS KIT: OPERATING BLOCK	1	1	1	1	1	1	1
32	554342	WHSR 375 - 8 UNCL STL GR 8 1.60 LG, PLTD	6	6	6	6	6	6	6
31	5543313	WHSR 254 4 Left Drive 1st x 275 lg	26	26	26	26	26	26	26
30	5543318	WHSR FLAT 1 X 1.5 X .100	1	1	1	1	1	1	1
29	5543375	BUZ HORN-40 M82.0 X 130MM	4	4	4	4	4	4	4
28	554268	BOX MOUNT 360 30 STEEL	-	-	4	-	-	-	4
27	514214-000	MOUNT PLATFORM & WELDRUP GUARD	1	1	1	1	1	1	1
26	514140-038	BOLT W/ROCKET DRIVE M12 X 35MM 10.9	6	6	6	6	6	6	6
25	51248-280	WHSR 375 X 8 X 280 Q 10.9 DIN 913 1P	1	1	1	1	1	1	1
24	3040115	COVER 27 300-455	1	1	1	1	1	1	1
23	3040110	MUT. LGS HBR 730	1	1	1	1	1	1	1
22	3020176	OVERLOAD SENSOR PLATE	-	1	1	-	1	1	1
21	3020201	WHSR FOOT	1	1	1	1	1	1	1
20	10498-000	LEFT GATE WELDMENT	1	1	1	1	1	1	1
19	10498-001	PANEL, DECAL MOUNT	1	1	1	1	1	1	1
18	0566P-006	BOLT W/LOCKWASHER DIN934 M6 X 20MM 8.8	4	4	4	4	4	4	4
17	51285-000	M6 FLAT WASHER DIN 125	4	4	4	4	4	4	4
14	0566M-006	MUT. W/LOCKWASHER DIN934 M6 X 20MM 8.8	10	10	10	10	10	10	10
13	0566M-006	MUT. W/LOCKWASHER DIN934 M6 X 20MM 8.8	10	10	10	10	10	10	10
12	0566M-006	MUT. W/LOCKWASHER DIN934 M6 X 20MM 8.8	10	10	10	10	10	10	10
11	0566P-006	BOLT W/LOCKWASHER DIN934 M6 X 20MM 8.8	4	4	4	4	4	4	4
10	0566P-006	BOLT W/LOCKWASHER DIN934 M6 X 20MM 8.8	2	2	2	2	2	2	2
9	0566P-012	WHSR LOCK M12 DIN 127	6	6	6	6	6	6	6
8	0241227	ROTORARM ADAPTER PLATE	1	-	1	1	-	-	-
7	0241228	MOUNT CAGE MOUNT JB	1	1	1	1	1	1	1
6	0241229	MOUNT CAGE MOUNT JB	-	-	-	1	1	1	1
5	0242620	P46 SNORKEL GUARD ASSEMBLY	1	1	1	1	1	1	1
4	0242620	PLATE AC POWER	1	1	1	1	1	1	1
3	011485	REF DOCUMENT: 578 T8-14	1	1	1	1	1	1	1
2	0110448	DECAL ATTACH TAIL BUSHING	2	2	2	2	2	2	2
1	000289E	PLAC. PLAT CAPACITY 227 650	4	4	4	4	4	4	4
FORM PAGE		DESCRIPTION	JURISDI	QUANTITY	QUANTITY	QUANTITY	QUANTITY	QUANTITY	QUANTITY
NO. NUMBER									

6' STEEL PLATFORM ASSEMBLY DOUBLE HANDRAIL SNORKEL GUARD



アイテム	部品番号	名前	数量	UOM
	0261174 B	6' STEEL PLATFORM ASSEMBLY DOUBLE HANDRAIL SNORKEL GUARD		EA
1	0090589E	PLACARD		EA
2	0150448	DECAL ATTACH FALL RESTRAINT		EA
3	0181480	REF DOCUMENT SPB TB 16		EA
4	0260500	PLATF AC POWER INSTALL ASSY (U		EA
5	0260850 5	A46 SNORKEL GUARD ASSEMBLY		EA
6	0261023 5	WLDMT CAGE MOUNT JRT		EA
7	0261025	WLDMT CAGE MOUNT JE		EA

6' STEEL PLATFORM ASSEMBLY DOUBLE HANDRAIL SNORKEL GUARD

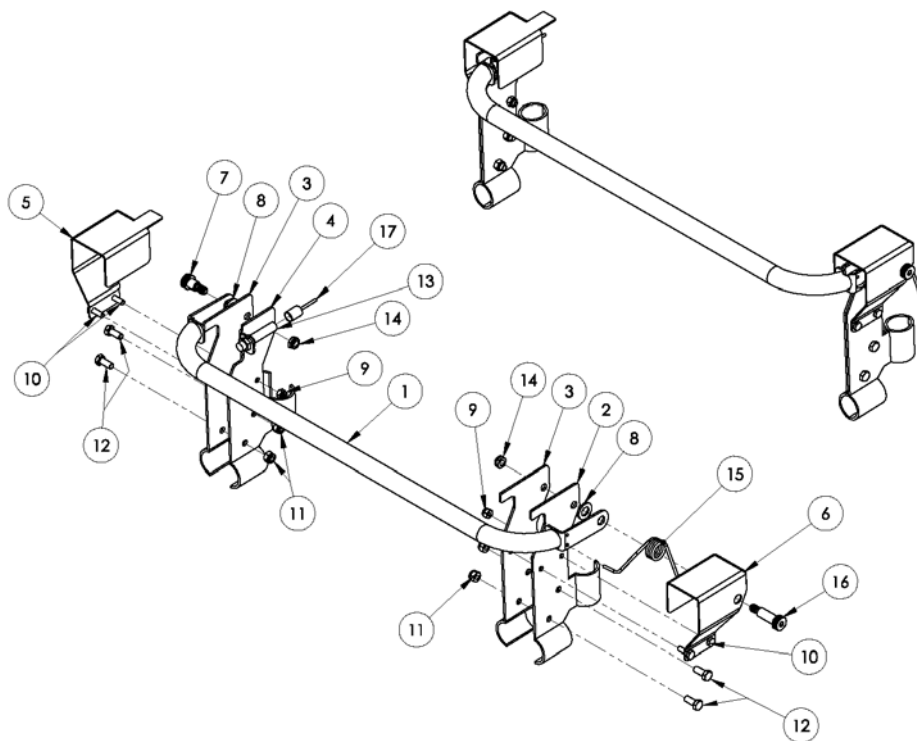
アイテム	部品番号	名前	数量	UOM
8	0261027	ROTATOR ADAPTER PLATE		EA
9	056021 012	Washer, SpringWasher DIN127B M		EA
10	056058 018	BOLT, HEXBOLT DIN 931 M6 X 16MM 8.8 ZP		EA
11	056059 070	Bolt, HexBolt DIN931 M8 x 70mm		EA
12	056064 020	Nut, NylockNut DIN985 M20 10.0		EA
13	056064 024	Nut, NylockNut DIN985 M24 10.0		EA
14	056066 006	Nut NylockNut DIN985 M6 8.0 Zi		EA
15	056066 008	NUT NYLOCKNUT DIN985 M8 8.0 ZP		EA
16	056069 008	WASHER, STEELFLATWASHER DIN12M8 FLAT WASHER DIN 125		EA
17	510595 020	M20 FLAT WASHER DIN 125		EA
18	058492 020	Bolt HexSetScrew DIN933 M8 x 2		EA
19	100468 001	PANEL DECAL MOUNT		EA
20	100478 000 5	LIFT GATE WELDMENT UPRIGHT		EA
21	3020021	Foot Switch		EA
22	3030188	OVERLOAD SENSOR PLATE		EA
23	3040110	NUT LKG HUB .750 SAMEAS 962129		EA
24	3040116	CONN .75 .500 .625		EA
25	512649 280	BOLT,HexBolt,DIN931,M24 x 280m		EA
26	514160 035	Bolt, HexSetScrew DIN933 M12 x 35MM		EA

6' STEEL PLATFORM ASSEMBLY DOUBLE HANDRAIL SNORKEL GUARD

アイテム	部品番号	名前	数量	UOM
27	514214 000 5	WLDMT PLATFORM 6FT W/BUMP GUAR		EA
28	5560288	SCR SLFTPG .250 .50 TYPE B		EA
29	5563075	BLT HEXHD M20 2.5 X 120MM		EA
30	5563135	WSHR FLAT 1 X 1.5 X .125		EA
31	5563310	HWH .25 14 SELF DRILLING X .75		EA
32	5563422	BLT HEXHD .375 16x1.50 GR8 ZP		EA
33	562386	Literature Compartment		EA
34	987119	WSHR LOCK .375		EA
35	100481 000	ROLLER TUBE GATE		EA
36	102271 061	GRIP STRUT		EA
37	116342 000 5	LIFT GATE WELDMENT SHORT UPRIG		EA
38	102373 000 5	BRACKET CHAIN TIE DOWN UPRIGHT		EA
39	102244 000	TOEBOARD CAGE ENTRY		EA
40	0290915	ASSY PLTF CONT BOX A46JRT PG		EA
41	058491 016	BOLT HEXSETSCREW DIN933 M6 X 16MM 8.8 ZP		EA
42	056069 006	WSHR STEELFLATWSHE M6 DIN125A		EA
*	0261173C	PLATFORM ASSY JRT 6FT STL DOUBLE HANDRAIL	REF ONLY	EA
*	A26056A	PLATF INSTALL	REF ONLY	EA

SNORKEL GUARD ASSEMBLY A46JE A46JRT

REPAIR PARTS



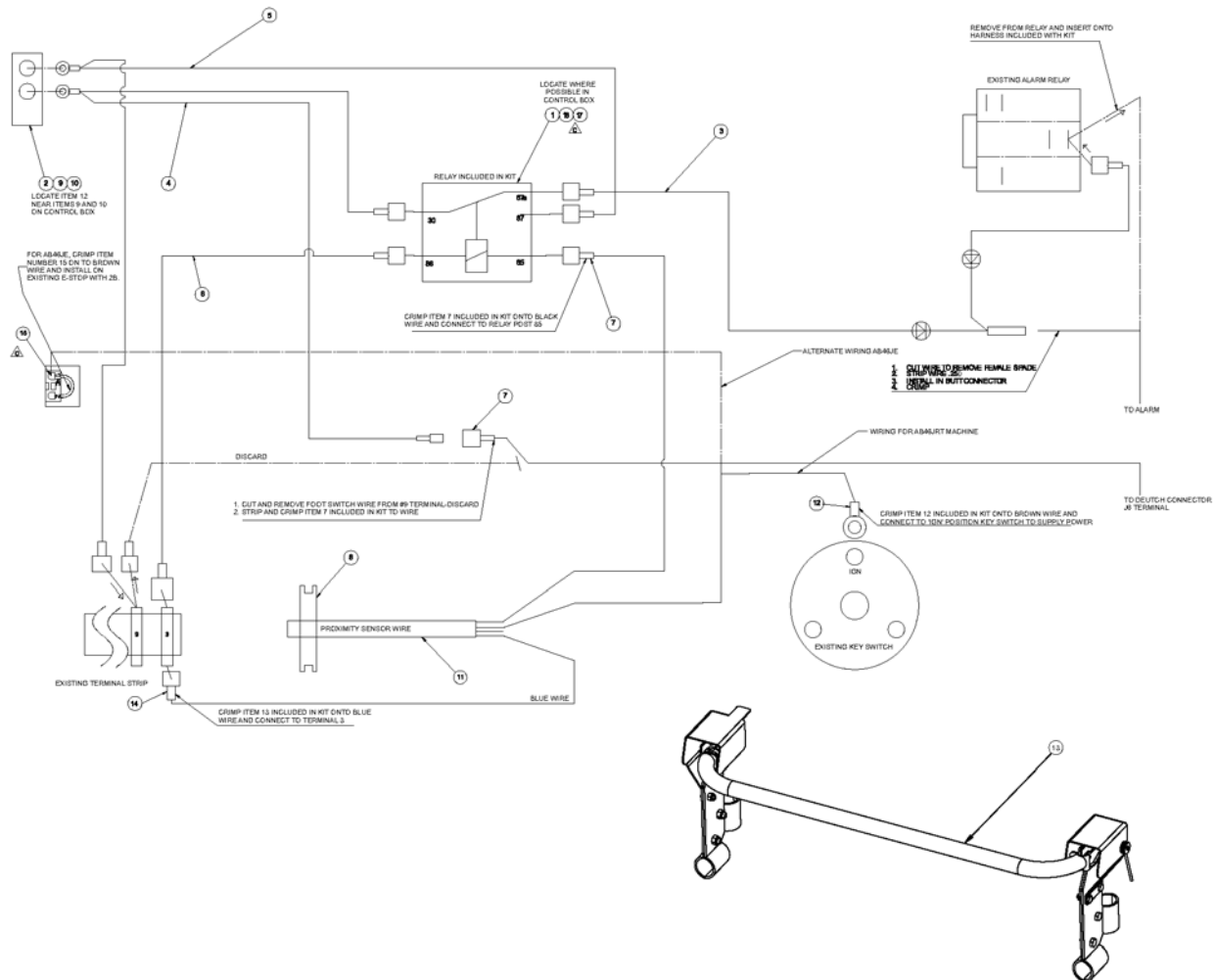
アイテム	部品番号	名前	数量	UOM
	0260850 D	SNORKEL GUARD ASSEMBLY A46JE A46JRT		EA
1	0260840	ACTUATOR BAR WELDMENT	1	EA
2	0260842	CLAMP, MOUNT LH	1	EA
3	0260841	CLAMP, MOUNT RH	2	EA
4	0260843	TUBE MOUNT SWITCH WELDMENT	1	EA
5	0260838	HINGE COVER, LH	1	EA

SNORKEL GUARD ASSEMBLY A46JE A46JRT

アイテム	部品番号	名前	数量	UOM
6	0260839	HINGE COVER, RH	1	EA
7	301403	BOLT SHOULDER .375 .500 GR5	1	EA
8	056069 012	WASHER DIN125A M12 ZP	2	EA
9	5560004	NUT LKG .250 20	4	EA
10	970029	BLT .25 20 .750	4	EA
11	5560031	NUT HEX LKG .313 18	4	EA
12	970239	BLT HEXHD .313 18 .750 GR5	4	EA
13	3028844	IFS241 (IFM PROXY)	1	EA
14	5560123	.375 16UNC THIN HEX LOCK NUT	2	EA
15	0260852	SPRING, GUARD ACTUATOR	1	EA
16	0260857	PIN	1	EA
17	3014753	SNORKEL GUARD SENSOR (CABLE, M12 X 2M L)	1	M

SNORKEL GUARD KIT AB46 SERIES AUGUST 2015 AND BEFORE

REPAIR PARTS



アイテム	部品番号	名前	数量	UOM
	0260853 C	SNORKEL GUARD KIT AB46 SERIES AUGUST 2015 AND BEFORE		EA
1	3040469	RELAY SPDT 12V 30AMP SONG	1	EA
2	3020080	TOGGLE SWITCH	1	EA
3	0113540	ASSY DIODE WIRE	1	EA
4	0113541	ASSY SWITCHED WIRE COMMON	1	EA
5	0113642	SWITCHED WIRE ASSEMBLY	1	EA

SNORKEL GUARD KIT AB46 SERIES AUGUST 2015 AND BEFORE

アイテム	部品番号	名前	数量	UOM
6	0260853	WIRE 16 FEM1881 FEM250	1	EA
7	3040083	TERM FEM250FI 16/14	2	EA
8	5569059	GROMMET .313ID .536DIA X .125GRV	1	EA
9	7030161	DECAL, SNORKEL GUARD OVERRIDE	1	EA
10	7030162	DECAL, OVERRIDE WARNING	1	EA
11	3014753	SNORKEL GUARD SENSOR (CABLE, M12 X 2M L)	REF	M
12	3044161	TERM R10I 16/14	1	EA
13	0260850	A46 SNORKEL GUARD ASSEMBLY	1	EA
14	3046972	TERM FEM188I 22/18	1	EA
15	3049994	TERM SPADE6I 22/16 GA AMP P/N	1	EA
16	5560609	SCR TRHD 10 24 .500	1	EA
17	5560034	NUT LKG 10 24	1	EA

PLACARDS AND DECALS A46JE

REPAIR PARTS

NO IMAGE AVAILABLE
(BOM FOR REFERENCE ONLY)

アイテム	部品番号	名前	数量	UOM
*	0260530 P	PLACARDS AND DECALS A46JE		EA
1	0070901	Serial Number Plate, US Machines	1	EA
2	0070921	Decal, 125 Volts (USA Only)	2	EA
3	0072541	DECAL DANGER DO NOT OPERATE	1	EA
4	0073043	DECAL, OPERATING MANUAL ENCLOS	1	EA
5	0073224	DECAL, NOTICE MANUAL REORDER	1	EA
6	0073492	Decal, rotate while greasing	1	EA
7	0074209	PLACARD, PRE START INSTRUCTION	1	EA
8	0074210	DECAL, DANGER ELEC/TIP HAZARD	1	EA
9	0074311	DECAL DANGER CYLINDER FAILURE	4	EA

PLACARDS AND DECALS A46JE

アイテム	部品番号	名前	数量	UOM
10	0075235	DECAL SIDE LOAD 150 LB	2	EA
11	0083427	Decal, Lifting/Tie Down	4	EA
12	0150452	DECAL DIRECTION ARROWS FWD/RVS	1	EA
13	0150602	DECAL DANGER DESCENDING BOOM	4	EA
14	0150606	Decal, 125 Volts Power To Platform (USA Only)	1	EA
15	0151917	DECAL DIR ARROWS FR MT FWD/RVS	1	EA
16	0161215	*DECAL BATTERY SERVICE INSTRUCTIONS	2	EA
17	0162280	*PLACARD TURN KEY OFF	1	EA
18	0182236	DECAL CAUTN PLAT CONTROLS	1	EA
19	0260437	*DECAL DANGER HI AMP/ELEC	1	EA
20	0323896	DECAL DNGR ELEC HAZARD	1	EA
21	0323897	Decal, Must Not Operate	1	EA
22	0323899	Decal, danger electrical hazar	3	EA
23	416836	DECAL BATTEY CHARGER PLUG	1	EA
24	451986	Decal, Interlocks	2	EA
25	0071927	DECAL, HYDRAULIC OIL	1	EA
26	0073298	Decal, Foam Tyres	2	EA
27	0072531	DECAL, ELECTROCUTION HAZ	1	EA
28	0071425	PLACARD, PLATFORM IDENTIF	1	EA
29	0181562	Decal, Amchine Complies With ANSI (USA Only)	1	EA
30	0072530	DECAL DNGR ELEC HAZARD	1	EA
31	0072277	Placard, lug nut torque	4	EA
32	0074908	Decal, Snorkel Brand Logo	1	EA
33	511070 000	DECAL SNORKEL A46JE	1	EA

PLACARDS AND DECALS A46JE

アイテム	部品番号	名前	数量	UOM
34	0361367	MANUAL RSPNSBLTY A92.6	1	EA
35	0073089	PLAC BATTERY DISCONNECT SWITCH	1	EA
36	569295	DECAL, SNORKEL BRAND LOGO 3.00	4	EA
37	0083426	Decal, Lifting and Tie Down	2	EA
38	0260954	MANUAL OPERATOR A46JE PG	1	EA
39	0260442	DECAL LIFT/TIE DN LCTN AB46	1	EA
40	0261071	DECAL, BATTERY CHARGING INSTR	2	EA

PLACARDS AND DECALS A46JE

REPAIR PARTS

**NO IMAGE AVAILABLE
(BOM FOR REFERENCE ONLY)**

アイテム	部品番号	名前	数量	UOM
*	0260530 Q	PLACARDS AND DECALS A46JE		EA
1	0070901	Serial Number Plate, US Machines	1	EA
2	0070921	Decal, 125 Volts (USA Only)	2	EA
3	0072541	DECAL DANGER DO NOT OPERATE	1	EA
4	0073043	DECAL, OPERATING MANUAL ENCLOS	1	EA
5	0073224	DECAL, NOTICE MANUAL REORDER	1	EA
6	0073492	Decal, rotate while greasing	1	EA
7	0074209	PLACARD, PRE START INSTRUCTION	1	EA
8	0074210	DECAL, DANGER ELEC/TIP HAZARD	1	EA
9	0074311	DECAL DANGER CYLINDER FAILURE	4	EA

PLACARDS AND DECALS A46JE

アイテム	部品番号	名前	数量	UOM
10	0075235	DECAL SIDE LOAD 150 LB	2	EA
11	0083427	Decal, Lifting/Tie Down	4	EA
12	0150452	DECAL DIRECTION ARROWS FWD/RVS	1	EA
13	0150602	DECAL DANGER DESCENDING BOOM	4	EA
14	0150606	Decal, 125 Volts Power To Platform (USA Only)	1	EA
15	0151917	DECAL DIR ARROWS FR MT FWD/RVS	1	EA
16	0161215	*DECAL BATTERY SERVICE INSTRUCTIONS	2	EA
17	0162280	*PLACARD TURN KEY OFF	1	EA
18	0182236	DECAL CAUTN PLAT CONTROLS	1	EA
19	0260437	*DECAL DANGER HI AMP/ELEC	1	EA
20	0323896	DECAL DNGR ELEC HAZARD	1	EA
21	0323897	Decal, Must Not Operate	1	EA
22	0323899	Decal, danger electrical hazar	3	EA
23	416836	DECAL BATTEY CHARGER PLUG	1	EA
24	451986	Decal, Interlocks	2	EA
25	0071927	DECAL, HYDRAULIC OIL	1	EA
26	0073298	Decal, Foam Tyres	2	EA
27	0072531	DECAL, ELECTROCUTION HAZ	1	EA
28	0071425	PLACARD, PLATFORM IDENTIF	1	EA
29	0181562	Decal, Amchine Complies With ANSI (USA Only)	1	EA
30	0072530	DECAL DNGR ELEC HAZARD	1	EA
31	0072277	Placard, lug nut torque	4	EA
32	0074908	Decal, Snorkel Brand Logo	1	EA
33	511070 000	DECAL SNORKEL A46JE	1	EA

PLACARDS AND DECALS A46JE

アイテム	部品番号	名前	数量	UOM
34	0361357	MANUAL RSPNSBLTY A92.6	1	EA
35	0073089	PLAC BATTERY DISCONNECT SWITCH	1	EA
36	569295	DECAL, SNORKEL BRAND LOGO 3.00	4	EA
37	0083426	Decal, Lifting and Tie Down	2	EA
38	0260954	MANUAL OPERATOR A46JE PG	1	EA
39	0260442	DECAL LIFT/TIE DN LCTN AB46	1	EA
40	0261071	DECAL, BATTERY CHARGING INSTR	2	EA

PLACARDS AND DECALS SPANISH NON ANSI

REPAIR PARTS

NO IMAGE AVAILABLE
(BOM FOR REFERENCE ONLY)

アイテム	部品番号	名前	数量	UOM
	0260644 K	SPANISH DECAL PACKAGE CE		EA
1	0070901P	PLAC CAUTN SERIAL NUMBER SPANI	1	EA
2	0070921P	DECAL 125 VOLTS 15 AMPS PACKAG	2	EA
3	0071425ES	PLACARD PLATFORM IDENTIFICATION	1	EA
4	0071927P	DECAL HYDRAULIC OIL SPANISH	1	EA
5	0072277	Placard, lug nut torque	4	EA
6	0072530P	DECAL DANGER ELECTRICAL HAZARD	1	EA
7	0072531P	DECAL DANGER ELECTRICAL HAZARD	1	EA
8	0072541P	DECAL DANGER DO NOT OPERATE SPANISH	1	EA
9	0073043P	DECAL RECORD BOX SPANISH	1	EA

PLACARDS AND DECALS SPANISH NON ANSI

アイテム	部品番号	名前	数量	UOM
10	0073089	PLAC BATTERY DISCONNECT SWITCH	1	EA
11	0073224P	DECAL MANUAL REORDER SPANISH	1	EA
12	0073298P	DECAL DNGR FOAM/SOLID TIRES SP	2	EA
13	0073492P	DECAL ROTATE WHILE GREASING SP	1	EA
14	0074209P	DECAL PRE START INST BOOMS SPA	1	EA
15	0074210P	DECAL DANGER ELEC/TIPPING HAZA	1	EA
16	0074311P	DECAL DANGER CYLINDER FAILURE	4	EA
17	0075235	DECAL SIDE LOAD 150 LB	2	EA
18	0083426	Decal, Lifting and Tie Down	2	EA
19	0083427	Decal, Lifting/Tie Down	4	EA
20	0150448	DECAL ATTACH FALL RESTRAINT	2	EA
21	0150452	DECAL DIRECTION ARROWS FWD/RVS	1	EA
22	0150602P	DECAL DANGER DESCENDING BOOM SPANISH	4	EA
23	0150606P	DECAL 125V 15AMP PWR TO PLATF	1	EA
24	0151917	DECAL DIR ARROWS FR MT FWD/RVS	1	EA
25	0161213P	DECAL DANGER HI AMP/ELEC HAZAR	1	EA
26	0161215P	DECAL BATTERY SERVICE INST SPA	2	EA
27	0162280P	PLAC TURN KEY OFF TO PSV BTRY	1	EA

PLACARDS AND DECALS SPANISH NON ANSI

アイテム	部品番号	名前	数量	UOM
28	0163173P	DECAL BATTERY CHARGING INST SP	2	EA
29	0181562ES	DECAL MACH COMPLIES WITH ANSI	1	EA
30	0182236P	DECAL CAUTION PLAT CONTROL SPANISH	1	EA
31	0260437P	DECAL DANGER HI AMP/ELEC SPANI	1	EA
32	0260442P	DECAL HOISTING AB46JRT AB46JE	1	EA
33	0323896P	DECAL DNAGER ELEC HAZARD SPANI	1	EA
34	0323897P	DECAL DANGER YOU MUST NOT OPER	1	EA
35	0323899P	DECAL DANGER ELECTRICAL HAZARD	3	EA
36	416836P	DECAL BTRY CHARGE 115V ONLY SPANISH	1	EA
37	451986P	DECAL DNGR DO NOT ALTER SW SPA	2	EA
38	511070 000	DECAL SNORKEL A46JE	1	EA
39	512263 000	DECAL LOGO SNORKEL	1	EA
40	569295	DECAL, SNORKEL BRAND LOGO 3.00	2	EA

REPAIR PARTS

NO IMAGE AVAILABLE
(BOM FOR REFERENCE ONLY)

アイテム	部品番号	名前	数量	UOM
	0260655 E	LANGAUGE KIT SPANISH A46E		EA
1	0260644	DECAL PACKAGE SPANISH (NOT SHOWN)	1	EA
2	0260954ES	MANUAL OPERATOR A46JE PG SPAN	1	EA
3	7030067	SPANISH SHIPPING INFO	1	EA
4	7030161 ES	DECAL, SNORKEL GUARD OVERRIDE,	1	EA
5	7030162 ES	DECAL WARNING SNORKEL GUARD, S	1	EA
6	0261042 ES	DCL, SNRKL GUARD OVERRIDE SPAN	1	EA
7	0361367	MANUAL RSPNSBLTY A92.6	1	EA

DECAL PLACARD AB46JE FRENCH INSTALLATION SEPTEMBER 2019 AND AFTER

REPAIR PARTS

NO IMAGE AVAILABLE (BOM FOR REFERANCE ONLY)

アイテム	部品番号	名前	数量	UOM
*	0261247 B FR	DECAL PLACARD AB46JE FRENCH INSTALLATION SEPTEMBER 2019 AND AFTER		EA
1	0070901FR	PLAC CAUTN SERIAL NUMBER	1	EA
2	0070921FR	DECAL 125 VOLTS 15 AMPS PACKAG	2	EA
3	0072541FR	DECAL DANGER DO NOT OPERATE	1	EA
4	0073043FR	DECAL MANUAL HOLDER	1	EA
5	0073224FR	DECAL NOTICE MANUAL RE ORDER	1	EA
6	0073492FR	DECAL ROTATE WHILE GREASING	1	EA
7	0074209FR	DECAL PRE START INSTR BOOMS	1	EA
8	0074210FR	DECAL DNGR ELEC/TIPPING HAZARD	1	EA
9	0074311FR	DECAL DNGR CYLINDER FAILURE	4	EA
10	0075235	DECAL SIDE LOAD 150 LB	2	EA
11	0083427	Decal, Lifting/Tie Down	4	EA
12	0150452	DECAL DIRECTION ARROWS FWD/RVS	1	EA
13	0150602FR	DECAL DNGR DESCENDING BOOM	4	EA
14	0150606FR	DECAL 125V 15AMP PWR TO PLATF	1	EA
15	0151917	DECAL DIR ARROWS FR MT FWD/RVS	1	EA

DECAL PLACARD AB46JE FRENCH INSTALLATION SEPTEMBER 2019 AND AFTER

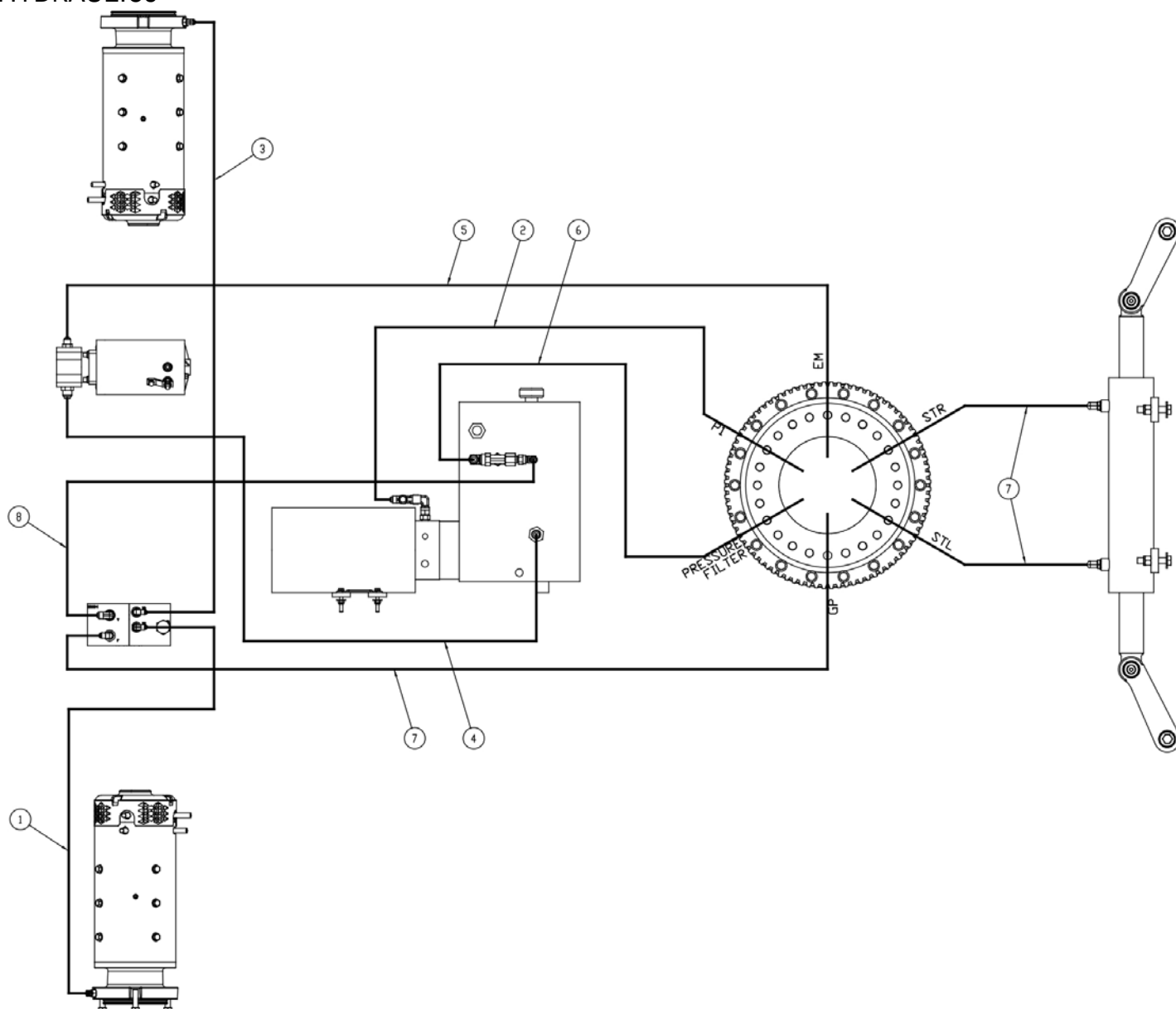
アイテム	部品番号	名前	数量	UOM
16	0161215F	DECAL BATTERY SERVICE INSTR FR	2	EA
17	0162280FR	PLAC TURN KEY OFF TO PSV BTRY	1	EA
18	0182236FR	DECAL CAUTN PLAT CONTROLS	1	EA
19	0260437FR	DECAL DNGR HI AMP/ELEC FRENCH	1	EA
20	0323896FR	DECAL DNGR ELEC HAZARD	1	EA
21	0323897FR	DECAL DNGR YOU MUST NOT OPR	1	EA
22	0323899FR	DECAL DNGR ELEC HAZARD	3	EA
23	416836FR	DECAL BTRY CHARGE 115V ONLY FR	1	EA
24	451986FR	DECAL DNGR DO NOT ALTER SW	2	EA
25	0071927FR	DECAL HYDRAULIC OIL	1	EA
26	0073298FR	DECAL DNGR FOAM/SOLID TIRES	2	EA
27	0072531FR	DECAL DNGR ELEC HAZARD	1	EA
28	0071425FR	PLAC PLATF IDENTIFACTION	1	EA
29	0072530FR	DECAL DNGR ELEC HAZARD	1	EA
30	0072277FR	PLAC LUG NUT TRQ 200 225T LB	4	EA
31	0074908	Decal, Snorkel Brand Logo	1	EA
32	511070 000	DECAL SNORKEL A46JE	1	EA
33	0361367	MANUAL RSPNSBLTY A92.6	1	EA
34	0073089	PLAC BATTERY DISCONNECT SWITCH	1	EA
35	569295	DECAL, SNORKEL BRAND LOGO 3.00	4	EA
36	0083426	Decal, Lifting and Tie Down	2	EA

DECAL PLACARD AB46JE FRENCH INSTALLATION SEPTEMBER 2019 AND AFTER

アイテム	部品番号	名前	数量	UOM
37	0260442FR	DECAL LIFT/TIE DN LCTN AB46	1	EA
38	0261071FR	DECAL, BATTERY CHARGING INSTR	2	EA
39	0260998 FR	MANUAL OPERATOR FR CE A46JE PG	1	EA

CHASSIS HOSE ASSEMBLY A46JE PG OCTOBER 2019 AND AFTER

HYDRAULICS



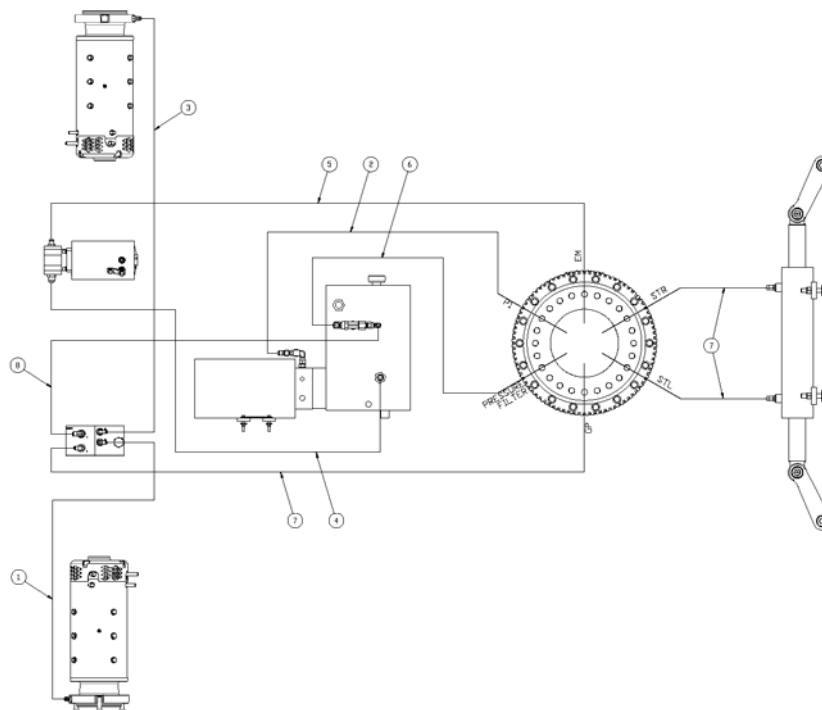
アイテム	部品番号	名前	数量	UOM
	0260867 P3	CHASSIS HOSE ASSEMBLY A46JE PG OCTOBER 2019 AND AFTER		EA
1	0020280	HOSE 4 4S 4S 23.5 (SEE PAGE 2)	1	EA
2	0060305	HOSE 6 6S 6S 60 100R2	1	EA
3	0070772	3/8 I.D. HOSE ASSEMBLY	1	EA

CHASSIS HOSE ASSEMBLY A46JE PG OCTOBER 2019 AND AFTER

アイテム	部品番号	名前	数量	UOM
4	0070791	HOSE 8 8S 8S 20.5 100R2	1	EA
5	0090402	HOSE 6 6S 6S 108 100R2 (SEE PAGE 2)	1	EA
6	0180784	HOSE 8 8S 8S 72 SP	1	EA
7	0181163	HOSE 4 4S 4S 103 100R2	3	EA
8	0020275	HOSE 6 6S 6S 16 100R2	1	EA
9	A26034A	CHASSIS ASSY A46JE PG DRAWING ONLY	0	EA

CHASSIS ASSEMBLY A46JE PG/ ANSI/ CE AFTER S/N A46JE-04-000159

HYDRAULICS



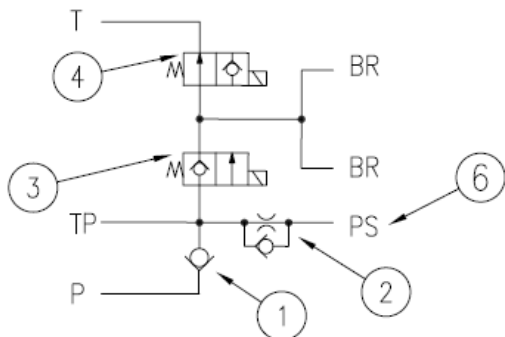
アイテム	部品番号	名前	数量	UOM
	0260867 N	CHASSIS ASSEMBLY PG A46JE		EA
1	0020280	HOSE 4 4S 4S 23.5 (SEE PAGE 2)	1	EA
2	0060305	HOSE 6 6S 6S 60 100R2	1	EA
3	0070772	3/8 I.D. HOSE ASSEMBLY	1	EA
4	0070791	HOSE 8 8S 8S 20.5 100R2	1	EA
5	0090402	HOSE 6 6S 6S 108 100R2 (SEE PAGE 2)	1	EA

CHASSIS ASSEMBLY A46JE PG/ ANSI/ CE AFTER S/N A46JE-04-000159

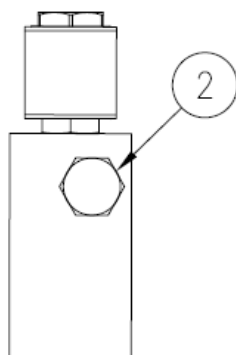
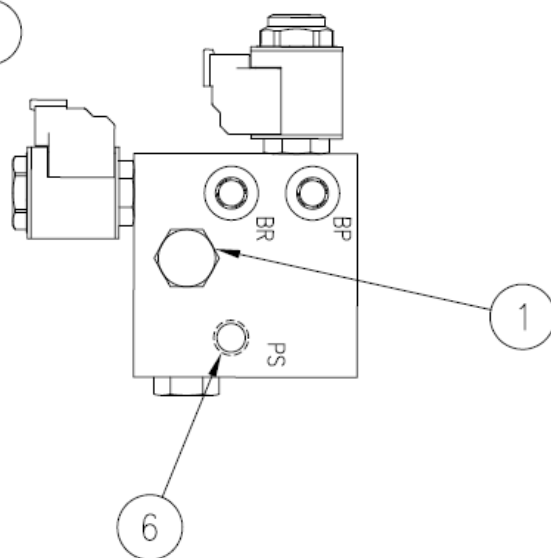
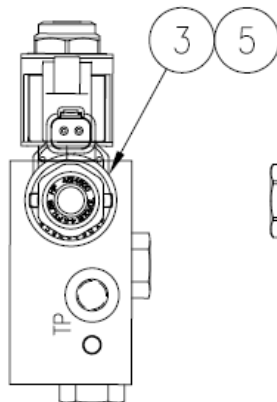
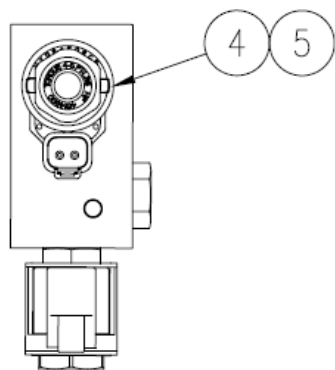
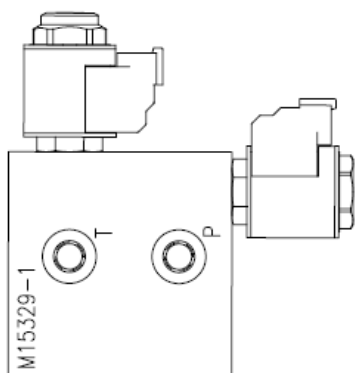
アイテム	部品番号	名前	数量	UOM
6	0180784	HOSE 8 8S 8S 72 SP	1	EA
7	0181163	HOSE 4 4S 4S 103 100R2	3	EA
8	5018920	HOSE 6 6FORFF 6FORFF 30 100R15	1	EA
Not Shown	A26034A Q	CHASSIS ASSEMBLY PG A46JE (DRAWING)		EA

BRAKE VALVE BEFORE A46JE-04-000159

HYDRAULICS



HYDRAULIC SCHEMATIC



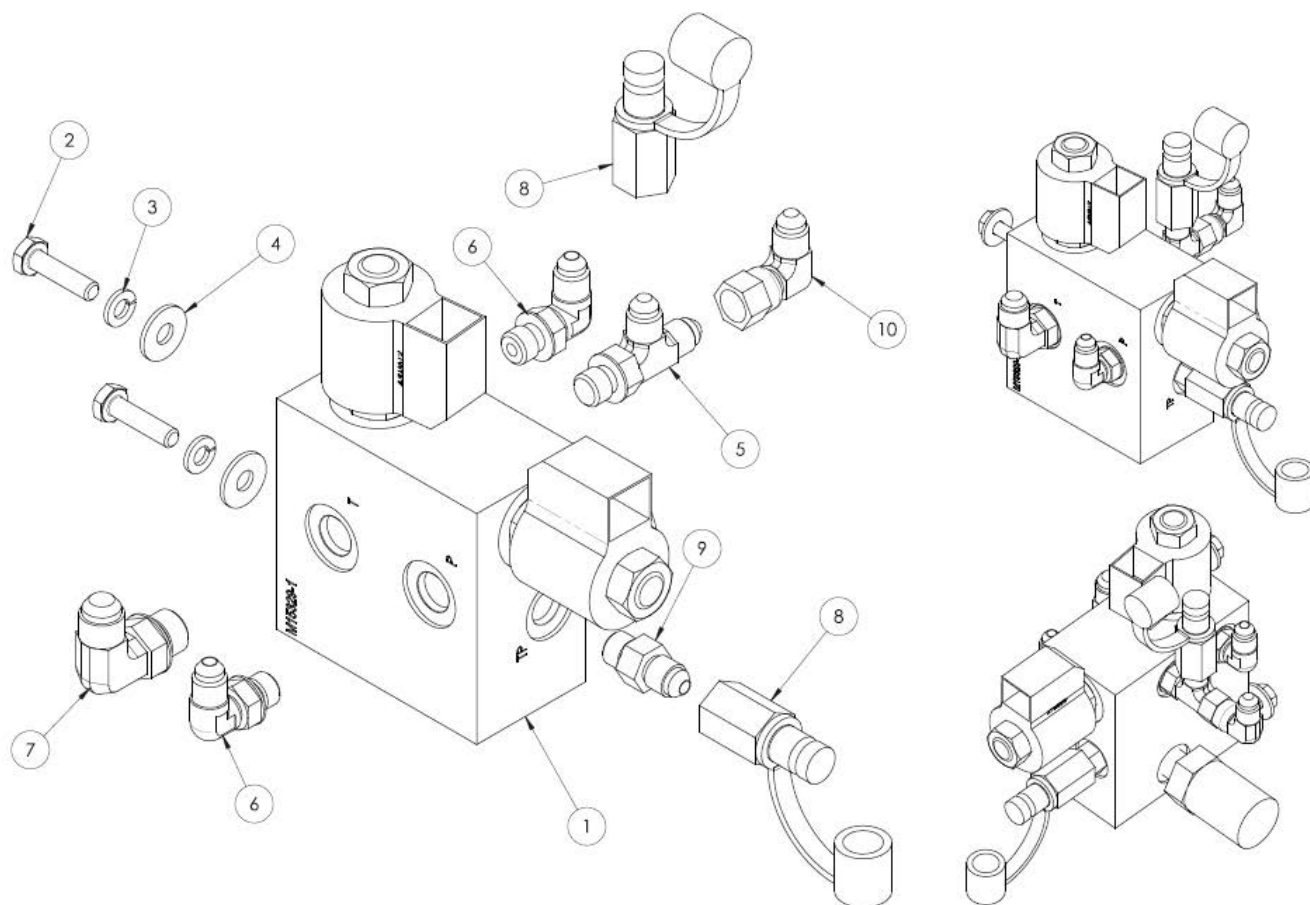
アイテム	部品番号	名前	数量	UOM
	0260041 B	BRAKE VALVE ASSEMBLY EMERGENCY DRIVE		EA
1	561176	VALVE CART CHECK	1	EA

BRAKE VALVE BEFORE A46JE-04-000159

アイテム	部品番号	名前	数量	UOM
2	3028856	VBG 1808 .020 ORFICE CHECK VALVE	1	EA
3	583976	VALVECART 2 WAY N/C POPPET 08	1	EA
4	583966	VALVECART 2 WAY N/O SV08 21	1	EA
5	6019180	Coil 08 12V Deutsch DT Connector	1	EA
6	3028855	PRESSURE SWITCH BRAKE RELEASE	2	EA

BRAKE VALVE ASSEMBLY

HYDRAULICS



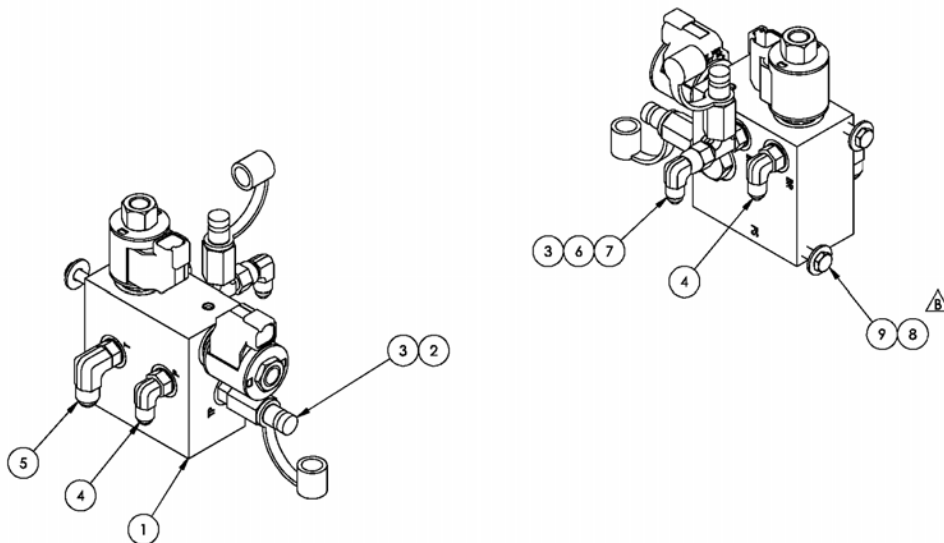
アイテム	部品番号	名前	数量	UOM
1	0260463 C	BRAKE VALVE ASSEMBLY	1	EA
	0260041	BRAKE VALVE ASSEMBLY, E DRIVE		EA
2	970049	BLT HEXHD .250 20 1.00 GR5 GRADE 5 PLT SAME AS 970189	2	EA

BRAKE VALVE ASSEMBLY

アイテム	部品番号	名前	数量	UOM
3	987099	WSHR LOCK .250	2	EA
4	986019	WSHR FLAT .250	2	EA
5	5036103	ADAPTER TEE 4 SAE 4 JIC 4 JIC	1	EA
6	5035303	FTG ELB90STRTHD 4B 4S STL	2	EA
7	5035321	FTG ELB90STRTHD 4B 6S STL	1	EA
8	5070005	FTG NIP DIGN 4S FEM PD345 6 W/DUST CAP	2	EA
9	5065703	FTG ADPTR STRTHD 4B 4S STL	1	EA
10	5037003	FTG ELB90SWVL 4S 4S STL	1	EA

BRAKE VALVE ASSEMBLY PG A46JE-04-000159 AND AFTER

HYDRAULICS



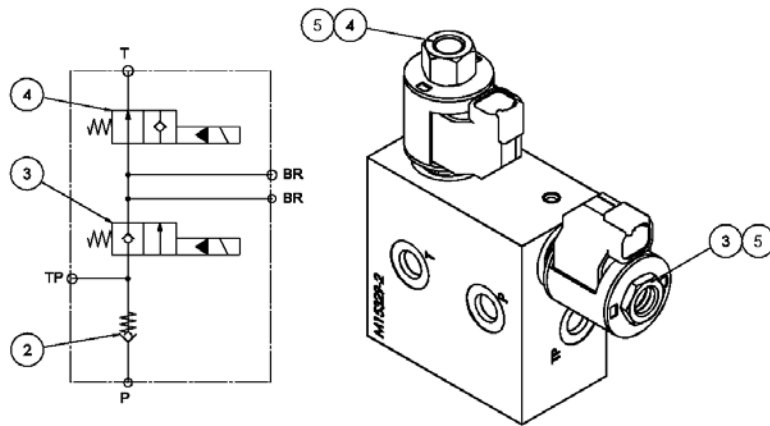
アイテム	部品番号	名前	数量	UOM
Not Shown	0261046 B	BRAKE VALVE ASSEMBLY PG		EA
1	0261045	BRAKE VALVE A46JE PG	1	EA
2	5065703	FTG ADPTR STRTHD 4B 4S STL	1	EA
3	5070005	FTG NIP DIGN 4S FEM PD345 6 W/DUST CAP	2	EA
4	5035303	FTG ELB90STRTHD 4B 4S STL	2	EA
5	5035321	FTG ELB90STRTHD 4B 6S STL	1	EA
6	5036103	ADAPTER TEE 4 SAE 4 JIC 4 JIC	1	EA
7	5037003	FTG ELB90SWVL 4S 4S STL	1	EA

BRAKE VALVE ASSEMBLY PG A46JE-04-000159 AND AFTER

アイテム	部品番号	名前	数量	UOM
8	986019	WSHR FLAT .250	2	EA
9	970049	BLT HEXHD .250 20 1.00 GR5 GRADE 5 PLT SAME AS 970189	2	EA

BRAKE VALVE PG CE AFTER A46JE-01-010860

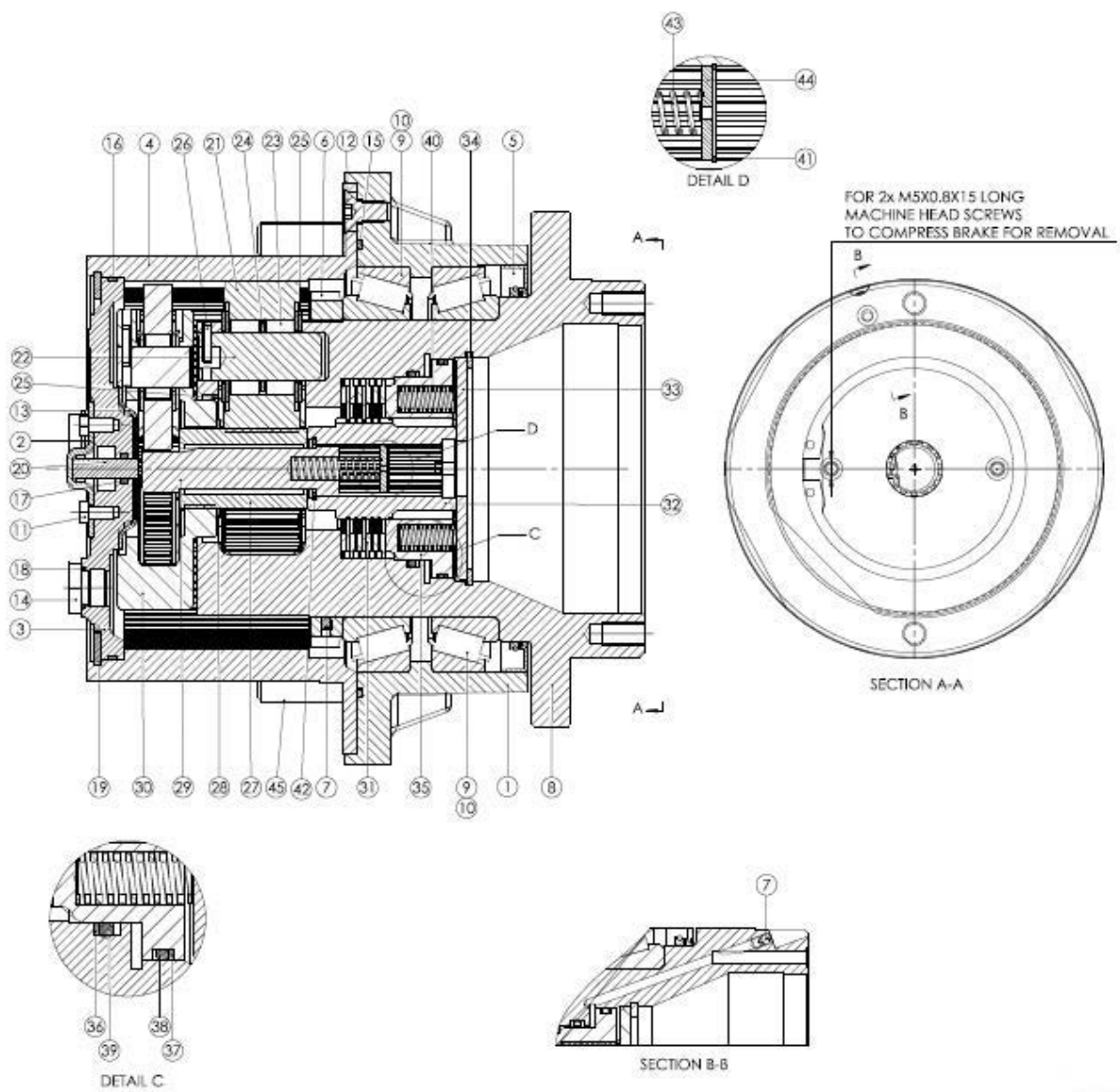
HYDRAULICS



アイテム	部品番号	名前	数量	UOM
Not Shown	0261045 A	BRAKE VALVE		EA
2	561176	VALVE CART CHECK	1	EA
3	583976	VALVE CART 2 WAY N/C POPPET 08	1	EA
4	583966	VALVE CART 2 WAY N/O SV08 21	1	EA
5	6019180	Coil 08 12V Deutsch DT Connector	2	EA

TORQUE DRIVE HUB OMNI GEAR

HYDRAULICS

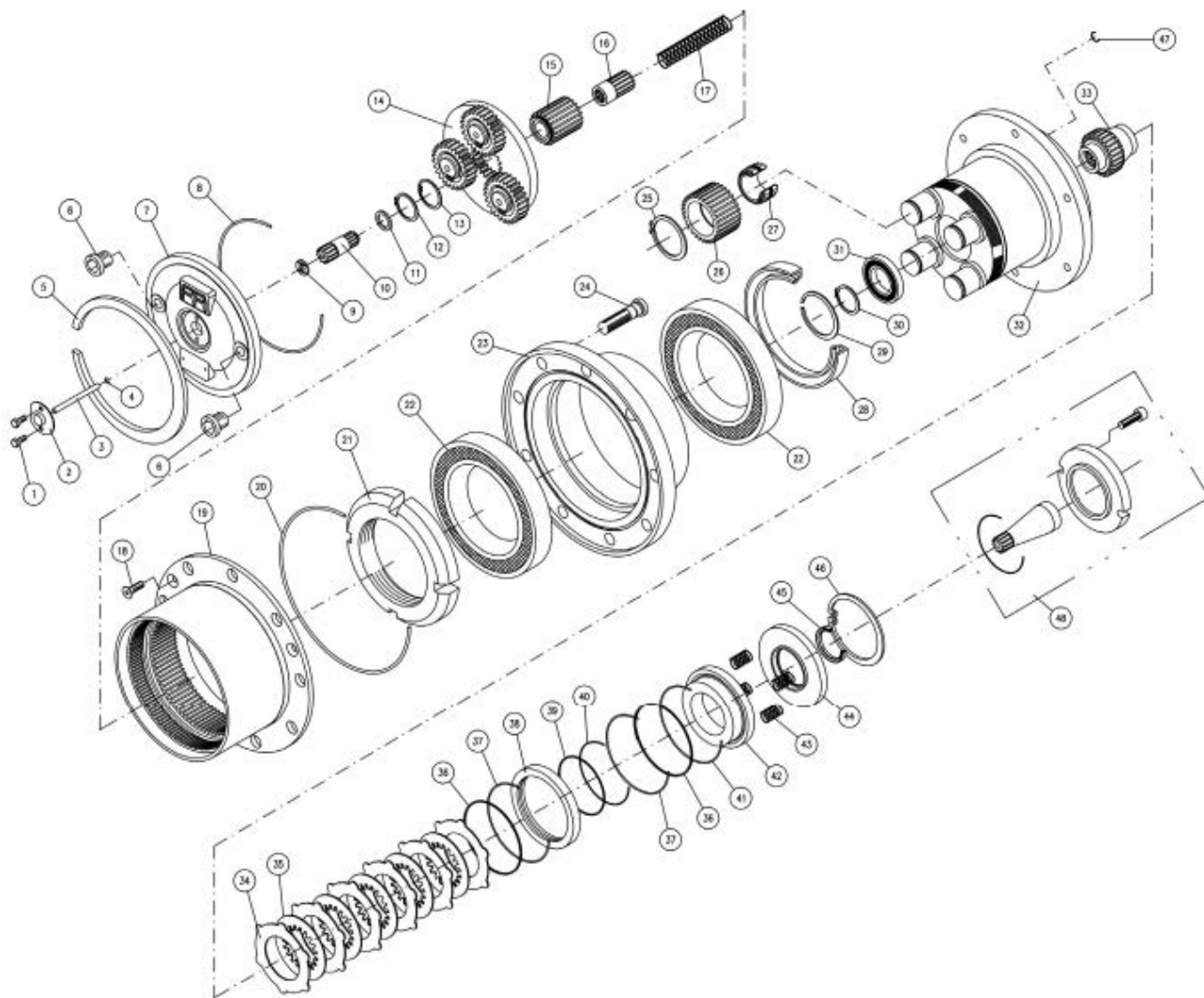


アイテム	部品番号	名前	数量	UOM
	116324 000 A	TORQUE DRIVE HUB A46JE A46JRT	1	EA
*	7220056	BRAKE KIT TORQUE HUB OMNI GEAR 116324 000	1	EA
*	7220055	KIT SEAL TORQUE HUB OMNI GEAR 116324 000	1	EA
1	8010399	HOUSING VB07 H1	1	EA
2	8010401	CAP LOCKOUT VB07	1	EA
3	8010400	CAP END VB07	1	EA
4	8010402	GEAR RING VB07 119T	1	EA
5	8010412	SEAL OIL; 0637 60008	1	EA
6	056066 014	NUT NYLOCK DIN985 M14 8.0 ZINC PLTD	1	EA
7	058490 000	SET SCREW, M5 X 0.8 X 6	4	EA
8	8010406	SPINDLE VB07	1	EA
9	8010409	BEARING CONE 32928	2	EA
10	8010408	BEARING CUP 32928	2	EA
11	056058 012	BLT HEXBOLT 6MM X 12MM DIN931 GR8.8 ZP	2	EA
12	512727 020	CAPSCREW, MACH. HD. M10 X 1.5 X 20	3	EA
13	8010444	THRUSTWASHER SUN VB07	1	EA
14	8010421	FLANGE PLUG MAGNETIC; M18 X 1.5	2	EA
15	8010414	SEAL O RING; 172	1	EA
16	8010411	SEAL O RING 166	1	EA
17	8010413	SEAL O RING; 110	3	EA
18	8010417	O RING (113) VITON MAT'L	2	EA
19	8010432	SNAP RING; GB#180; INTERNAL	1	EA
20	8010434	PLUNGER; VB07	1	EA

アイテム	部品番号	名前	数量	UOM
21	8010404	GEAR PLANET VB07 46T LS	3	EA
22	8010407	SHAFT SEC. PLANET VB07	3	EA
23	8010410	BEARING NEEDLE VB07	84	EA
24	8010418	SPACER BEARING; VB07 2.2 THICK	3	EA
25	8010443	WASHER BRG RETAINING VB07 1.5MM	12	EA
26	8010419	ROLL PIN HD; 4MM X19	3	EA
27	8010405	GEAR SUN VB07 25T LS	1	EA
28	8010429	SNAP RING; GB#40	1	EA
29	8010403	INPUT SHAFT VB07 13T	1	EA
30	8010422	CARRIER ASSY; VB07 PRI 10.15	1	EA
31	8010428	BRAKE ASSY; VB07	1	EA
32	8010440	BRAKE ROTOR; VB07	1	EA
33	8010436	PLATE SPRING RETAINING VB07	1	EA
34	8010430	SNAP RING; GB#105; INTERNAL	1	EA
35	8010441	HYDRAULIC PISTON; VB07	1	EA
36	8010438	BACKUP RING; VB07	1	EA
37	8010437	BACKUP RING; VB07	1	EA
38	8010415	SEAL O RING 154	1	EA
39	8010416	SEAL O RING; 237	1	EA
40	8010442	SPRING; VB07	12	EA
41	8010431	SNAP RING; GB#19; INTERNAL	1	EA
42	8010432	SNAP RING; GB#180; INTERNAL	1	EA
43	8010439	SPRING; VB07	1	EA
44	8010435	PLUG SPRING RETAINING VB07	1	EA
45	8010420	STUD; 5/8 18 UNFX2A	9	EA

TORQUE DRIVE HUB REGGIANNA RIDUTTORI A46JE A46JRT

HYDRAULICS

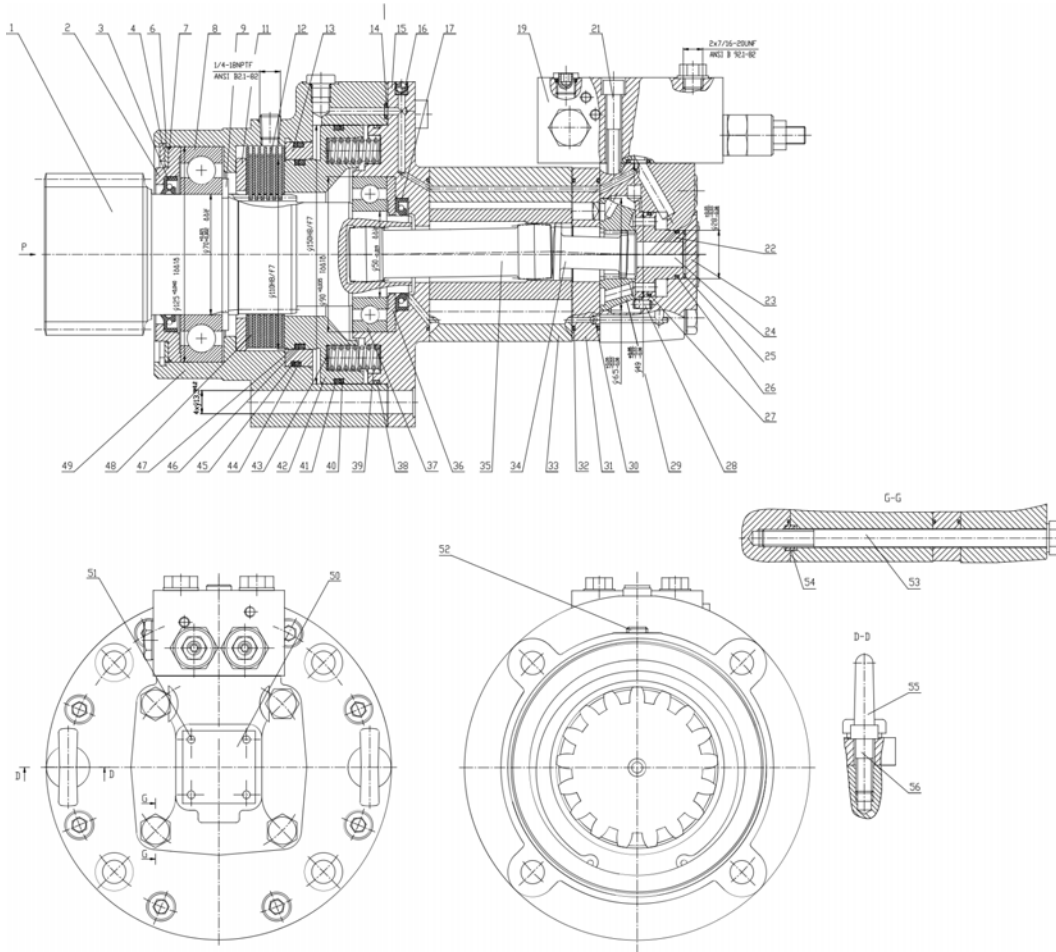


アイテム	部品番号	名前	数量	UOM
	116324 000 A	TORQUE DRIVE HUB A46JE A46JRT	1	EA
1	8180336	SCREW	2	EA
2	8180337	COVER	1	EA
3	8180338	PIN	1	EA
4	8180339	O RING	1	EA
5	8180340	RETAINING RING	1	EA
6	8180341	STEEL PLUG	2	EA
7	8180342	COVER	1	EA
8	8180343	O RING	1	EA
9	8180344	SHIMMING	1	EA
10	8180345	PINION	1	EA
11	8180346	SHIMMING	1	EA
12	8180347	SEEGER	1	EA
13	8180348	SEEGER	1	EA
14	8180349	COMPLETE RED R=1:11	1	EA
15	8180350	PINION	1	EA
16	8180351	HALF SHAFT	1	EA
17	8180352	SPRING	1	EA
18	8180353	SCREW	3	EA
19	8180354	PLANETARY RING	1	EA
20	8180355	O RING	1	EA
21	8180356	RING NUT	1	EA
22	8180357	BEARING	2	EA
23	8180358	HUB SUPPORT	1	EA
24	8180359	COLUMN	9	EA
25	8180360	SEEGER	4	EA

アイテム	部品番号	名前	数量	UOM
26	8180361	PLANETARY WHEEL R=1:5.2	4	EA
27	8180362	BEARING	4	EA
28	8180363	SEAL RING	1	EA
29	8180364	RETAINING RING	1	EA
30	8180365	SEEGER	1	EA
31	8180366	BEARING	1	EA
32	8180367	CASTING	1	EA
33	8180368	INPUT SHAFT	1	EA
34	8180369	STEEL DISC BRAKE	6	EA
35	8180370	CENTERED DISC BRAKE	5	EA
36	8180371	PARBAK	2	EA
37	8180372	O RING	2	EA
38	8180373	BRAKE SPACER	1	EA
39	8180374	PARBAK	1	EA
40	8180375	O RING PARKER	1	EA
41	8180376	O RING	1	EA
42	8180377	BRAKE PISTON	1	EA
43	8180378	SPRING BRAKE	2	EA
44	8180379	SPACER	1	EA
45	8180380	SEAL RING	1	EA
46	8180381	SEEGER	1	EA
47	8180382	O RING	1	EA
48	8180383	SAE B INPUT	1	EA
Not Shown	7220051	SEAL KIT TORQUE HUB R&R – NOT SHOWN	1	EA

SWING DRIVE ASSEMBLY NOVEMBER 2015 AND BEFORE

HYDRAULICS



Item	Part	Snorket P/N	Number
1	Shaft SV500350V	6091612	1
2	Cover ELB/350	6091601	1
3	Shaft Seal 70x90x10	6091601	1
4	Retaining ring M25		1
6	Back up washer ELB/350		1
7	"O" Ring 11803		1
8	Bearing 6214 125/70024	6091613	1
9	Retaining ring 375		1
11	Support ring ELB/350	6091614	1
12	Separator plate ELB/314	6091615	7
13	Bushing ELB/350		1
14	"O" Ring 652		1
15	Flange SV500350V-series 4		1
16	Cutting-edge Plug 6		2
17	Shaft Seal 4506507	6091605	1
19	Valve block 10251x250/A-series 4	6019292	1
21	Screw 18050- 12.9		4
22	Balance Plate MS-series 4	6091610	1
23	Cover MS 475-series 4	6091623	1
24	Spacer MS-series 3		1
25	Spring washer		1
26	"I" Ring 2402		1
27	"I" Ring 4502		1
28	Pin 5210		1
29	Valve Plate EPMS	6091609	1
30	Ball 5		2
31	Chonel Plate		1
32	"O" Ring 8302		3
33	Gear Wheel Set SV500-series 2	6091607	1
34	Valve drive II EPMS 475	6091608	1
35	Carbon Shaft EPMS 230	6091622	1
36	Support ring SV500-06	6091604	1
37	Bearing 6209 30050020	6091603	1
38	"I" Ring 141802.62		1
39	Spring ELB/314-2	6091602	22
40	Back up ring 143.3303		1
41	"I" Ring 142.4703.53		1
42	Piston SV500350V-series 4		1
	Washer 14/0.3	6091618	
43	Washer 14/0.4 (select at assembling)	6091619	-
	Washer 14/0.5	6091620	
	Washer 14/1.5		
44	"O" Ring 123.4203.53		1
45	Back up ring 124.2803		1
46	"O" Ring 101.1903.53		1
47	Back up ring 101.7503		1
48	Friction plate ELB/314	6091616	6
	Housing ELB 350-ser.4		1
50	Name plate Motor-Brake-Valve 42-42		1
51	Rivet 2005		4
52	Plug 1/4-NPTF		2
53	Screw 1100165- 12.9		4
54	Bushing		2
55	Ring screw 18		2
56	Screw 110030-10.9		8
	Seal Kit	6091621	

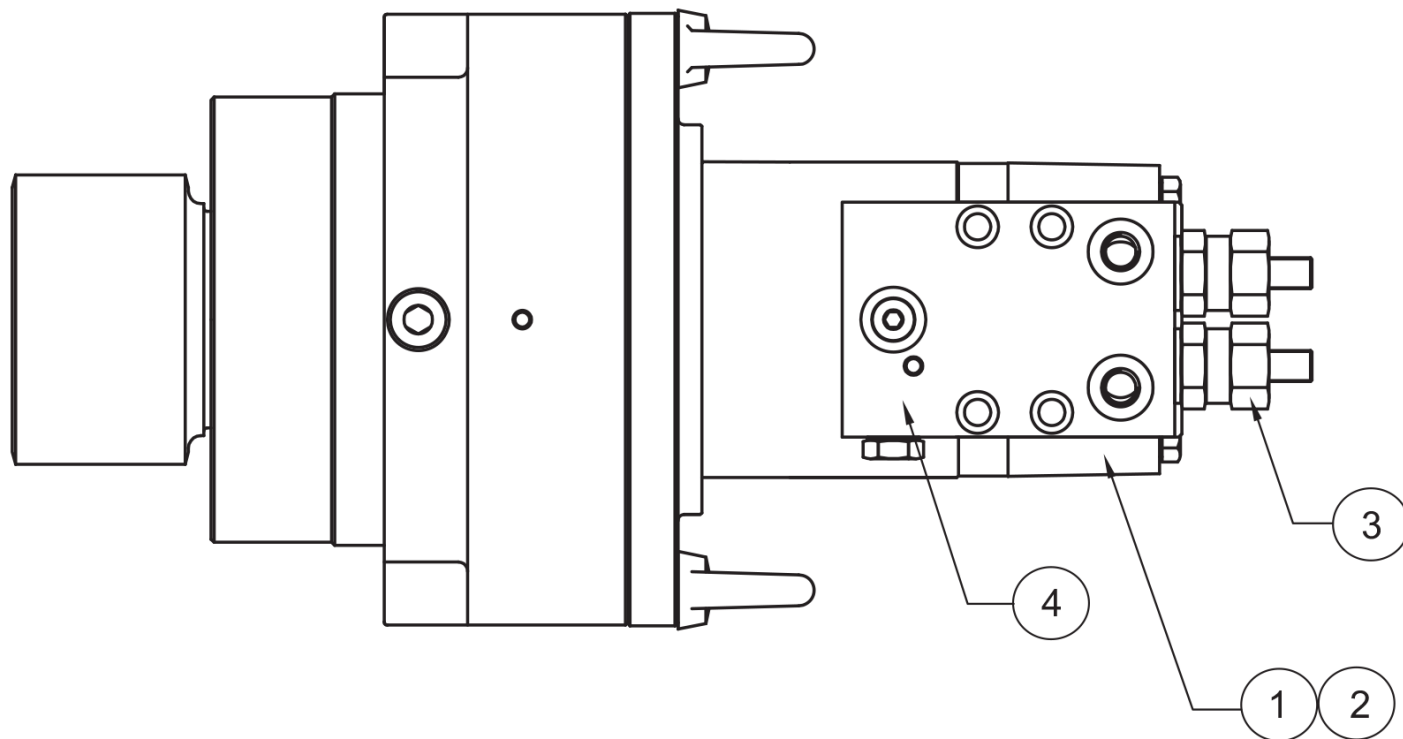
アイテム	部品番号	名前	数量	UOM
	0260335 C	SWING DRIVE ASSEMBLY NOVEMBER 2015 AND BEFORE		EA
1	6091612	SHAFT ELB/350	1	EA
3	6091601	SHAFT SEAL A70X90X10	1	EA
8	6091613	BEARING	1	EA
11	6091614	SUPPORT RING ELB/350	1	EA
12	6091615	SEPARATOR PLATE ELB/314	7	EA
17	6091605	SHAFT SEAL	1	EA
19	6019292	VALVE BLOCK FOR 0260335 SWING DRIVE	1	EA

SWING DRIVE ASSEMBLY NOVEMBER 2015 AND BEFORE

アイテム	部品番号	名前	数量	UOM
22	6091610	BALANCE PLATE EPMS SER.3	1	EA
23	6091623	COVER EPMS 475 SER 4	1	EA
29	6091609	VALVE PLATE EPMS	1	EA
33	6091607	GEAR WHEEL SET SW 500 SER.2	1	EA
34	6091608	VALVE DRIVE II EPMS 475	1	EA
35	6091622	CARDAN SHAFT EMPH 250 SER 4	1	EA
36	6091604	SUPPORT RING SW500 06	1	EA
37	6091603	BEARING	1	EA
39	6091602	SPRING ELB/314 2	22	EA
43.1	6091618	WASHER ?=03 MM	A/R	EA
43.2	6091619	WASHER ?=04 MM	A/R	EA
43.3	6091620	WASHER ?=05 MM	A/R	EA
48	6091616	FRICTION PLATE ELB/314	6	EA
49	6091621	SEAL KIT	1	EA

SWING DRIVE A46JE A46JRT

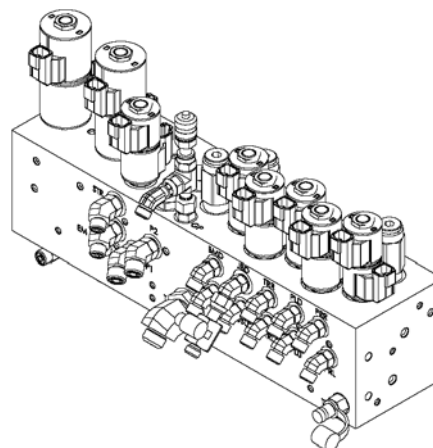
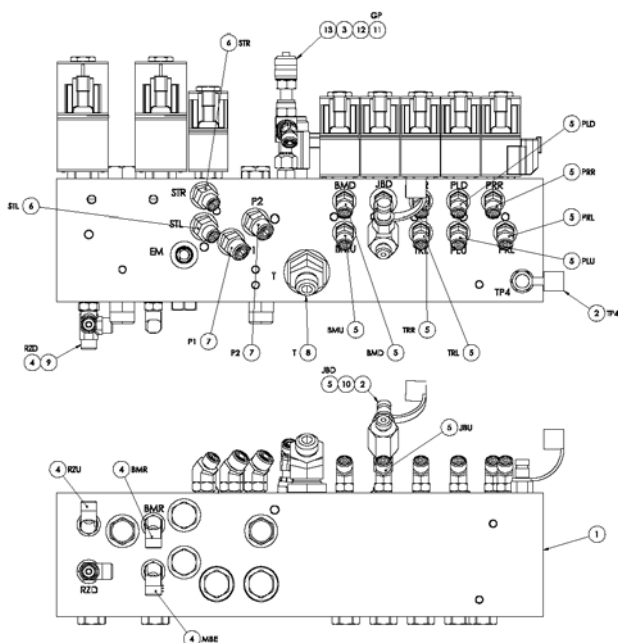
HYDRAULICS



アイテム	部品番号	名前	数量	UOM
	0260920 A	SWING DRIVE A46 DECEMBER 2015 AND AFTER		EA
1	6091704	SEAL KIT FOR 0260920 Z3 SWING DRIVE	1	EA
2	6091705	BMSY MOTOR FOR 0260920 Z3 SWING DRIVE	1	EA
3	6091706	COUNTER BALANCE CARTRIDGE FOR 0260920 Z3 SWING DRIVE	2	EA
4	6091707	VALVE FOR 0260920 Z3 SWING DRIVE	1	EA

MAIN VALVE E-DRIVE ASSEMBLY ORFF

HYDRAULICS



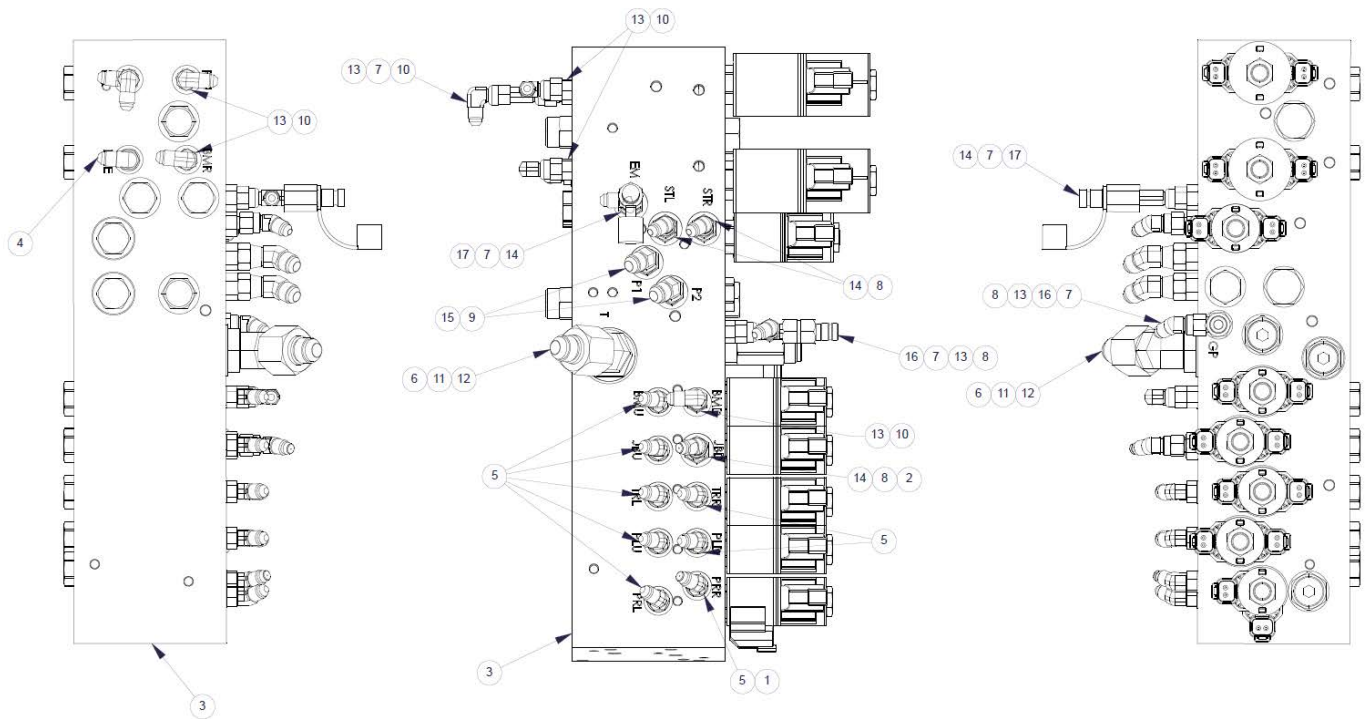
アイテム	部品番号	名前	数量	UOM
	0261037 A	MAIN VALVE E DRIVE ORFF ASSEMBLY		EA
1	0260046	HYDRAFORCE MANIFOLD	1	EA
2	5070006	FTG NIP DIGN 4B	2	EA
3	5033035	TEE RUN SWVL, 4FORRFS X 4FORFS X 4 MORFS	1	EA
4	100434 002	FITTING 4MORFF X 4MORB 90 °	3	EA
5	100433 001	FTG 4MB X 4MORFF 45 °	10	EA

MAIN VALVE E-DRIVE ASSEMBLY ORFF

アイテム	部品番号	名前	数量	UOM
6	100433 002	FTG, 45 ° , 4MORFF X 6MORB	2	EA
7	100433 005	FTG, 45 ° , 6MORFF X 6MORB	2	EA
8	5033043	FTG 12MB X 8MORFF 45	1	EA
9	5033051	FTG 4MB X 4MORFF X 4 MORFF RUN TEE	1	EA
10	5033050	FTG 4FORFF X 4MORFF X 4FB RUN TEE	1	EA
11	100432 002	Hyd Fitting Straight ORFS(04) SAE(04)	1	EA
12	5028030	FTG 6MB X 6MORFF 45 °	1	EA
13	5076536	FTG NIP DIGN 04 FORFF	1	EA

MAIN MANIFOLD VALVE ASSEMBLY A46JE-04-000158 AND BEFORE A46JE-01-010859 AND BEFORE

HYDRAULICS



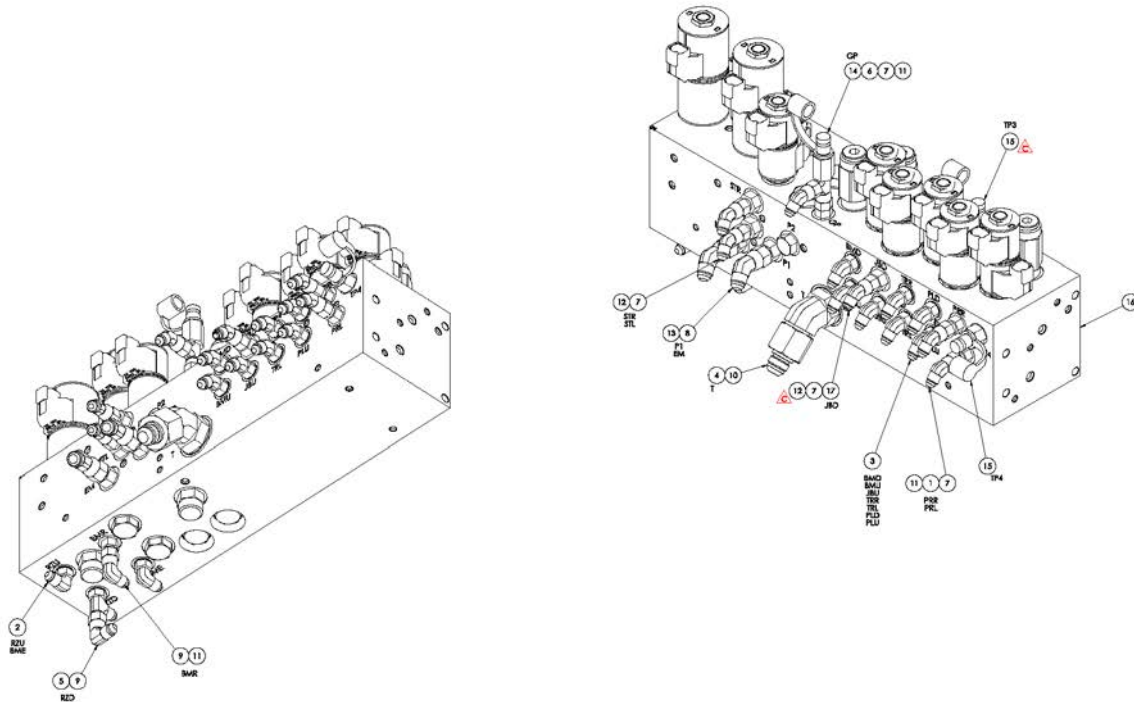
アイテム	部品番号	名前	数量	UOM
	0260494 B	VALVE ASSEMBLY BOOM FUNCTION	1	EA
1	0150604	ORIFICE .029	1	EA
2	0151918	ORIFICE, .035	1	EA
3	0260046	HYDRAFORCE MANIFOLD	1	EA
4	5035303	FTG ELB90STRTHD 4B 4S STL	1	EA
5	5035703	ADAPTER 45 DEG ELBOW 4 SAE 4 JIC	8	EA
6	5035708	FTG ELB45STRTHD 12B 12S STL	1	EA
7	5036703	FTG TEE SWVL RUN 4S 4S STL (SEE PAGE 2)	3	EA
8	5036903	FTG ELB45SWVL 4S 4S STL	4	EA
9	5036905	ADAPTER 45 DEG ELBOW SWIVEL 6 JIC	2	EA

MAIN MANIFOLD VALVE ASSEMBLY A46JE-04-000158 AND BEFORE A46JE-01-010859 AND
BEFORE

アイテム	部品番号	名前	数量	UOM
10	5037003	FTG ELB90SWVL 4S 4S STL	4	EA
11	5063908	FTG NUT 12S STL	1	EA
12	5064008	FTG RDCR TUBE END 12S 8S STL	1	EA
13	5065703	FTG ADPTR STRTHD 4B 4S STL	5	EA
14	5065705	FTG ADPTR STRTHD 6B 4S STL	4	EA
15	5065707	FTG ADPTR STRTHD 6B 6S STL PH	2	EA
16	5070005	FTG NIP DIGN 4S FEM PD345 6 W/DUST CAP	1	EA
17	5070010	FTG NIP DIGN 6S FEM – NON CE MACHINES ONLY	1	EA

MAIN MANIFOLD WITH PROPORTIONAL VALVE ASSEMBLY PG A46JE-04-000159 AND AFTER A46JE-01-010860 AND AFTER

HYDRAULICS



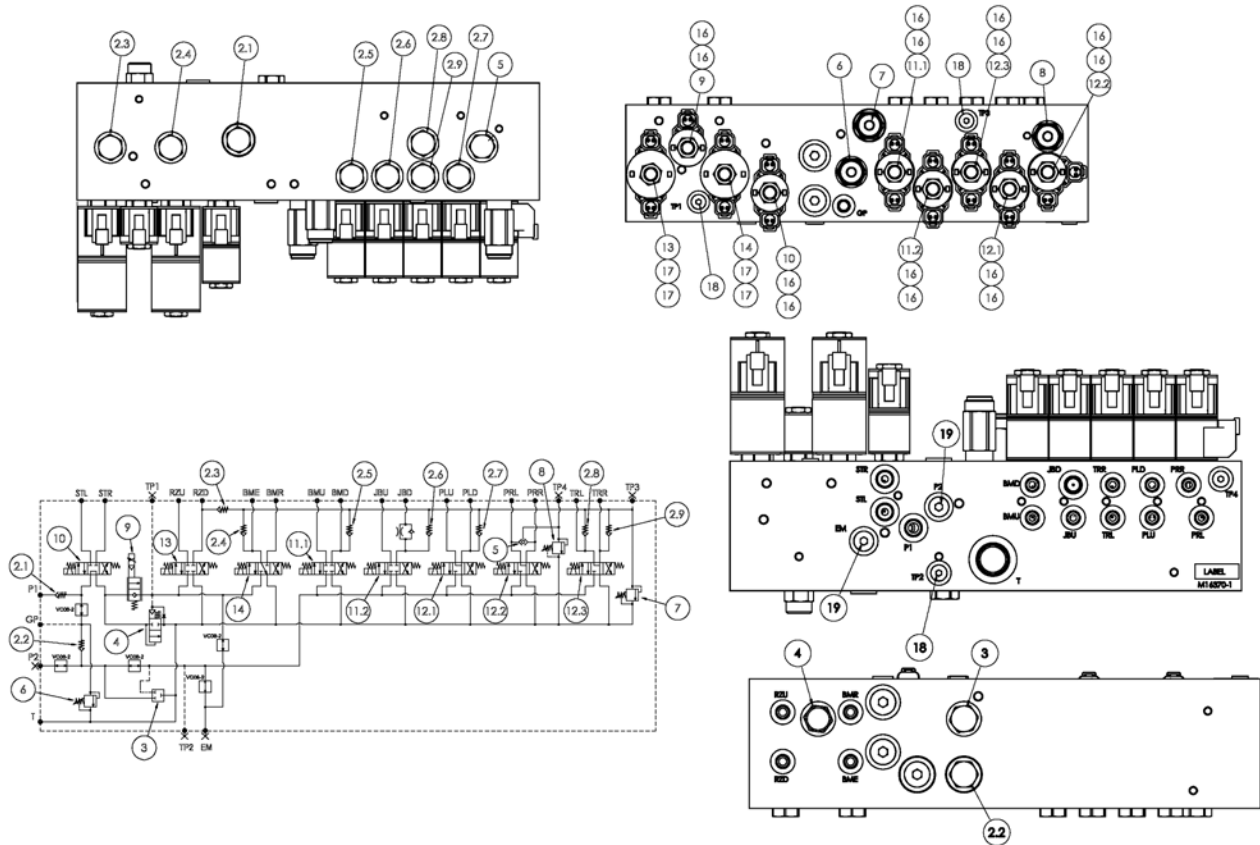
アイテム	部品番号	名前	数量	UOM
1	0261063 C	MAIN MANIFOLD WITH PROP ASSEMBLY		EA
2	0150604	ORIFICE .029	2	EA
3	5035303	FTG ELB90STRTHD 4B 4S STL	2	EA
4	5035703	ADAPTER 45 DEG ELBOW 4 SAE 4 JIC	7	EA
5	5035708	FTG ELB45STRTHD 12B 12S STL	1	EA
6	5036103	ADAPTER TEE 4 SAE 4 JIC 4 JIC	1	EA

MAIN MANIFOLD WITH PROPORTIONAL VALVE ASSEMBLY PG A46JE-04-000159 AND AFTER A46JE-01-010860 AND
AFTER

アイテム	部品番号	名前	数量	UOM
6	5036703	FTG TEE SWVL RUN 4S 4S STL (SEE PAGE 2)	1	EA
7	5036903	FTG ELB45SWVL 4S 4S STL	6	EA
8	5036905	ADAPTER 45 DEG ELBOW SWIVEL 6 JIC	2	EA
9	5037003	FTG ELB90SWVL 4S 4S STL	2	EA
10	5064008	FTG RDCR TUBE END 12S 8S STL	1	EA
11	5065703	FTG ADPTR STRTHD 4B 4S STL	4	EA
12	5065705	FTG ADPTR STRTHD 6B 4S STL	3	EA
13	5065707	FTG ADPTR STRTHD 6B 6S STL PH	2	EA
14	5070005	FTG NIP DIGN 4S FEM PD345 6 W/DUST CAP	1	EA
15	5070006	FTG NIP DIGN 4B	2	EA
16	6019396	MAIN MANIFOLD W/PROP VALVE	1	EA
17	0151918	ORIFICE, .035	1	EA

MAIN MANIFOLD WITH PROPORTIONAL VALVE HYDRA FORCE JANUARY 2017 AND AFTER

HYDRAULICS



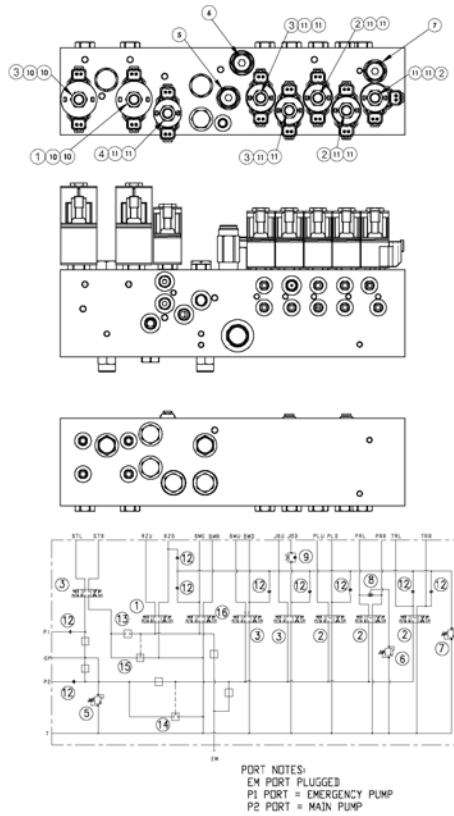
アイテム	部品番号	名前	数量	UOM
	6019396 B	MAIN MANIFOLD WITH PROPORTIONAL VALVE HYDRA FORCE JANUARY 2017 AND AFTER		EA
2	104674 107	#08 CHECK VALVE 4 PSI	9	EA
3	6019186	CAVITY PLUG HF#CP08 30 N	1	EA
4	6019225	LOGIC ELEMENT VALVE, PILOTED	1	EA
5	12567 22	Cartridge, Load Shuttle	1	EA
6	6019174	RELIEF VALVE	1	EA
7	6019224	RELIEF VALVE	1	EA
8	6019175	RELIEF VALVE HF#RV08 22H 0 N 13/16	1	EA

MAIN MANIFOLD WITH PROPORTIONAL VALVE HYDRA FORCE JANUARY 2017 AND AFTER

アイテム	部品番号	名前	数量	UOM
9	6019194	ELECTRO PROPORTIONAL VALVE	1	EA
10	6019032	#8 SPOOL, 4W3P, TANDEM CENTER	1	EA
11	6018952	SOLENOID VALVE	2	EA
12	13269 2	Cartridge, Proportional Flow Control	3	EA
13	6019077	VALVE, SOLENOID CART 3 POS 4WAY CC	1	EA
14	6019297	CARTRIDGE #10 SPOOL 4W3P SPECIAL CENTER	1	EA
16	6019180	Coil 08 12V Deutsch DT Connector	13	EA
17	106574 119	#8 COIL SPACER	4	EA
18	6019208	4 SAE O RING FLUSH HEAD PLUG	4	EA
19	6019214	SAE 6 ORB HEX PLUG	2	EA

DUAL PROPORTIONAL CONTROL VALVE

HYDRAULICS



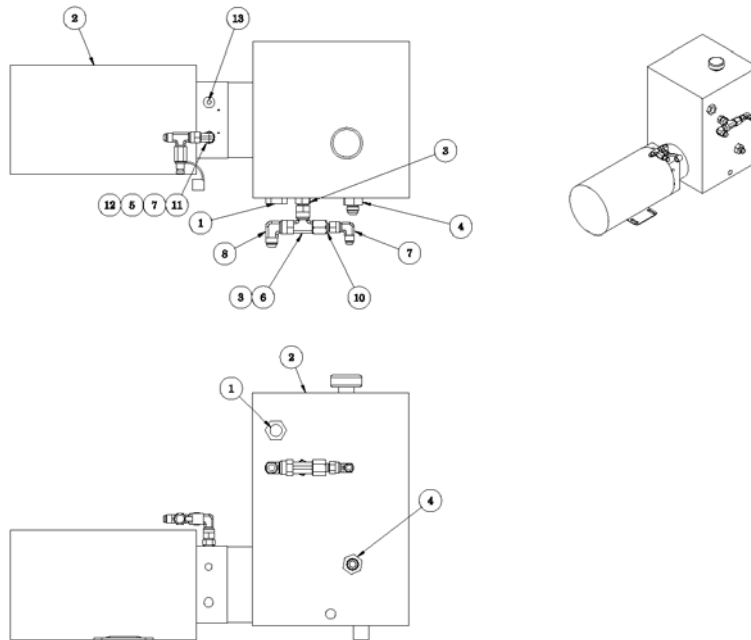
アイテム	部品番号	名前	数量	UOM
	0260046 D	DUAL PROPORTIONAL CONTROL VALVE S/N A46JE 01 00097 AND AFTER		EA
1	6019077	VALVE, SOLENOID CART 3 POS 4WAY CC	1	EA
2	6018940	SOL VALVE	3	EA
3	6018952	SOLENOID VALVE	2	EA
4	6019297	CARTRIDGE #10 SPOOL 4W3P SPECIAL CENTER	1	EA
5	6019174	RELIEF VALVE	1	EA
6	6019175	RELIEF VALVE HF#RV08 22H 0 N 13/16	1	EA

DUAL PROPORTIONAL CONTROL VALVE

アイテム	部品番号	名前	数量	UOM
7	6019183	RELIEF VALVE HF#RV08 22H 0 N 07/7.5	1	EA
8	6010737	SHUTTLE VALVE	1	EA
9	6019177	ORIFICE PLATE	1	EA
10	6019184	Coil 10 12V Deutsch DT Connector	4	EA
11	6019180	Coil 08 12V Deutsch DT Connector	12	EA
12	561176	VALVE CART CHECK	9	EA
13	6019185	CAVITY PLUG HF#CP08 20 N	1	EA
14	6019186	CAVITY PLUG HF#CP08 30 N	1	EA
15	6019187	CAVITY PLUG HF#CP08 3A N	1	EA

HYDRAULIC POWER UNIT ASSEMBLY

HYDRAULICS



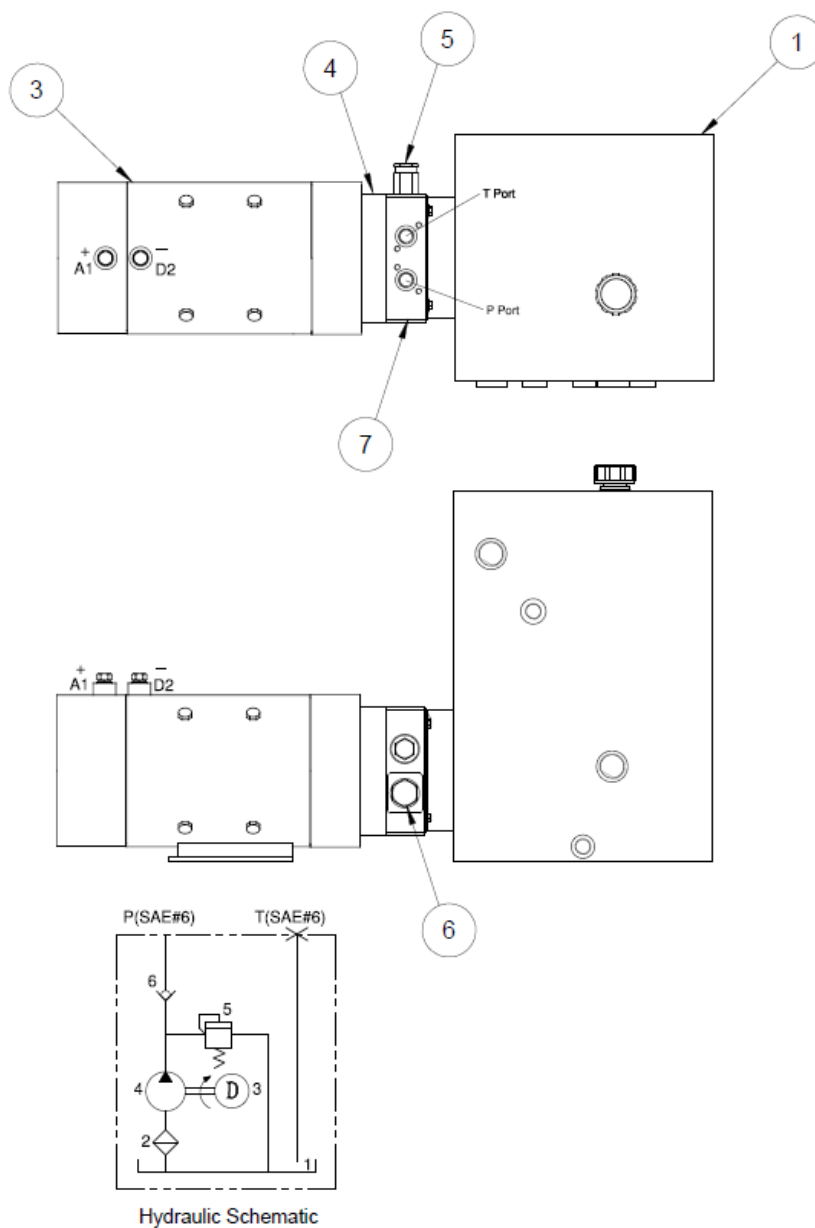
アイテム	部品番号	名前	数量	UOM
	0260469 J	POWER UNIT ASSEMBLY AFTER AUGUST 2015		EA
1	063979 006	SIGHT GAGE	1	EA
2	514667 000	HYDRAULIC POWER UNIT DC	1	EA
	8036235	PUMP SEAL KIT	1	EA
	8036238	PUMP	1	EA
	6029682	O RING SHAPED UP100&UP110	2	EA

HYDRAULIC POWER UNIT ASSEMBLY

アイテム	部品番号	名前	数量	UOM
3	5033614	FTG ADPTR MALE 8N 8S STL 2404	1	EA
4	5033615	ADAPTER STRAIGHT 3/4 NPTF TO 8 JIC	1	EA
5	5036705	FTG TEE SWVL RUN 6S 6S STL	1	EA
6	5036806	SWIVEL NUT BRANCH TEE	1	EA
7	5037005	TERM FEM F.I. .250 16/14	2	EA
8	5037006	ADAPTER 90 ° ELBOW SWIVEL 8 JIC	1	EA
10	5064003	FTG RDCR 8S 6S W/O NUT STL (SEE PAGE 2)	1	EA
11	5035707	FTG ELB45STRTHD 10B 10S STL	1	EA
12	5070010	FTG NIP DIGN 6S FEM – NON CE MACHINES ONLY	1	EA
13	5075305	FTG PL HOL HEX 6B STL	1	EA

HYDRAULIC POWER UNIT DC

HYDRAULICS



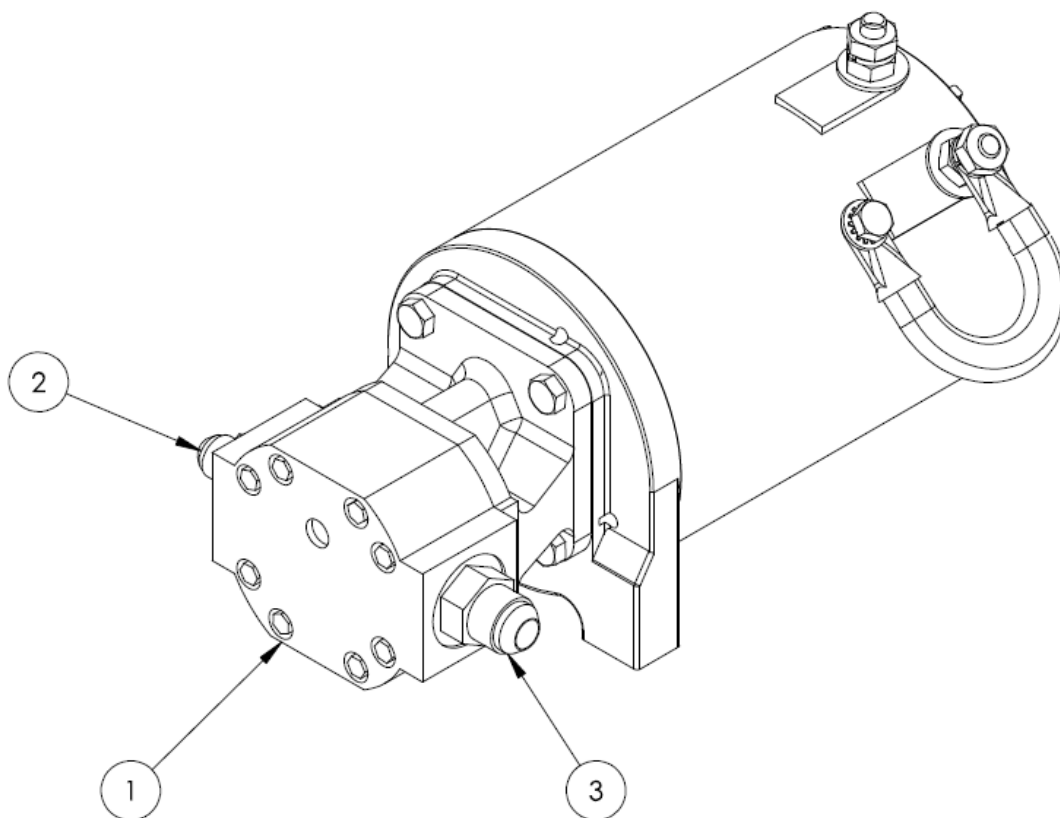
アイテム	部品番号	名前	数量	UOM
	514667 000 C	HYDRAULIC POWER UNIT DC	1	EA
1	6091647	TANK	1	EA

HYDRAULIC POWER UNIT DC

アイテム	部品番号	名前	数量	UOM
Not Shown	6091648	SUCTION FILTER	1	EA
3	6091649	MOTOR 48VDC	1	EA
Not Shown	516143 000 SK	CARBON BRUSHES FOR A46JE PUMP MOTOR	1	EA
Not Shown	TCB 19.019	MOTOR BRUSH RELPACEMENT	1	EA
4	6091650	GEAR PUMP	1	EA
5	6091651	RELIEF VALVE 2750PSI	1	EA
6	6091652	CHECK VALVE	1	EA
7	6091653	CENTRAL MANIFOLD	1	EA
Not Shown	6091654	PUMP SEAL KIT	1	EA
Not Shown	6091655	TANK O RING	1	EA

EMERGENCY POWER UNIT ASSEMBLY 48VOLT

HYDRAULICS



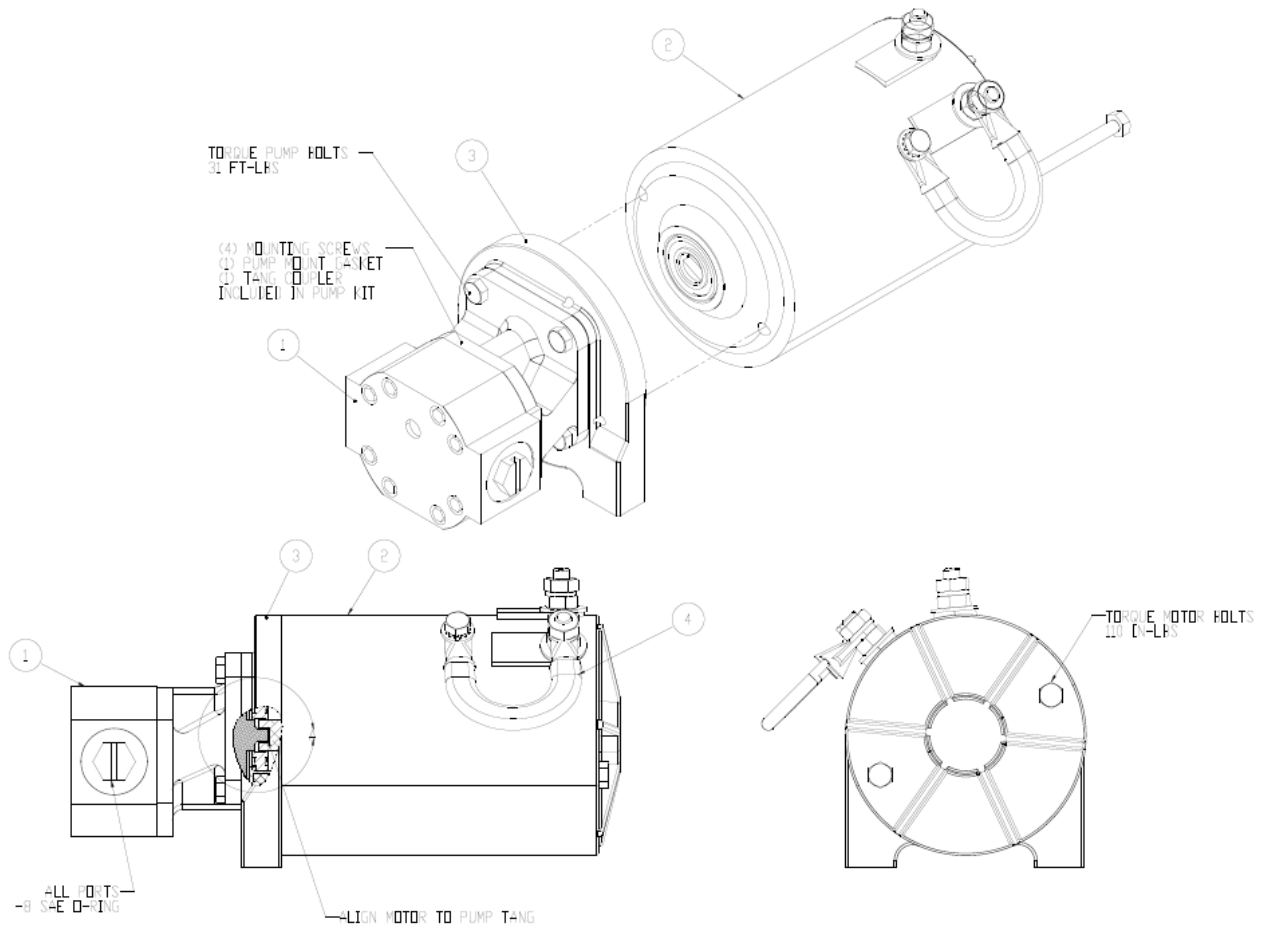
アイテム	部品番号	名前	数量	UOM
	0260830 B	EMERGENCY POWER UNIT ASSEMBLY ANSI – AFTER S/N A46JE 04 00082		EA
1	6029694	48V E POWER UNIT	1	EA
2	5065708	FTG, HYD 8 MB TO 6 MJIC	1	EA

EMERGENCY POWER UNIT ASSEMBLY 48VOLT

アイテム	部品番号	名前	数量	UOM
3	5065709	FTG ADPTR STRTHD 8B 8S STL PH	1	EA

EMERGENCY POWER UNIT 48 VOLT ANSI

HYDRAULICS



アイテム	部品番号	名前	数量	UOM
	6029694 B	48V E POWER UNIT ANSI – AFTER S/N A46JE 04 000082		EA
1	6091643	PUMP KIT, 2.112CC= .129 CU IN PER REV	1	EA
2	3087838	ISKRA 48V ELECTRIC MOTOR	1	EA
3	6091644	END HEAD	1	EA
4	6091645	HALDEX TERMINAL STRAP	1	EA

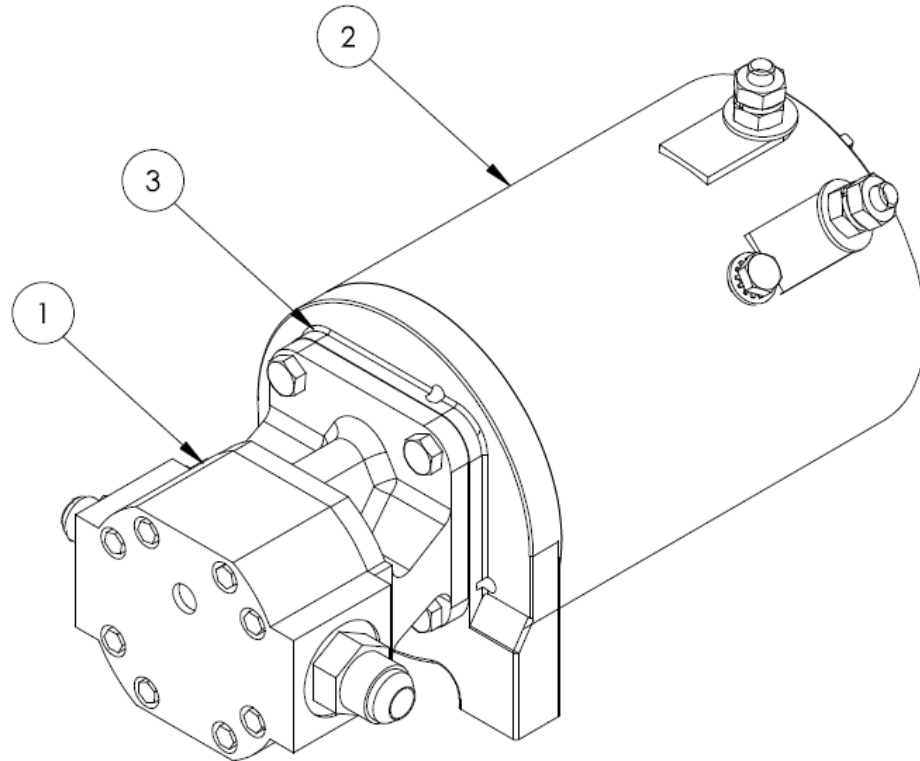
HYDRAULICS

(No Image Available)

アイテム	部品番号	名前	数量	UOM
	0260805A	EMERGENCY POWER ASSEMBLY A46JE ANSI/CE/AU		EA
1	6020058	EMERGENCY PWR UNIT TB/ATB	1	EA
2	8060296	PUMP	1	EA
3	8060297	MOTOR	1	EA
4	459986	COUPLING	1	EA
5	5065709	FTG ADPTR STRTHD 8B 8S STL PH	1	EA
6	5065707	FTG ADPTR STRTHD 6B 6S STL PH	1	EA

EMERGENCY POWER UNIT 12 VOLT

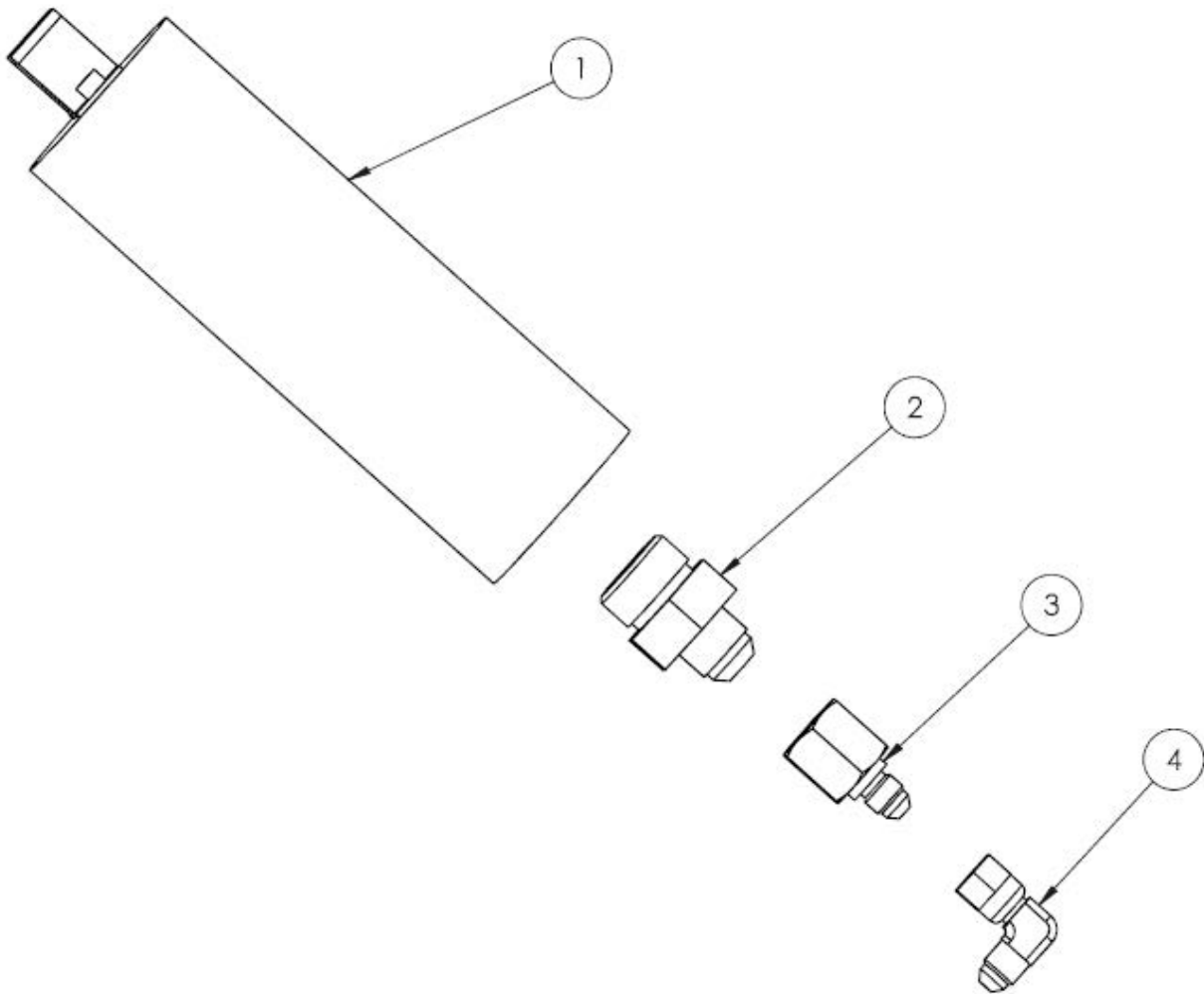
HYDRAULICS



アイテム	部品番号	名前	数量	UOM
	6020058 A	12v E POWER UNIT CE		EA
1	8060296	PUMP	1	EA
2	8060297	MOTOR	1	EA
3	459986	COUPLING	1	EA

ACCUMULATOR ASSEMBLY

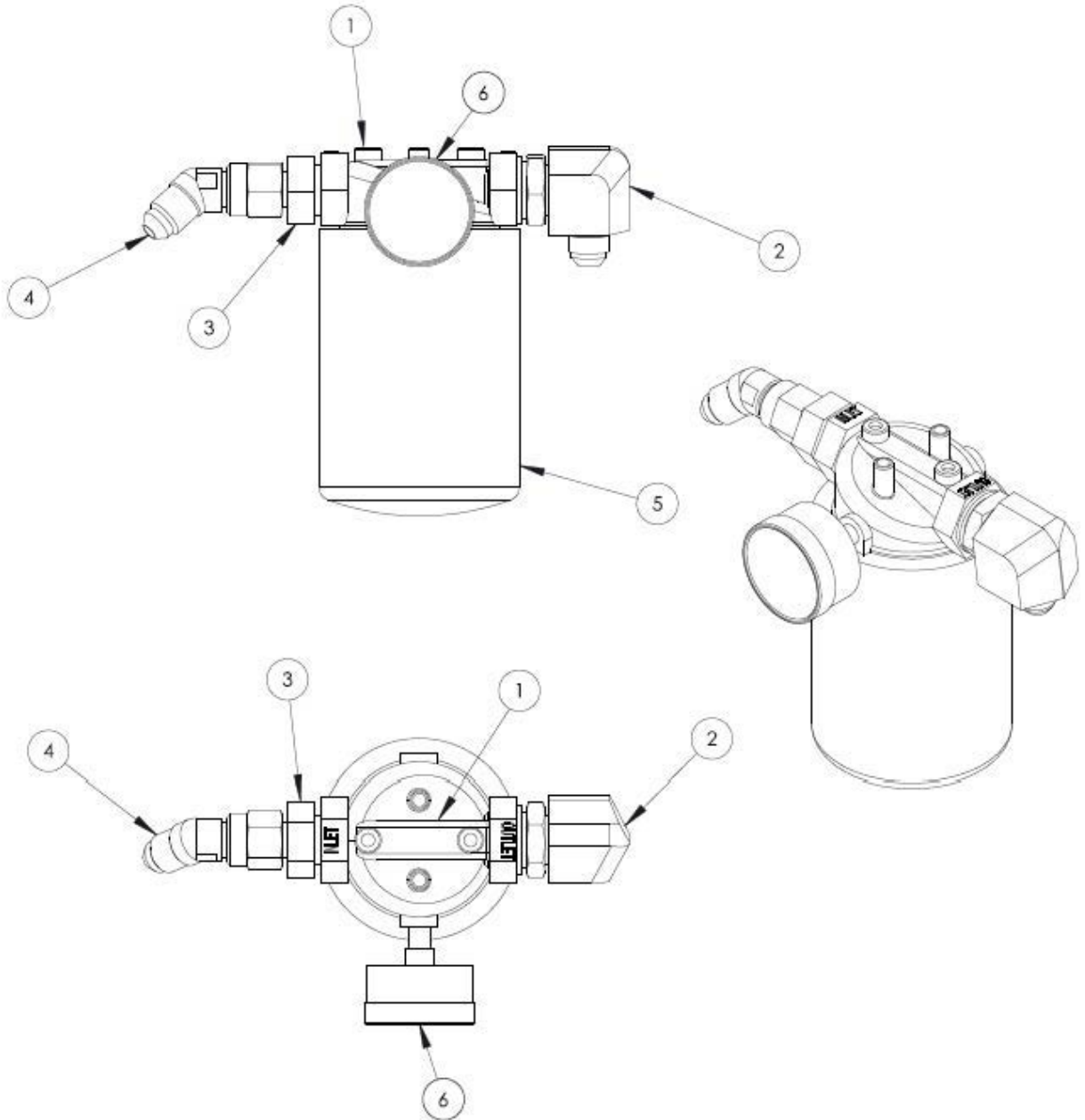
HYDRAULICS



アイテム	部品番号	名前	数量	UOM
	0260475 B	ACCUMULATOR ASSEMBLY 300PSI WITH JIC FITTINGS SEPTEMBER 2016 AND BEFORE		EA
1	6070006	ACCUMULATOR 300 PSI	1	EA
Not Shown	0073325	SEAL KIT PARKER	1	EA
2	5065711	FTG ADPTR STRTHD 12B 8S STL	1	EA
3	5064002	ADAPTER STREIGHT TUBE REDUCER 8 JIC TO 4 JIC	1	EA
4	5037003	FTG ELB90SWVL 4S 4S STL	1	EA

HYDRAULIC OIL RETURN FILTER ASSEMBLY

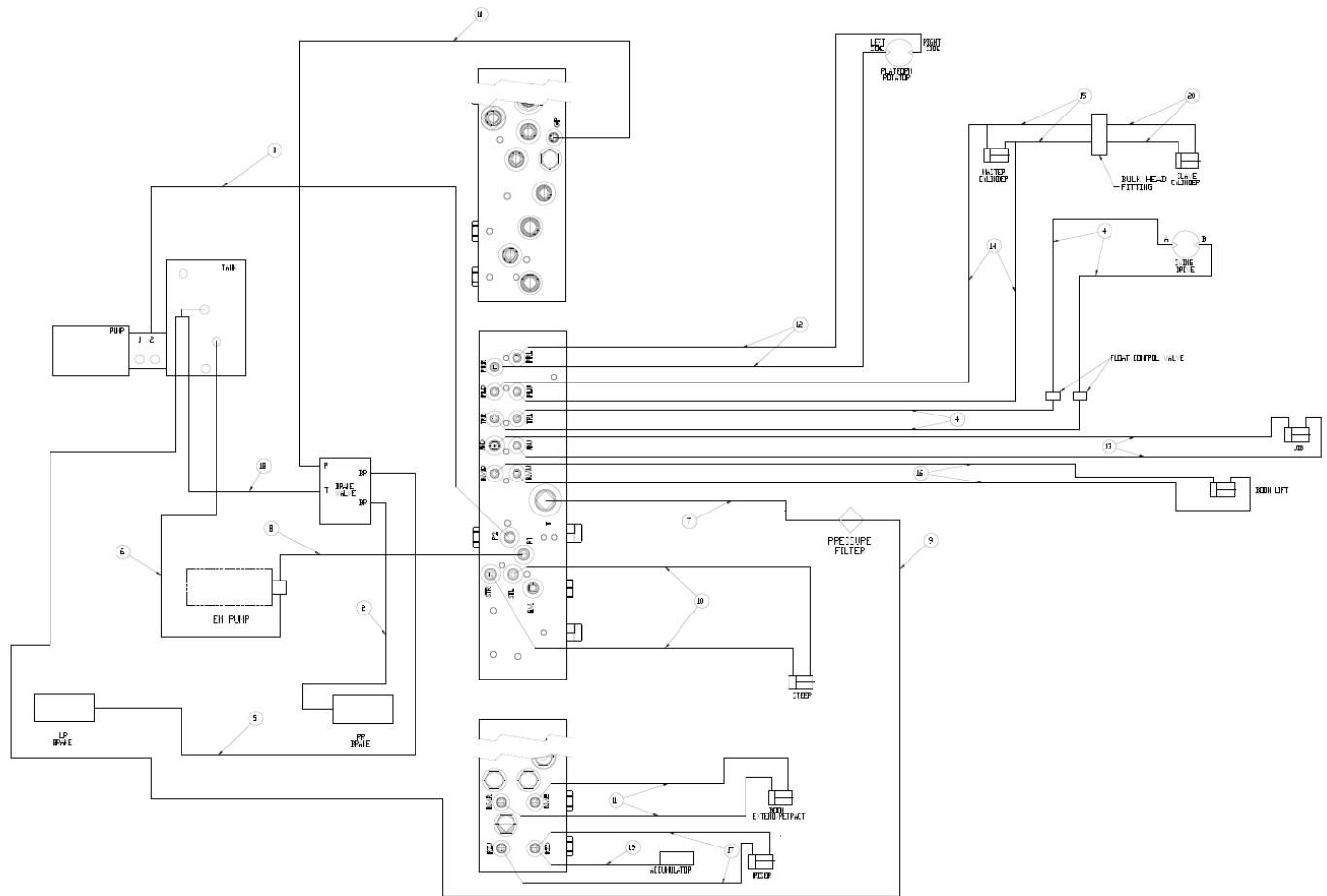
HYDRAULICS



アイテム	部品番号	名前	数量	UOM
	0260489 B	RETURN HYDRAULIC OIL FILTER ASSEMBLY WITH JIC FITTINGS FEBURARY 2014 AND AFTER		EA
1	301440	AE 10 Oil Filter	1	EA
2	5035333	FTG ELB90STRTHD 12B 8S STL	1	EA
3	5065711	FTG ADPTR STRTHD 12B 8S STL	1	EA
4	5036906	COVER	1	EA
5	5080011	GAUGE FILTER CONDITION HYDRAULIC	1	EA

HYDRAULIC PLUMBING

HYDRAULICS



アイテム	部品番号	名前	数量	UOM
	A26011E F	HYDRAULIC PLUMBING AFTER FEB 2014		EA
2	0020280	HOSE 4 4S 4S 23.5 (SEE PAGE 2)	1	EA
3	0060290	HOSE 6 6S 6S 48 100R2	1	EA
4	0070768	1/4 I.D. HOSE ASSY	4	EA
5	0070772	3/8 I.D. HOSE ASSEMBLY	1	EA
6	0070791	HOSE 8 8S 8S 20.5 100R2	1	EA
7	0070927	HOSE 8 8S 8S 23.5 100R2	1	EA
8	0090402	HOSE 6 6S 6S 108 100R2 (SEE PAGE 2)	1	EA

HYDRAULIC PLUMBING

アイテム	部品番号	名前	数量	UOM
9	0180784	HOSE 8 8S 8S 72 SP	1	EA
10	0181163	HOSE 4 4S 4S 103 100R2	3	EA
11	0260185	HOSE 4 4S 4S 323 100R17	2	EA
12	0260186	HOSE 4 4S 4S 662 100R17	2	EA
13	0260187	HOSE 4 4S 4S 634 100R17	2	EA
14	0260188	HOSE 4 4S 4S 354 100R17	2	EA
15	0260189	HOSE 4 4S 4S 264 100R17	2	EA
16	0260190	HOSE 4 4S 4S 330 100R17	2	EA
17	0260191	HOSE 4 4S 4S 195 100R17	2	EA
18	463374	HOSE 6 6S 6S 13 100R2	1	EA
19	0070910	HOSE 4 4S 4S 39 100R1	1	EA
20	0260377	HOSE 4 4S90 4S 11.5 100R17	2	EA

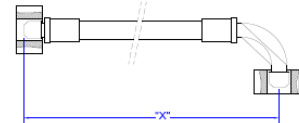
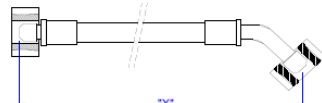
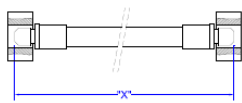
HYDRAULIC KIT CE

HYDRAULICS

snorkel		HYDRAULIC KIT & FITTINGS KIT - 509900-100 [A]		SNORKEL LIFTS, VIGO CENTRE, BIRTLEY ROAD, WASHINGTON, TYNE & WEAR, NE38 9DA	THIS DRAWING IS COPYRIGHT AND THE PROPERTY OF SNORKEL LTD. IT MUST NOT BE COPIED OR RE-ISSUED WITHOUT THEIR WRITTEN CONSENT	MACHINE DESCRIPTION:	
PART NUMBER	QUANTITY OFF	LOCATION ON MACHINE		HOSE SIZE	END FITTINGS		TOTAL HOSE LENGTH (incl. Dimension 'X' mm)
					END 'A'	END 'B'	ANG. DISP.
		HOSES					
0020266-100	1	3/8 R2T 610MM 6S - 8S ORF	STRAIGHT FEM - SWEPT 90 DEG FEM	4000	6 ORF FEMALE	4S ORF FEMALE SWEPT 90	610 1 X 90 DEG SW
0020280-100	1	1/4 R2T 597MM 4S - 4S ORF	STRAIGHT FEM E/E	4000	4S ORF FEMALE	4S ORF FEMALE STRAIGHT	597
0060290-100	1	3/8 R2T 2930MM 6S - 6S ORF	STRAIGHT FEM E/E	4000	6S ORF FEMALE	6S ORF FEMALE STRAIGHT	2900
0073128-100	1	100R2 6S - 6S ORF	1447MM	4000	6 ORF	6S ORF	1447
0070768-100	4	1/4 R1T 470MM 4S - 4S ORF	STRAIGHT FEM E/E	3250	4S ORF FEMALE	4S ORF FEMALE STRAIGHT	470
0070772-100	1	1/4 R1T 1730MM 4S - 4S ORF	STRAIGHT FEM E/E	3250	4S ORF FEMALE	4S ORF FEMALE STRAIGHT	1720
0070791-100	1	1/2 R2T 921MM 8S - 8S ORF	STRAIGHT FEM-SWEPT 90DEG FEM	4000	8S ORF FEMALE	8S ORF FEMALE SWEPT 90	621 1 X 90 DEG SW
0070927-100	1	1/2 R2T 997MM 8S - 8S ORF	STRAIGHT FEM-SWEPT 90DEG FEM	4000	8S ORF FEMALE	8S ORF FEMALE SWEPT 90	597 1 X 90 DEG SW
0090402-100	1	3/8 R2T 2743MM 8S - 8S ORF	STRAIGHT FEM-SWEPT 90DEG FEM	4000	8S ORF FEMALE	8S ORF FEMALE SWEPT 90	2743 1 X 90 DEG SW
0180784-100	1	1/2 R2T 1829MM 8S - 8S	STRAIGHT FEM - SWEPT 90DEG FEM	4000	8S ORF FEMALE	8S ORF FEMALE SWEPT 90	1829 1 X 90 DEG SW
0181163-100	2	1/4 R2T 2616MM 4S - 4S ORF	STRAIGHT FEM E/E	4000	4S ORF FEMALE	4S ORF FEMALE STRAIGHT	2616
0260185-100	2	1/4 R1T 7982MM 4S - 4S ORF	STRAIGHT FEM E/E	3000	4S ORF FEMALE	4S ORF FEMALE STRAIGHT	7982
0260186-100	2	1/4 R1T 17830MM 4S - 4S ORF	STRAIGHT FEM E/E	3000	4S ORF FEMALE	4S ORF FEMALE STRAIGHT	17830
0260187-100	2	1/4 R1T 15863MM 4S - 4S ORF	STRAIGHT FEM E/E	3000	4S ORF FEMALE	4S ORF FEMALE STRAIGHT	15863
0260188-100	2	1/4 R1T 9042MM 4S - 4S ORF	STRAIGHT FEM E/E	3000	4S ORF FEMALE	4S ORF FEMALE STRAIGHT	9042
0260189-100	2	1/4 R1T 7163MM 4S - 4S ORF	STRAIGHT FEM E/E	3000	4S ORF FEMALE	4S ORF FEMALE STRAIGHT	7163
0260190-100	2	1/4 R1T 8382MM 4S - 4S ORF	STRAIGHT FEM-SWEPT 90DEG FEM	3000	4S ORF FEMALE	4S ORF FEMALE SWEPT 90	8382 1 X 90 DEG SW
0260191-100	2	1/4 R1T 4983MM 4S - 4S ORF	STRAIGHT FEM E/E	3000	4S ORF FEMALE	4S ORF FEMALE STRAIGHT	4983
463374-100	1	3/8 R2T 330MM 6S - 6S ORF	STRAIGHT FEM - SWEPT 90DEG FEM	4000	6S ORF FEMALE	6S ORF FEMALE SWEPT 90	330 1 X 90 DEG SWEPT
0070910-100	1	1/4 R1T 991MM 4S - 4S ORF	SWEPT 90DEG EE @270	3250	4S ORF FEMALE SWEPT 90	4S ORF FEMALE SWEPT 90	991 90 EE @ 270
		FITTINGS					
WHERE USED	PART NUMBER	DESCRIPTION		QTY	SUPPLIER NUMBER (linden)		
BRAKE MANIFOLD 513084-000	514528-000	7/16 SAE ADJ X 4S ORF Male run tee		1	204-4945-0404		
	514529-000	7/16 SAE ADJ X 4S ORF MM 90		2	202-4145-0404		
	514530-000	7/16 SAE ADJ X 6S ORF MM 90		1	202-4145-0406		
	514531-000	4S ORF FEMALE	1620 TEST POINT	LINDEN PN SNA70 X 1 201-4145-0404 X 1	1	1 x SNA70 & 1 x 201-4145-0404	
	5036903	4S ORF MALE/FEMALE 4S ELBOW		1	204-4549-0404		
510695-000	TEST POINT, MINIMESS -4 SAE MALE		5	2103-01-21.00			
MANIFOLD 513084-001	514529-000	7/16 SAE ADJ X 4S ORF MM 90		2	202-4145-0404		
	514533-000	7/16 SAE ADJ 74S ORF MM 45DEG ELBOW		9	208-4145-0404		
	514534-000	9/16 SAE ADJ 78S ORF MM 45DEG ELBOW		2	208-4145-0806		
	510695-000	TEST POINT, MINIMESS -4 SAE MALE		1	2103-01-21.00		
	514555-000	4S ORF MALE/FEMALE 90		2	202-4549-0404		
	513303-000	7/16 SAE/ 4S ORF MM		3	201-4145-0404		
	514535-000	1/4 BSP X 4S ORF FEM BARREL NUT (LINDEN PN 201-4849-0404 X 1 & 201-4145-0404 X 1)		1	201-3669-0404		
	104980-000	1.1/16 SAE X 8S ORF MM STR		1	201-4145-1208		
	514536-000	9/16 SAE X 4S ORF MM 45DEG ELBOW		3	208-4145-0604		
	514537-000	Vonberg check valve 1904K -0.015 (0.015 ORIFICE)		2	1904K-015		
5036703	4S ORF MALE/FEMALE SWIVEL RUN T		2	204-4145-0404			
MASTER CYL 513084-002	514538-000	9/16 SAE X 4S ORF MM STR		4	201-4145-0604		
	5036903	4S ORF MALE/FEMALE 45 ELBOW		2	202-4549-0404		
EXTEND CYL 513084-003	513303-000	7/16 SAE ADJ X 4S ORF MM STR		1	201-4145-0404		
	514538-000	9/16 SAE ADJ X 4S ORF MM STR		1	201-4145-0604		
TURNTABLE MOTOR 513084-004	514538-000	9/16 SAE X 4S ORF MM STR		4	201-4145-0604		
	514529-000	7/16 SAE ADJ X 4S ORF MM 90		2	202-4145-0404		
HELAC ROTATOR 513084-005	514555-000	4S ORF MALE/FEMALE 90		1	202-4549-0404		
	514529-000	7/16 SAE ADJ X 4S ORF MM 90 (1.4 Orifice Fitted)		2	202-4145-0404.1.4		
SLEWING GREASE POINT 513084-006	513120-000	6MM X 1/8 BSP MALE STUD		1	2019-4065		
	513121-000	6MM X 1/8 BSP FEMALE BULK-HEAD PUSHIN		1	2019-7125		
POWERPACK PUMP MANIFOLD 513084-007	513086-000	8S ORFS MALE/FEMALE 90 DEGREE ELBOW		2	202-4549-0808		
	514549-000	9/16 SAE X 8S ORFS MM STR		2	201-4145-0806		
	5036705	8S ORFS M/F MM FEM RUN TEE		2	204-4945-0806		
	514542-000	11/16 ORFS MALE/FEM TEST POINT TEE LINDEN PN SNA71 X 1 & 202-4549-0806X 1 & 202-4145-0806X 1		1			
OIL TANK 513084-008	514543-000	3/4 NPT X 8 S ORFS MM STR		1	201-4552-0812		
	514544-000	1/2 NPT X 8S ORFS MM STR		1	201-4552-0808		
	514545-000	8S ORFS M/F SWIVEL BRANCH TEE		1	214-4549-0808		
	514546-000	8S ORFS M/F SWIVEL 90 DEGREE ELBOW		1	202-4549-0808		
	514547-000	8S ORFS MALE X 8S ORFS FEM REDUCER		1	201-4549-0808		
	514548-000	8S ORFS NUT		1	328-4800-0800		

HYDRAULIC KIT CE

EM POWER 513084-009	514549-000	9/16 SAE X 8S ORFS MM STR	1	201-4145-0808
	514550-000	3/4 SAE X 8S ORFS STR	1	201-4145-0808
RETURN FILTER 513084-010	104880-000	1/2 MALE - 08 MALE ORFF STR	2	201-4145-1208
	100434-015	1/2 MALE - 08 MALE ORFF 90 DEG 1.1/16 SAE ADJ X 3/8 ORFS MM 90	1	202-4145-1208
	514551-000	08 MALE - 08 FEMALE ORFF RUN TEE	2	204-4045-0808
	514552-000	9/4 MALE - 08 FEMALE REDUCER	2	201-4549-0408
ACCUMULATOR 513084-011	104880-000	1.1/16 UNF X 8 ORFS MM STR	1	201-4145-1208
	514552-000	4S ORFS X 8S ORFS TUBE REDUCER	1	201-4549-0408
	514548-000	8 ORFS TUBE NUT	1	326-4800-0800
	514555-000	4S ORF MALE/FEMALE 90	1	202-4549-0404
STEER CYL	512372-000	9/16 SAE ADJ x 4S ORFS MM 90	2	202-4145-0804
RISER CYL	514538-000	9/16 SAE X 4S ORFS MM STR	2	201-4145-0804
BOOM RAISE CYL	514538-000	9/16 SAE X 4S ORFS MM STR	2	201-4145-0804
MOTOR BRAKES	514529-000	7/16 SAE ADJ X 4S ORFS MM 90	2	202-4145-0404
SLAVE CYL	514538-000	9/16 SAE X 4S ORFS MM STR	2	201-4145-0804
JIB CYL	514559-000	9/16 SAE ADJ X 4S ORFS MM 90 (1.3mm Ori/oe Fitted)	2	202-4145-0804.3
				DATE: 17/02/2012
				SHEET 1 of 1
				DRAWING N° 509900-100
ISSUE	0			
C.N.	ECR 20454			
				DRAWN BY: PW
				APPROVE D BY: .



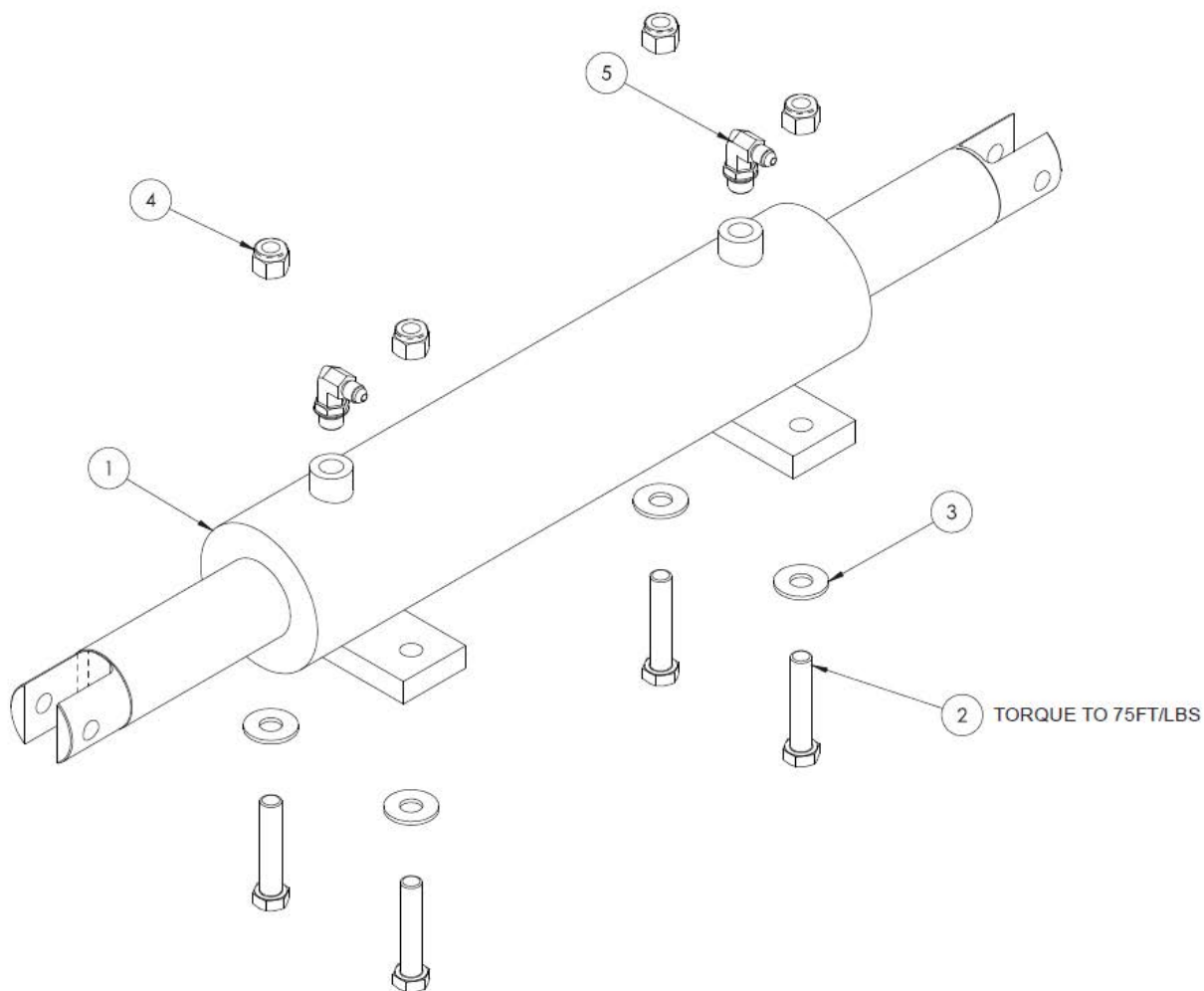
NOTES

ALL HOSES TO HAVE A PLAIN BLACK OUTER COVERING
 ALL HOSES TO BE TESTED TO 1.5 TIMES THE WORKING PRESSURE
 ALL HOSES TO BE CLEANED TO NAS 10' SPECIFICATIONS, AND ENDS PLUGGED OR CAPPED
 ALL HOSES TO BE CLEARLY MARKED WITH THE UpRight PART NUMBER
 ANGULAR DISPLACEMENT CONVENTION - END A IS ALWAYS PLACED FURTHEST AWAY AND VERTICALLY UP. END B IS THEN TURNED CLOCKWISE FROM THE VERTICAL DATUM

アイテム	部品番号	名前	数量	UOM
	509900 100 A	HYDRAULIC KIT & FITTINGS KIT		EA

STEERING CYLINDER ASSEMBLY

HYDRAULICS



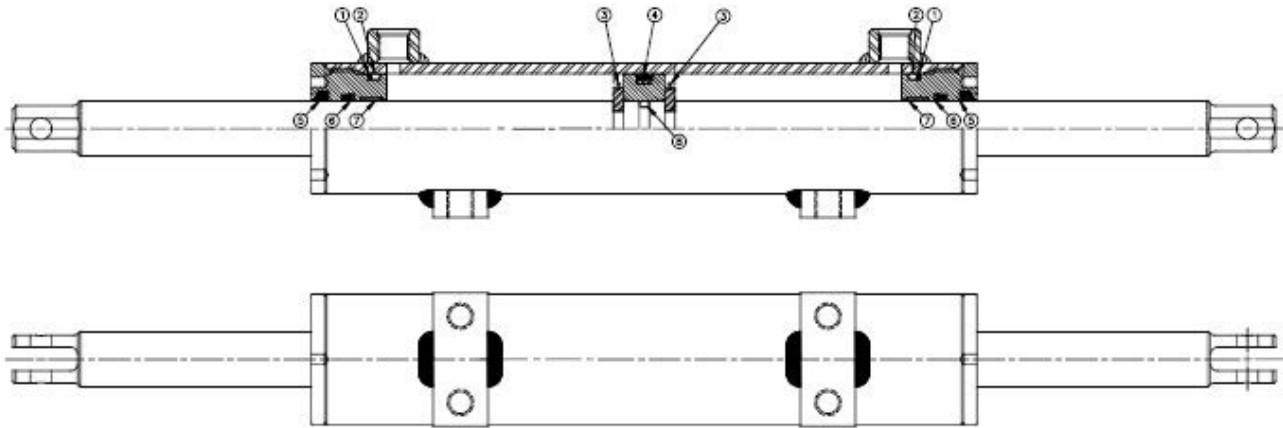
アイテム	部品番号	名前	数量	UOM
	0260464 A	STEERING CYLINDER ASSEMBLY		EA
1	068456 001	STEERING CYLINDER	1	EA
2	5560249	CAPSCREW 1/2 13 x 2 1/2 INCH LONG HEX HEAD GRADE 8	4	EA
3	986359	FLATWASHER 1/2"	4	EA

STEERING CYLINDER ASSEMBLY

アイテム	部品番号	名前	数量	UOM
4	984519	NUT HEX LKG .500 13 GR8	4	EA
5	5035318	STRAIGHT THREAD 90 ° ELBOW	2	EA

STEERING CYLINDER

HYDRAULICS



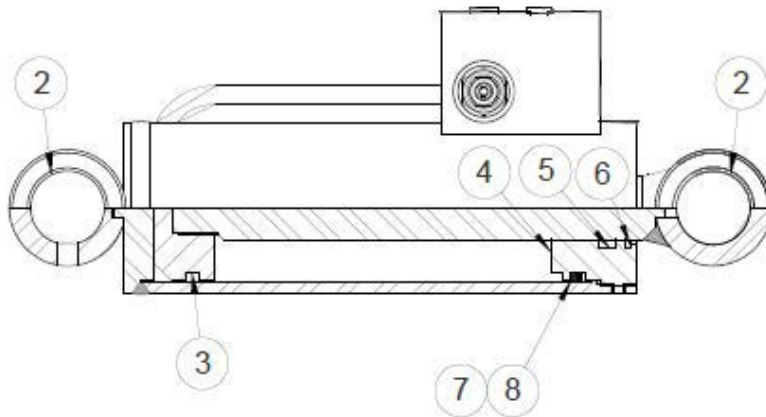
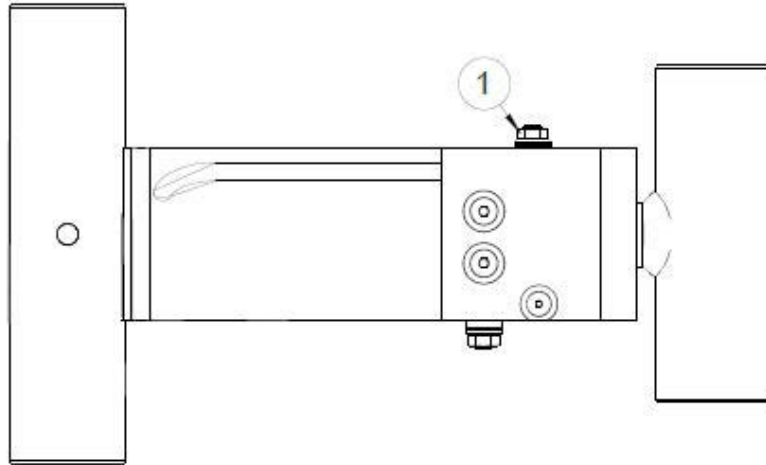
アイテム	部品番号	名前	数量	UOM
	068456 001 C	STEERING CYLINDER	1	EA
	068456 011	SEAL KIT HYDRATECH	1	EA

STEERING CYLINDER

アイテム	部品番号	名前	数量	UOM
	0260732	SEAL KIT ROSENBOOM	1	EA
1	PNNA	BACK UP RING	2	EA
2	PNNA	O RING	2	EA
3	PNNA	SNAP RING SPIRAL	2	EA
4	PNNA	DISO PAK	1	EA
5	PNNA	ROD WIPER	2	EA
6	PNNA	LOADED U CUP	2	EA
7	PNNA	WEAR RING	2	EA
8	PNNA	O RING	1	EA

MASTER LEVEL CYLINDER

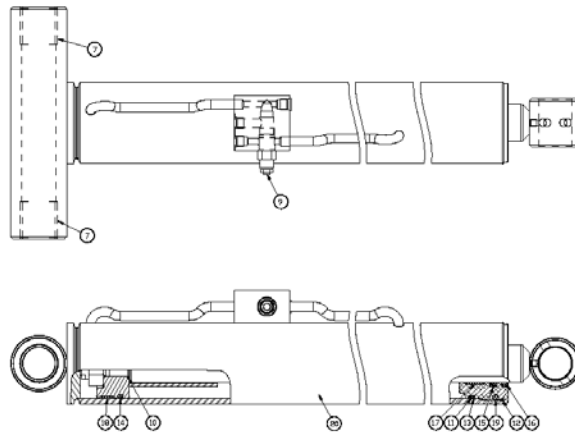
HYDRAULICS



アイテム	部品番号	名前	数量	UOM
	116374 000 E	MASTER LEVEL CYLINDER	1	EA
1	6018978	COUNTER BALANCE VALVE (3000 PSI) ROSENBOOM	2	EA
*	6047168	COUNTER BALANCE VALVE – HYDRATECH FISHER ROSENBOOM	2	EA
2	062642 036	BEARING HYDRATECH FISHER ROSENBOOM	4	EA
*	0260735	SEAL KIT ROSEMBOOM (ITEMS 8 16 INCLUDED IN SEAL KIT)	1	EA
*	0260307	SEAL KIT HYDRATECH – INCLUDES ITEMS 3 THROUGH 8	1	EA
*	6047140	SEAL KIT FISHER – INCLUDES ITEMS 3 THROUGH 8	1	EA
3	PNNA	PISTON SEAL	1	EA
4	PNNA	SEAL RETAINER	1	EA
5	PNNA	ROD SEAL	1	EA
6	PNNA	ROD WIPER	1	EA
7	PNNA	STATIC SEAL O RING	1	EA
8	PNNA	STATIC SEAL B/U RING	1	EA

RISER BOOM LIFT CYLINDER

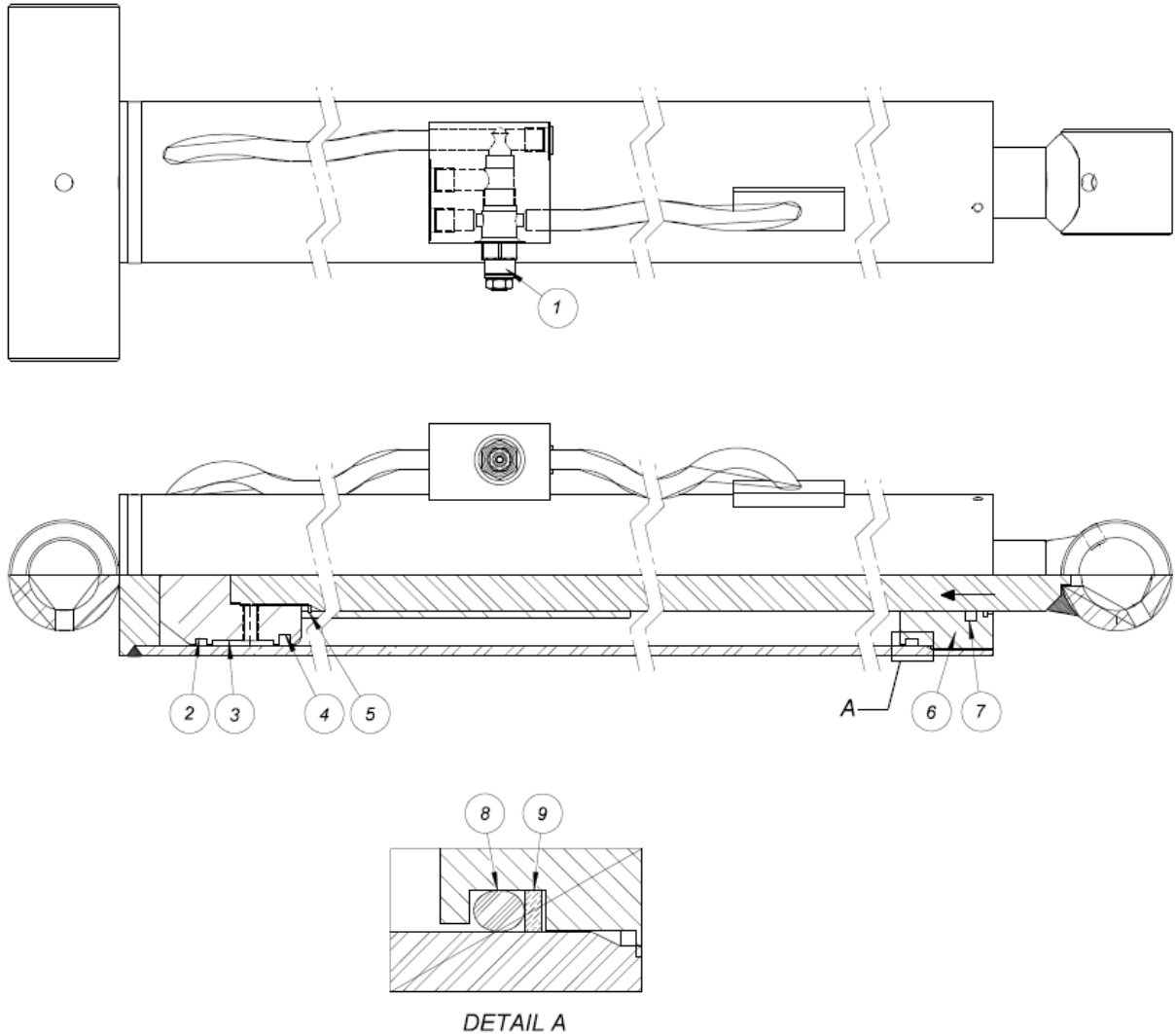
HYDRAULICS



アイテム	部品番号	名前	数量	UOM
	116370 000 C	RISER BOOM LIFT CYLINDER		EA
7	2509842	GARLOCK BEARING FISHER	2	EA
9	511498 006	CB VALVE (3100) ROSENBOOM FISHER	1	EA
20	6047170	SEAL KIT ROSENBOOM	1	EA
*	6047143	SEAL KIT FISHER	1	EA

MAIN BOOM LIFT CYLINDER

HYDRAULICS



Cylinder Identification Location

RMT cylinders – RMT logo, Snorkel part number and date code stamped near base end of cylinder.

Fisher/Hydratech cylinders – Manufacturer number, Snorkel part number and date code stamped on top of counterbalance valve block.

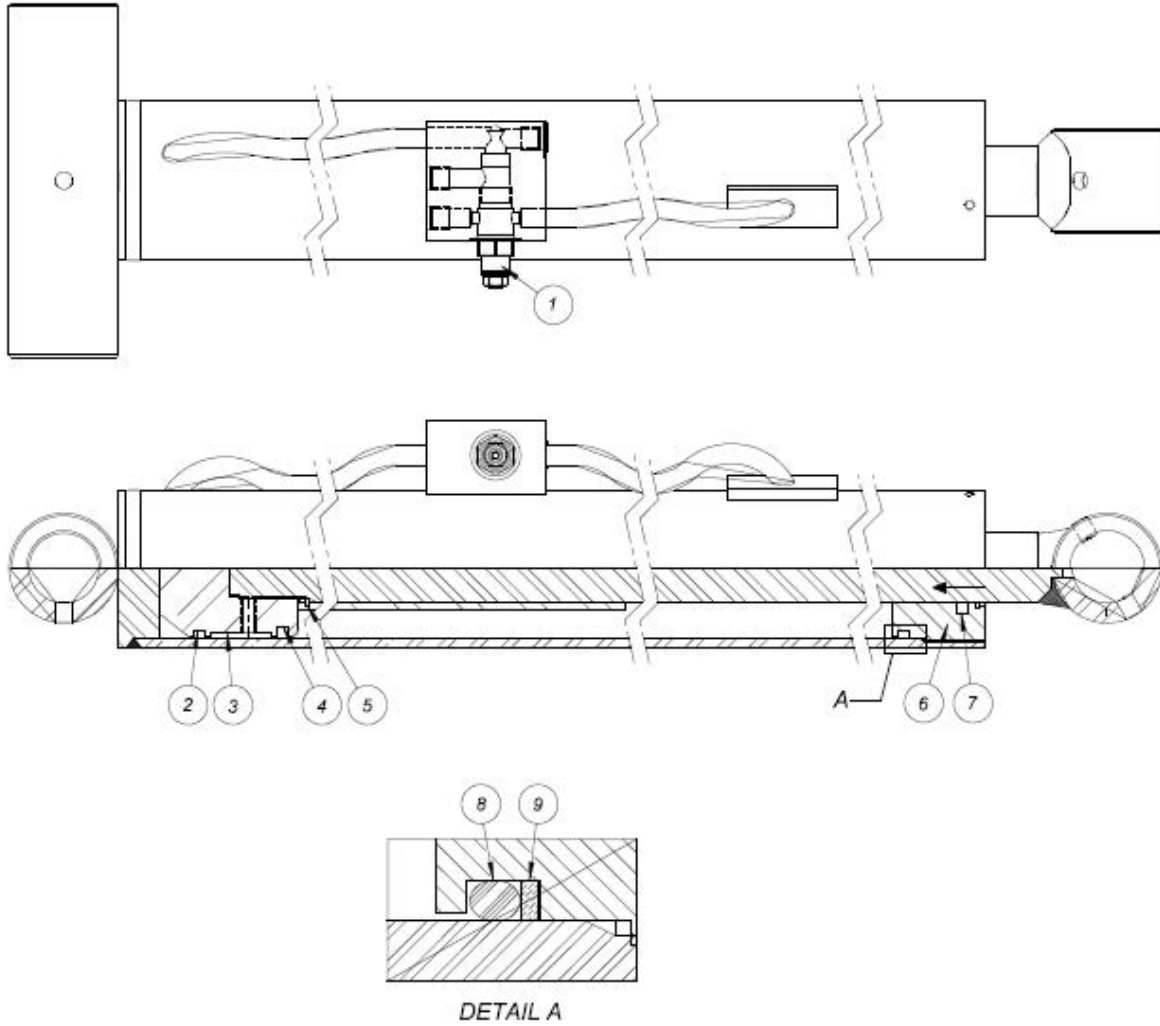
アイテム	部品番号	名前	数量	UOM
	116371 000	CYLINDER, BOOM RAISE	1	EA
1	6047167	COUNTER BALANCE VALVE ROSENBOOM FISHER	1	EA
*	6047171	SEAL KIT ROSENBOOM	1	EA

MAIN BOOM LIFT CYLINDER

アイテム	部品番号	名前	数量	UOM
*	6047144	SEAL KIT FISHER	1	EA
2	PNNA	PISTON SEAL	1	EA
3	PNNA	WEAR RING	1	EA
4	PNNA	PISTON SEAL	1	EA
5	PNNA	RETAINING RING	1	EA
6	PNNA	SEAL RETAINER	1	EA
7	PNNA	ROD SEAL	1	EA
8	PNNA	STATIC SEAL O RING	1	EA
9	PNNA	STATIC SEAL B/U RING	1	EA

RISER BOOM LIFT CYLINDER

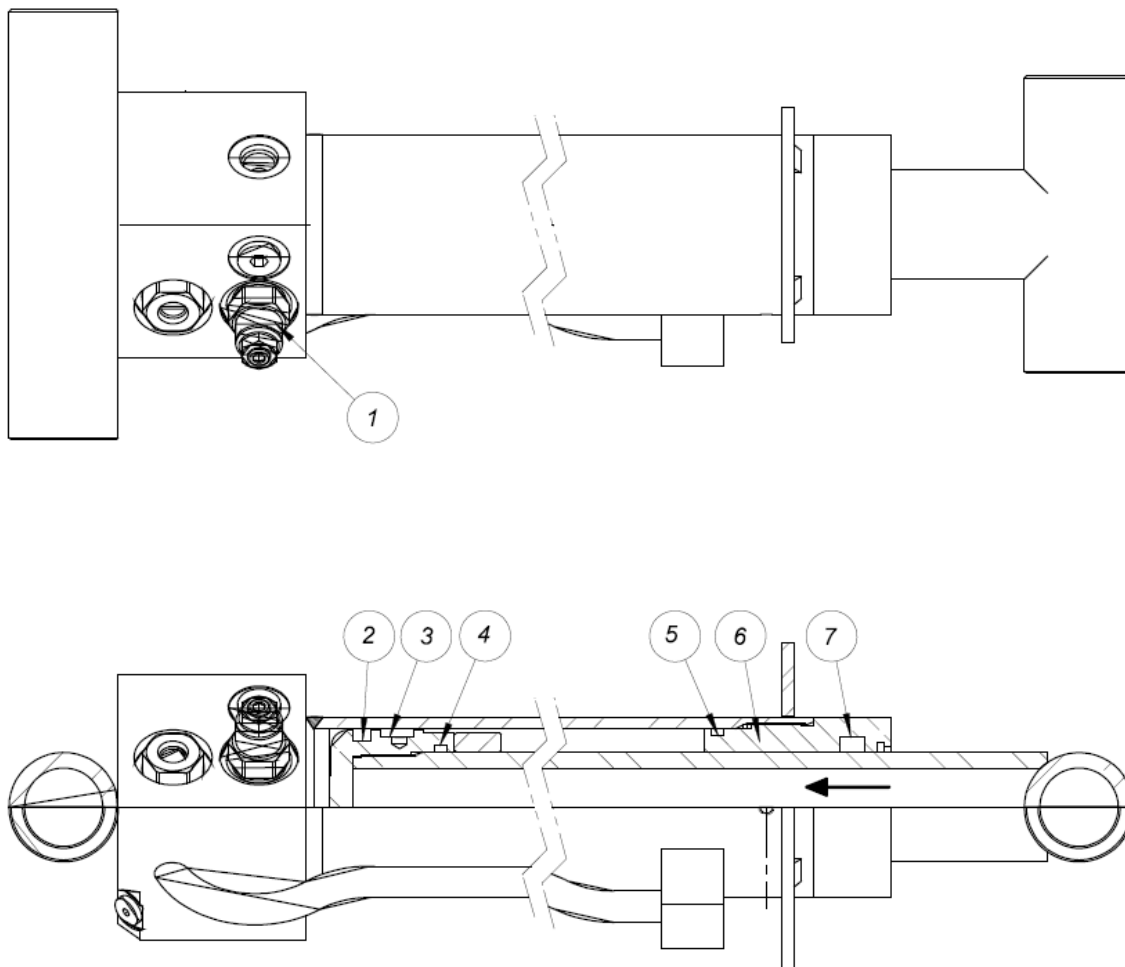
HYDRAULICS



アイテム	部品番号	名前	数量	UOM
	116371 000 B	RISER BOOM LIFT CYLINDER	1	EA
1	6047167	COUNTER BALANCE VALVE ROSENBOOM FISHER	1	EA
*	6047171	SEAL KIT ROSENBOOM	1	EA
*	6047144	SEAL KIT FISHER	1	EA
2	PNNA	PISTON SEAL	1	EA
3	PNNA	WEAR RING	1	EA
4	PNNA	PISTON SEAL	1	EA
5	PNNA	RETAINING RING	1	EA
6	PNNA	SEAL RETAINER	1	EA
7	PNNA	ROD SEAL	1	EA
8	PNNA	STATIC SEAL O RING	1	EA
9	PNNA	STATIC SEAL B/U RING	1	EA

MAIN BOOM EXTEND CYLINDER

HYDRAULICS



Cylinder Identification Location

RMT cylinders – RMT logo, Snorkel part number and date code stamped near base end of cylinder.

Fisher/Hydratech cylinders – Manufacturer number, Snorkel part number and date code stamped on top of counterbalance valve block.

116372-000 B

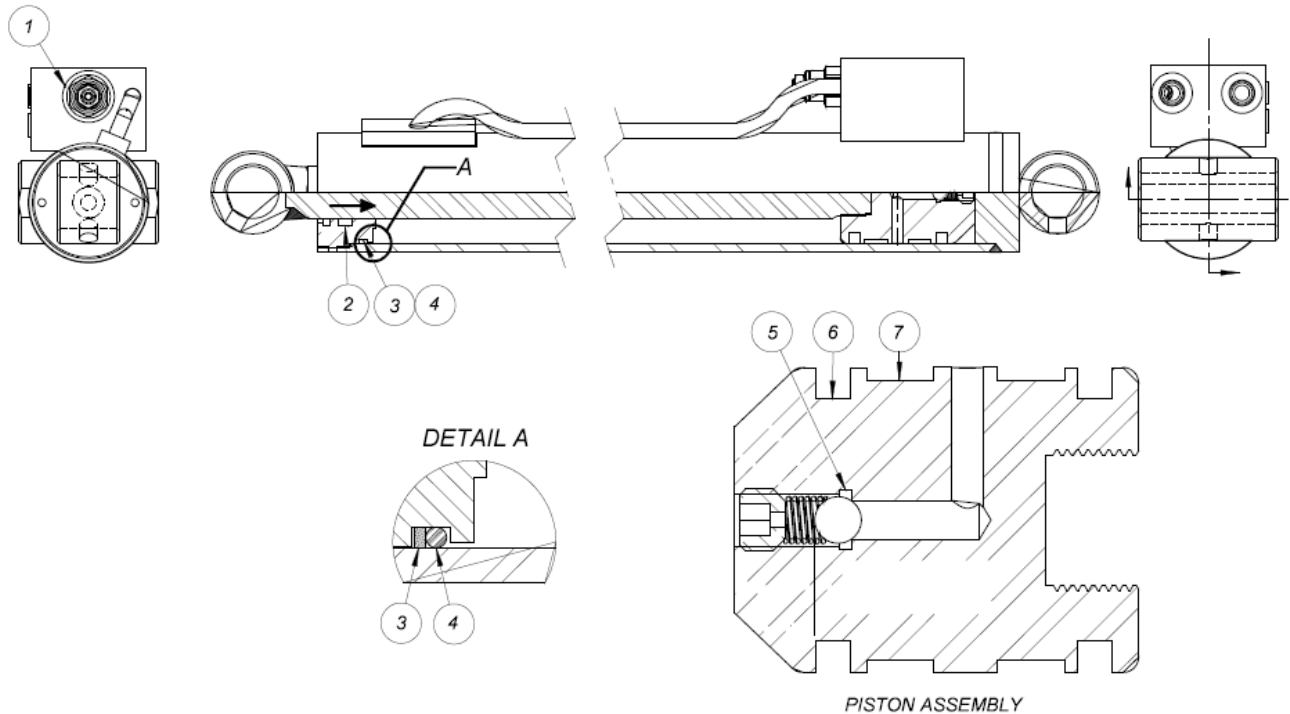
アイテム	部品番号	名前	数量	UOM
	116372 000 B	BOOM EXTEND CYLINDER	1	EA
1	511497 007	CB VALVE, (2000)	1	EA
*	0260309	SEAL KIT HYDRATECH – INCLUDES ITEMS 2 THROUGH 7	1	EA

MAIN BOOM EXTEND CYLINDER

アイテム	部品番号	名前	数量	UOM
*	0260744	SEAL KIT RMT – INCLUDES ITEMS 2 THROUGH 7	1	EA
*	6047145	SEAL KIT FISHER – INCLUDES ITEMS 2 THROUGH 7	1	EA
2	PNNA	PISTON SEAL	1	EA
3	PNNA	WEAR RING	1	EA
4	PNNA	STATIC SEAL O RING	1	EA
5	PNNA	STATIC SEAL O RING	1	EA
6	PNNA	SEAL RETAINER	1	EA
7	PNNA	ROD SEAL	1	EA

JIB BOOM CYLINDER

HYDRAULICS



Cylinder Identification Location

RMT cylinders – RMT logo, Snorkel part number and date code stamped near base end of cylinder.

Fisher/Hydratech cylinders – Manufacturer number, Snorkel part number and date code stamped on top of counterbalance valve block.

116373-000 A


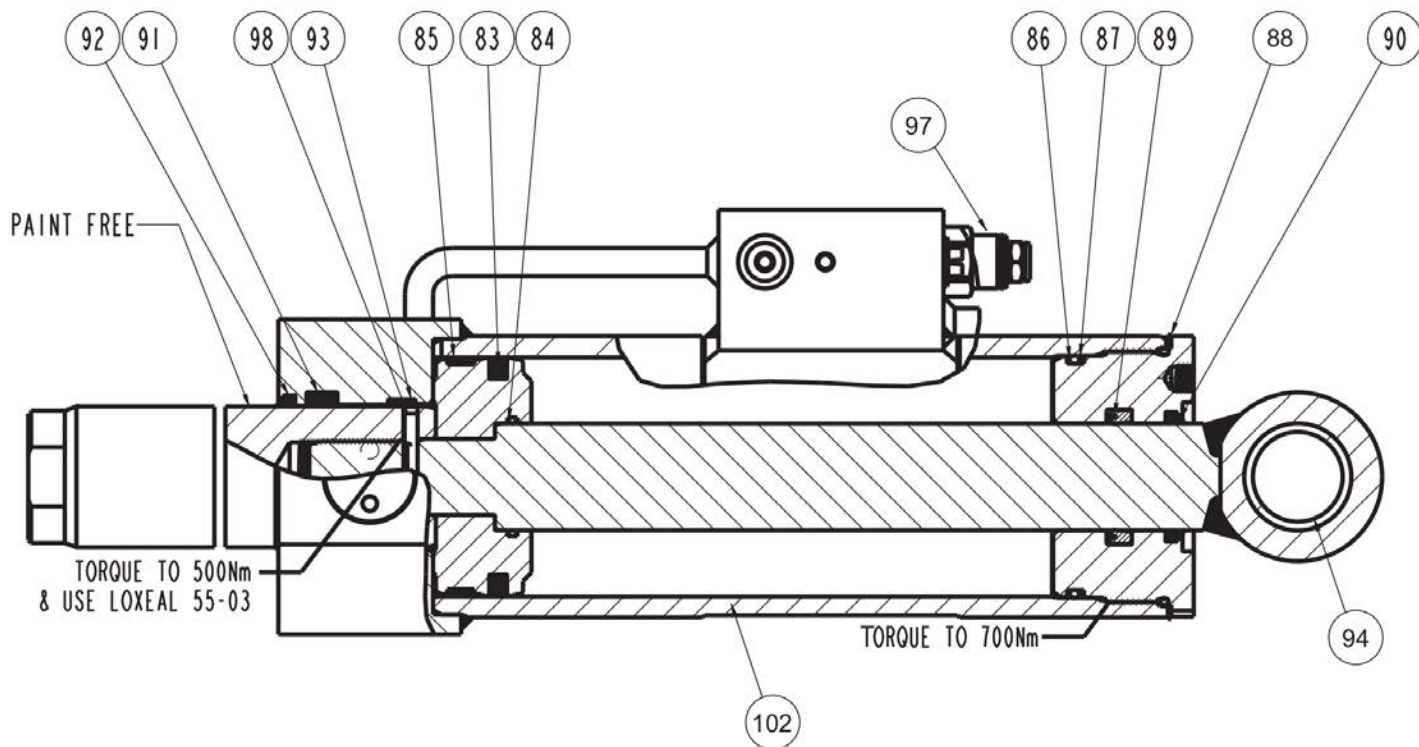
アイテム	部品番号	名前	数量	UOM
	116373 000 B	JIB BOOM CYLINDER		EA
1	0260516	COUNTER BALANCE VALVE HYDRATECH FISHER ROSENBOOM	1	EA
*	0260305	SEAL KIT HYDRATECH	1	EA
*	0260760	SEAL KIT ROSENBOOM	1	EA

JIB BOOM CYLINDER

アイテム	部品番号	名前	数量	UOM
*	6047142	SEAL KIT FISHER	1	EA
2	PNNA	ROD SEAL	1	EA
3	PNNA	STATIC SEAL BACK UP RING	1	EA
4	PNNA	STATIC SEAL O RING	1	EA
5	PNNA	STATIC SEAL O RING	1	EA
6	PNNA	PISTON SEAL	2	EA
7	PNNA	WEAR RING	2	EA

SLAVE LEVEL CYLINDER FISHER ROSENBOOM


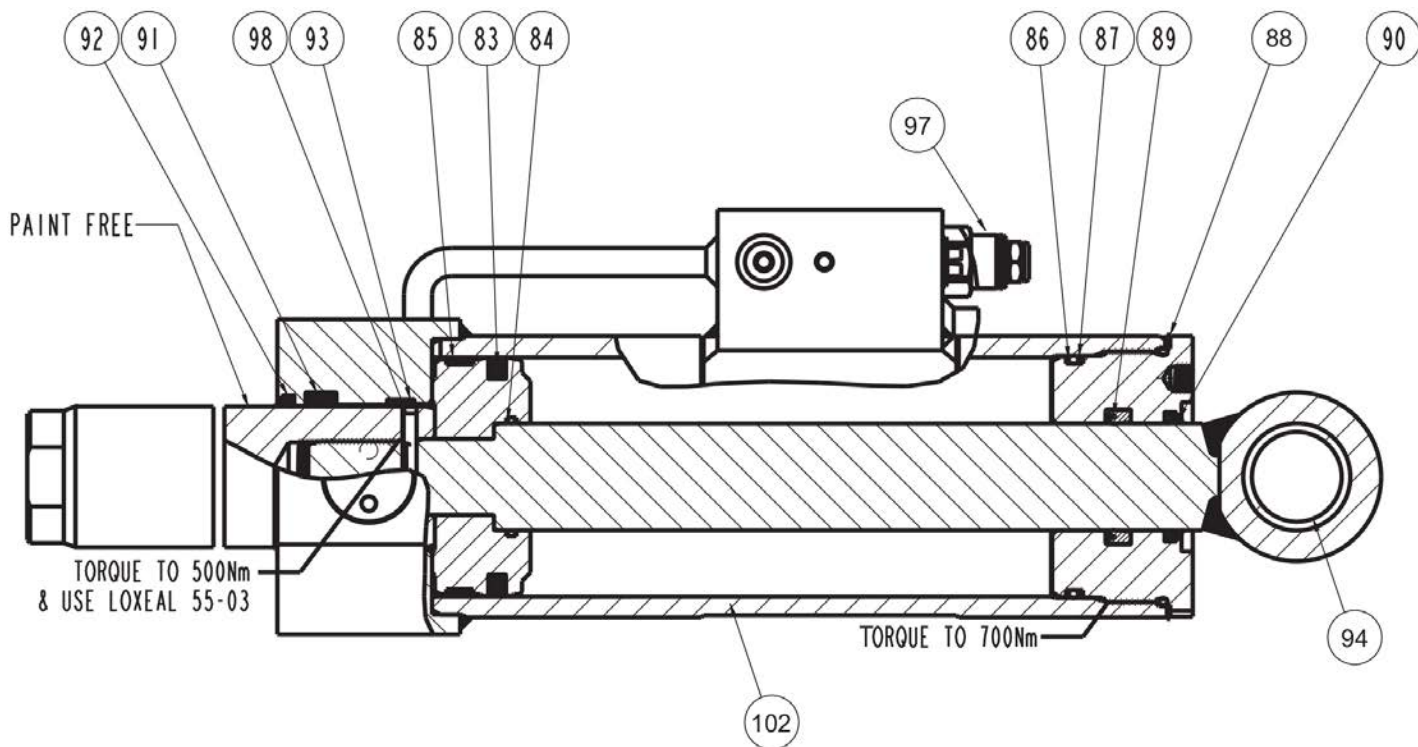
HYDRAULICS



アイテム	部品番号	名前	数量	UOM
	6047123 E	SLAVE LEVEL CYLINDER FISHER ROSENBOOM		EA
*	6047146	SEAL KIT FISHER	1	EA
*	6047138	SEAL KIT PB ROSENBOOM		EA
1	6047168	COUNTER BALANCE VALVE – HYDRATECH FISHER ROSENBOOM	2	EA
2	2509842	GARLOCK BEARING FISHER	1	EA
Not Shown	2509847	BEARING PB ROSENBOOM		EA

SLAVE LEVEL CYLINDER PB

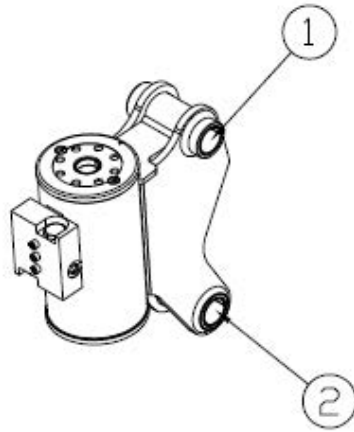
HYDRAULICS



アイテム	部品番号	名前	数量	UOM
	6047123 E	SLAVE LEVEL CYLINDER FISHER ROSENBOOM		EA
83	KIT ITEM	SUPPLIED WITH KIT		EA
84	KIT ITEM	SUPPLIED WITH KIT		EA
85	KIT ITEM	SUPPLIED WITH KIT		EA
86	KIT ITEM	SUPPLIED WITH KIT		EA
87	KIT ITEM	SUPPLIED WITH KIT		EA
88	KIT ITEM	SUPPLIED WITH KIT		EA
89	KIT ITEM	SUPPLIED WITH KIT		EA
90	KIT ITEM	SUPPLIED WITH KIT		EA
91	KIT ITEM	SUPPLIED WITH KIT		EA
92	KIT ITEM	SUPPLIED WITH KIT		EA
93	KIT ITEM	SUPPLIED WITH KIT		EA
94	KIT ITEM	SUPPLIED WITH KIT		EA
97	6047168	COUNTER BALANCE VALVE – HYDRATECH FISHER ROSENBOOM	2	EA
102	KIT ITEM	SUPPLIED WITH KIT		EA

PLATFORM ROTATOR ASSEMBLY

HYDRAULICS



アイテム	部品番号	名前	数量	UOM
	116320 000 B	PLATFORM ROTATOR HELAC	1	EA
*	8080152	SEAL KIT	1	EA

PLATFORM ROTATOR ASSEMBLY

アイテム	部品番号	名前	数量	UOM
1	062642 025	BRG 1.25ID 1.406OD 1.75L	1	EA
2	062642 023	BEARING SLEEVE 1.25 ID X 1.41	1	EA

A46JE SOFTWARE CHANGE JUNE 2019 AND AFTER

ELECTRICAL

	VEHICLE	2. A46JE			3. A46JRT			5. A46JRT DF			15. A46E PROP VLV			
		4. A46E ANSI	5. A46E CE	6. A46E AUS	8. A46JRT ANSI	9. A46JRT CE	10. A46JRT AUS	8. A46JRT ANSI	9. A46JRT CE	10. A46JRT AUS	24. A46E ANSI	25. A46E CE	26. A46E AUS	
DRIVE	MODEL-													
	PWD MIN	1%	1%	1%	25%	20%	20%	25%	20%	20%	1%	1%	1%	
	PWD MAX	73%	73%	73%	72%	65%	65%	72%	65%	65%	73%	73%	73%	
	PWD HIGHSPEED	100%	100%	100%	72%	75%	75%	73%	75%	75%	100%	100%	100%	
	REV MN	1%	1%	1%	25%	20%	20%	25%	20%	20%	1%	1%	1%	
	REV MAX	73%	73%	73%	72%	65%	65%	72%	65%	65%	73%	73%	73%	
	REV HIGHSPEED	100%	100%	100%	72%	75%	75%	73%	75%	75%	100%	100%	100%	
	ACCEL	1.5s	1.5s	1.5s	2.05	2.05	2.05	2.05	2.05	2.05	1.5s	1.5s	1.5s	
	DECEL	1.0s	1.0s	1.0s	0.55	0.55	0.55	0.55	0.55	0.55	1.0s	1.0s	1.0s	
	DRIVE ELEVATED	PWD MIN	1%	1%	1%	25%	20%	20%	25%	20%	20%	1%	1%	1%
PWD MAX		35%	35%	35%	51%	31%	31%	51%	31%	31%	35%	35%	35%	
REV MN		1%	1%	1%	25%	20%	20%	25%	20%	20%	1%	1%	1%	
REV MAX		35%	35%	35%	51%	31%	31%	51%	31%	31%	35%	35%	35%	
ACCEL		1.5s	1.5s	1.5s	1.05	1.05	1.05	1.05	1.05	1.05	1.5s	1.5s	1.5s	
DECEL		1.0s	1.0s	1.0s	0.55	0.55	0.55	0.55	0.55	0.55	1.0s	1.0s	1.0s	
STEER		ACCEL	0.2s	0.2s	0.2s	0.25	0.25	0.25	0.25	0.25	0.25	0.2s	0.2s	0.2s
		DECEL	0.1s	0.1s	0.1s	0.55	0.55	0.55	0.55	0.55	0.55	0.1s	0.1s	0.1s
		STEER MIN	50%	50%	50%	50%	50%	50%	50%	50%	50%	50%	50%	50%
		STEER MAX	50%	50%	50%	50%	50%	50%	50%	50%	50%	50%	50%	50%
BRAKES	PUMP	25%	25%	25%	40%	40%	40%	40%	40%	40%	25%	25%	25%	
	TIME	0.75s	0.75s	0.75s	0.75s	0.75s	0.75s	0.75s	0.75s	0.75s	0.75s	0.75s	0.75s	
	INITIAL	0.00s	0.00s	0.00s	0.25	0.25	0.25	0.25	0.25	0.25	0.00s	0.00s	0.00s	
DRIVE/LOWBAT	LOW BAT	32.0v	32.0v	32.0v	10.0V	10.0V	10.0V	10.0V	10.0V	10.0V	32.0v	32.0v	32.0v	
	HILL ASSIST	2 = X	2 = X	2 = X	2 = X	2 = X	2 = X	2 = X	2 = X	2 = X	2 = X	2 = X	2 = X	
DRIVE ANTI-STALL	SCALE	2%	2%	2%	2%	2%	2%	2%	2%	2%	2%	2%	2%	
	RPMINITIAL	0	0	0	1950	0	0	1950	0	0	0	0	0	
	RPMEXIT	0	0	0	2125	2125	2125	2125	2125	2125	0	0	0	
	NINITIAL	0	0	0	60%	60%	60%	60%	60%	60%	0	0	0	
LOWER LIFT	NMORE	0	0	0	20%	20%	20%	20%	20%	20%	0	0	0	
	UP MIN	30%	30%	30%	25%	25%	25%	25%	25%	25%	40%	40%	40%	
	UP MAX	90%	90%	90%	85%	80%	80%	85%	80%	80%	65%	65%	65%	
	DOWN MIN	20%	20%	20%	25%	25%	25%	25%	25%	25%	40%	40%	40%	
	DOWN MAX	90%	90%	90%	80%	80%	80%	80%	80%	80%	65%	65%	65%	
	ACCEL	0.8s	0.8s	0.8s	0.85	0.85	0.85	0.85	0.85	0.85	0.55	0.55	0.55	
	DECEL	0.2s	0.2s	0.2s	0.25	0.25	0.25	0.25	0.25	0.25	0.2s	0.2s	0.2s	
	LIFTroELEV	5s	5s	5s	5s	5s	5s	5s	5s	5s	5s	5s	5s	
	UP MIN	22%	22%	22%	25%	20%	20%	25%	20%	20%	40%	40%	40%	
	UP MAX	65%	65%	65%	70%	70%	70%	70%	70%	70%	65%	65%	65%	
UPPER LIFT	DOWN MIN	20%	20%	20%	25%	20%	20%	25%	20%	20%	40%	40%	40%	
	DOWN MAX	55%	55%	55%	65%	65%	65%	65%	65%	65%	65%	65%	65%	
	ACCEL	0.8s	0.8s	0.8s	0.85	0.85	0.85	0.85	0.85	0.85	0.55	0.55	0.55	
	DECEL	0.2s	0.2s	0.2s	0.3s	0.3s	0.3s	0.3s	0.3s	0.3s	0.2s	0.2s	0.2s	
	LIFTroELEV	5s	5s	5s	5s	5s	5s	5s	5s	5s	5s	5s	5s	
	UPPER LIFT EXT SCALE													
	TELE	OUT MIN	20%	20%	20%	25%	40%	40%	25%	40%	40%	40%	40%	40%
		OUT MAX	85%	85%	85%	90%	80%	80%	80%	80%	80%	65%	65%	65%
		IN MIN	20%	20%	20%	25%	40%	40%	25%	40%	40%	40%	40%	40%
		IN MAX	60%	60%	60%	90%	80%	80%	90%	80%	80%	65%	65%	65%
ACCEL		0.8s	0.8s	0.8s	0.85	0.85	0.85	0.85	0.85	0.85	0.55	0.55	0.55	
DECEL		0.2s	0.2s	0.2s	0.35	0.35	0.35	0.35	0.35	0.35	0.2s	0.2s	0.2s	
TeleExtExtended		12s	12s	12s	12s	12s	12s	12s	12s	12s	12s	12s	12s	
CW MIN		10%	10%	10%	25%	25%	25%	25%	25%	25%	37%	37%	37%	
CW MAX		80%	80%	80%	30%	42%	42%	30%	42%	42%	45%	45%	45%	
CCW MIN		10%	10%	10%	25%	25%	25%	25%	25%	25%	37%	37%	37%	
SLEW	CCW MAX	80%	80%	80%	30%	47%	47%	30%	47%	47%	45%	45%	45%	
	ACCEL	0.8s	0.8s	0.8s	0.85	0.85	0.85	0.85	0.85	0.85	0.55	0.55	0.55	
	DECEL	0.2s	0.2s	0.2s	0.2s	0.2s	0.2s	0.2s	0.2s	0.2s	0.2s	0.2s	0.2s	

A46JE SOFTWARE CHANGE JUNE 2019 AND AFTER

VEHICLE MODEL-	2. A46JE			3. A46JRT			5. A46JRT DF			15. A46E PROP VLV			
	4. A46E ANSI	5. A46E CE	6. A46E AUS	8. A46JRT ANSI	9. A46JRT CE	10. A46JRT AUS	8. A46JRT ANSI	9. A46JRT CE	10. A46JRT AUS	24. A46E ANSI	25. A46E CE	26. A46E AUS	
SLEW EXT SCALE													
JIB	UP MIN	10%	10%	10%	10%	10%	10%	10%	10%	10%	37%	37%	37%
	UP MAX	55%	55%	55%	31%	30%	30%	30%	30%	30%	65%	65%	65%
	DOWN MIN	12%	12%	12%	10%	10%	10%	10%	10%	10%	38%	38%	38%
	DOWN MAX	50%	50%	50%	30%	30%	30%	30%	30%	30%	50%	50%	50%
	CW MIN	5%	5%	5%	5%	5%	5%	5%	5%	5%	5%	5%	5%
	CW MAX	50%	50%	50%	50%	50%	50%	50%	50%	50%	50%	50%	50%
	CCW MIN	5%	5%	5%	5%	5%	5%	5%	5%	5%	5%	5%	5%
	CCW MAX	50%	50%	50%	50%	50%	50%	50%	50%	50%	50%	50%	50%
	ACCEL	0.8s	0.8s	0.8s	0.8s	0.8s	0.8s	0.8s	0.8s	0.8s	0.5s	0.5s	0.5s
	DECEL	0.2s	0.2s	0.2s	0.2s	0.2s	0.2s	0.2s	0.2s	0.2s	0.2s	0.2s	0.2s
BASKET	UP MIN	20%	20%	20%	18%	20%	20%	18%	20%	20%	50%	50%	50%
	UP MAX	25%	25%	25%	20%	25%	25%	20%	25%	25%	50%	50%	50%
	DOWN MIN	20%	20%	20%	18%	20%	20%	18%	20%	20%	45%	45%	45%
	DOWN MAX	20%	20%	20%	20%	25%	25%	20%	25%	25%	45%	45%	45%
	CW MIN	20%	20%	20%	18%	20%	20%	18%	20%	20%	37%	37%	37%
	CW MAX	40%	40%	40%	20%	25%	25%	20%	25%	25%	45%	45%	45%
	CCW MIN	20%	20%	20%	18%	20%	20%	18%	20%	20%	37%	37%	37%
	CCW MAX	40%	40%	40%	20%	25%	25%	20%	25%	25%	45%	45%	45%
	ACCEL	0.8s	0.8s	0.8s	0.8s	0.8s	0.8s	0.8s	0.8s	0.8s	0.5s	0.5s	0.5s
	DECEL	0.2s	0.2s	0.2s	0.2s	0.2s	0.2s	0.2s	0.2s	0.2s	0.2s	0.2s	0.2s
TILT	Xrip	5.0deg	3.50deg	3.50deg	5.0deg	3.50deg	3.50deg	5.0deg	3.50deg	3.50deg	5.0deg	3.50deg	3.50deg
	Yrip	5.0deg	3.50deg	3.50deg	5.0deg	3.50deg	3.50deg	5.0deg	3.50deg	3.50deg	5.0deg	3.50deg	3.50deg
	Xrip Elev	5.0deg	3.50deg	3.50deg	5.0deg	3.50deg	3.50deg	5.0deg	3.50deg	3.50deg	5.0deg	3.50deg	3.50deg
	Yrip Elev	5.0deg	3.50deg	3.50deg	5.0deg	3.50deg	3.50deg	5.0deg	3.50deg	3.50deg	5.0deg	3.50deg	3.50deg
	DELAYrip	2.0s	2.0s	2.0s	2.0s	2.0s	2.0s	2.0s	2.0s	2.0s	2.0s	2.0s	2.0s
	DELAYclear	0.5s	0.5s	0.5s	0.5s	0.5s	0.5s	0.5s	0.5s	0.5s	0.5s	0.5s	0.5s
OVERLOAD	TRIP@	0%	110%	110%	0%	110%	110%	0%	110%	110%	0%	110%	110%
	LAMP@	0%	99%	99%	0%	99%	99%	0%	99%	99%	0%	99%	99%
	ALARM@	0%	110%	110%	0%	110%	110%	0%	110%	110%	0%	110%	110%
	DELAYrip	1.5s	1.5s	1.5s	1.5s	1.5s	1.5s	1.5s	1.5s	1.5s	1.5s	1.5s	1.5s
	DELAYclear	1.5s	1.5s	1.5s	1.5s	1.5s	1.5s	1.5s	1.5s	1.5s	1.5s	1.5s	1.5s
	Override	0s	4s	4s	0s	4s	4s	0s	4s	4s	0s	4s	4s
ALARMS	DRIVE	ON	ON	ON	ON	ON	ON	ON	ON	ON	ON	ON	ON
	LIFT	OFF	OFF	OFF	OFF	OFF	OFF	OFF	OFF	OFF	OFF	OFF	OFF
	LOWER	ON	ON	ON	ON	ON	ON	ON	ON	ON	ON	ON	ON
	SLEW	ON	ON	ON	ON	ON	ON	ON	ON	ON	ON	ON	ON
	TELE	OFF	OFF	OFF	OFF	OFF	OFF	OFF	OFF	OFF	OFF	OFF	OFF
	JIB	OFF	OFF	OFF	OFF	OFF	OFF	OFF	OFF	OFF	OFF	OFF	OFF
	BASKET	OFF	OFF	OFF	OFF	OFF	OFF	OFF	OFF	OFF	OFF	OFF	OFF
	TILT	1=ELEVATED	1=ELEVATED	1=ELEVATED	1=ELEVATED	1=ELEVATED	1=ELEVATED	1=ELEVATED	1=ELEVATED	1=ELEVATED	1=ELEVATED	1=ELEVATED	1=ELEVATED
GROUNDMODE	SPEED	100%	100%	100%	100%	50%	50%	100%	50%	50%	100%	100%	100%
(copy of above)													
SETUP	MODEL-	4. A46E ANSI	5. A46E CE	6. A46E AUS	8. A46JRT ANSI	9. A46JRT CE	10. A46JRT AUS	8. A46JRT ANSI	9. A46JRT CE	10. A46JRT AUS	24. A46E ANSI	25. A46E CE	26. A46E AUS
DEFAULTS	PART NUMBER	2-A46E	2-A46E	2-A46E	3-A46JRT	3-A46JRT	3-A46JRT	3-A46JRT	3-A46JRT	3-A46JRT	2-A46E	2-A46E	2-A46E
	MODEL	4-A46E ANSI	5-A46E CE	6-A46E AUS	7-A46JRT ANSI	8-A46JRT CE	9-A46JRT AUS	7-A46JRT ANSI	8-A46JRT CE	9-A46JRT AUS	4-A46E ANSI	5-A46E CE	6-A46E AUS
	SEM MODEL	3 = A46E	3 = A46E	3 = A46E	0	0	0	0	0	0	3 = A46E	3 = A46E	3 = A46E
TILT SETUPS	TILT SHUTDOWN	0=NEVER	0=NEVER	0=NEVER	0=NEVER	0=NEVER	0=NEVER	0=NEVER	0=NEVER	0=NEVER	0=NEVER	0=NEVER	0=NEVER
	ELEV TILT SHUTDOWN	0=NEVER	4=Drive&Ext&Up	4=Drive&Ext&Up	0=NEVER	4=Drive&Ext&Up	4=Drive&Ext&Up	0=NEVER	4=Drive&Ext&Up	4=Drive&Ext&Up	0=NEVER	4=Drive&Ext&Up	4=Drive&Ext&Up
HEIGHT SETUPS	FLV SWITCH	2	2	2	2	2	2	2	2	2	2	2	2
	ELEVATION @	0%	0%	0%	0%	0%	0%	0%	0%	0%	0%	0%	0%
	TILT CORRECTION	0=DISABLED	0=DISABLED	0=DISABLED	0=DISABLED	0=DISABLED	0=DISABLED	0=DISABLED	0=DISABLED	0=DISABLED	0=DISABLED	0=DISABLED	0=DISABLED
LOAD SETUPS	CELLS	0	2	2	0	2	2	0	2	2	0	2	2
	FAULTY LOAD	-100%	-100%	-100%	-100%	-100%	-100%	-100%	-100%	-100%	-100%	-100%	-100%
	DYNAMIC SCALE	95%	95%	95%	95%	95%	95%	95%	95%	95%	95%	95%	95%

A46JE SOFTWARE CHANGE JUNE 2019 AND AFTER

VEHICLE	MODEL	2. A46JE			3. A46JRT			5. A46JRT DF			15. A46E PROP VLV		
		4. A46E ANS1	5. A46E CE	6. A46E AUS	8. A46JRT ANS1	9. A46JRT CE	10. A46JRT AUS	8. A46JRT ANS1	9. A46JRT CE	10. A46JRT AUS	24. A46E ANS1	25. A46E CE	26. A46E AUS
INTERLOCKS	ETIMCOUT	10.0s	10.0s	10.0s	10.0s	10.0s	10.0s	10.0s	10.0s	10.0s	10.0s	10.0s	10.0s
	WAITforGO	1.0s	1.0s	1.0s	1.0s	1.0s	1.0s	1.0s	1.0s	1.0s	1.0s	1.0s	1.0s
	DRIFT-ROOM	Allowed	Blocked	Blocked	Allowed	Blocked	Blocked	Allowed	Blocked	Blocked	Allowed	Blocked	Blocked
	Sprongguard	Enabled	Enabled	Enabled	Enabled	Enabled	Enabled	Enabled	Enabled	Enabled	Enabled	Enabled	Enabled
	DriveLock	Disabled	Disabled	Disabled	Disabled	Disabled	Disabled	Disabled	Disabled	Disabled	Disabled	Disabled	Disabled
	Aircraft	Disabled	Disabled	Disabled	Disabled	Disabled	Disabled	Disabled	Disabled	Disabled	Disabled	Disabled	Disabled
	Auto												
BDI	VPCmin	1.87	1.87	1.87	1.93	1.93	1.93	1.93	1.93	1.93	1.87	1.87	1.87
	VPCmax	1.98	1.98	1.98	2.13	2.13	2.13	2.13	2.13	2.13	1.98	1.98	1.98
	VPCreset	1.97	1.97	1.97	2.13	2.13	2.13	2.13	2.13	2.13	1.97	1.97	1.97
ENGINE SETUPS	RPMscale	1	1	1	2	2	2	2	2	2	1	1	1
	RPMidle	0	0	0	0	0	0	0	0	0	0	0	0
	RPMthrottle	0	0	0	0	0	0	0	0	0	0	0	0
	THROTTLEmid	-	-	-	-	-	-	-	-	-	-	-	-
	THROTTLEhigh	-	-	-	-	-	-	-	-	-	-	-	-
	MINDrive	-	-	-	-	-	-	-	-	-	-	-	-
	MAXDrive	-	-	-	-	-	-	-	-	-	-	-	-
	MINDrsteer	-	-	-	-	-	-	-	-	-	-	-	-
	MAXDrsteer	-	-	-	-	-	-	-	-	-	-	-	-
	MINI	-	-	-	-	-	-	-	-	-	-	-	-
	MAXI	-	-	-	-	-	-	-	-	-	-	-	-
	MINHul	-	-	-	-	-	-	-	-	-	-	-	-
	MAXHul	-	-	-	-	-	-	-	-	-	-	-	-
	MINstele	-	-	-	-	-	-	-	-	-	-	-	-
	MAXstele	-	-	-	-	-	-	-	-	-	-	-	-
	MINslew	-	-	-	-	-	-	-	-	-	-	-	-
	MAXslew	-	-	-	-	-	-	-	-	-	-	-	-
	MINjib	-	-	-	-	-	-	-	-	-	-	-	-
	MAXjib	-	-	-	-	-	-	-	-	-	-	-	-
	MINbasket	-	-	-	-	-	-	-	-	-	-	-	-
	MAXbasket	-	-	-	-	-	-	-	-	-	-	-	-
	RPMgen	-	-	-	-	-	-	-	-	-	-	-	-
	RPMgenfine	-	-	-	-	-	-	-	-	-	-	-	-
VCCM Setups	1min	-	-	-	0A	0A	0A	0A	0A	0A	-	-	-
	1max	-	-	-	1.6A	1.6A	1.6A	1.6A	1.6A	1.6A	-	-	-
	2min	-	-	-	0A	0A	0A	0A	0A	0A	-	-	-
	2max	-	-	-	1.6A	1.6A	1.6A	1.6A	1.6A	1.6A	-	-	-
	3min	-	-	-	0.3A	0.3A	0.3A	0.3A	0.3A	0.3A	-	-	-
	3max	-	-	-	1.1A	1.1A	1.1A	1.1A	1.1A	1.1A	-	-	-
	4min	-	-	-	0.3A	0.3A	0.3A	0.3A	0.3A	0.3A	-	-	-
	4max	-	-	-	1.1A	1.1A	1.1A	1.1A	1.1A	1.1A	-	-	-
5min	-	-	-	0.3A	0.3A	0.3A	0.3A	0.3A	0.3A	-	-	-	
5max	-	-	-	1.1A	1.1A	1.1A	1.1A	1.1A	1.1A	-	-	-	
6min	-	-	-	0.3A	0.3A	0.3A	0.3A	0.3A	0.3A	-	-	-	
6max	-	-	-	1.1A	1.1A	1.1A	1.1A	1.1A	1.1A	-	-	-	

アイテム	部品番号	名前	数量	UOM
*	21510508 A	A46JE SOFTWARE CHANGE JUNE 2019 AND AFTER		EA
1	*	TIRE AND WHEEL ASSEMBLY GNM OTR	*	EA
2	*	TIRE AND WHEEL ASSEMBLY GNM OTR	*	EA
Not Shown	*	TIRE AND WHEEL ASSEMBLY GNM OTR	*	EA
Not Shown	*	TIRE AND WHEEL ASSEMBLY GNM OTR	*	EA

AB46E CE CONVERSION

ELECTRICAL

NO IMAGE AVAILABLE
(BOM FOR REFERENCE ONLY)

アイテム	部品番号	名前	数量	UOM
	0260678 B	AB46E CE CONVERSION		EA
1	0260745	WIRE HARNESS VALVE BLOCK	2	EA
2	0260037	WIRE HARNESS TO HORN – ITEM NOT SHOWN	1	EA
3	3020081	SW TGL DPDT (M/ON) SEALED	1	EA
4	3069524	LIGHT RED LED 12V	1	EA
5	3028813	KEYED SELECTOR SWITCH (MARCH 2014 AND BEFORE)	1	EA

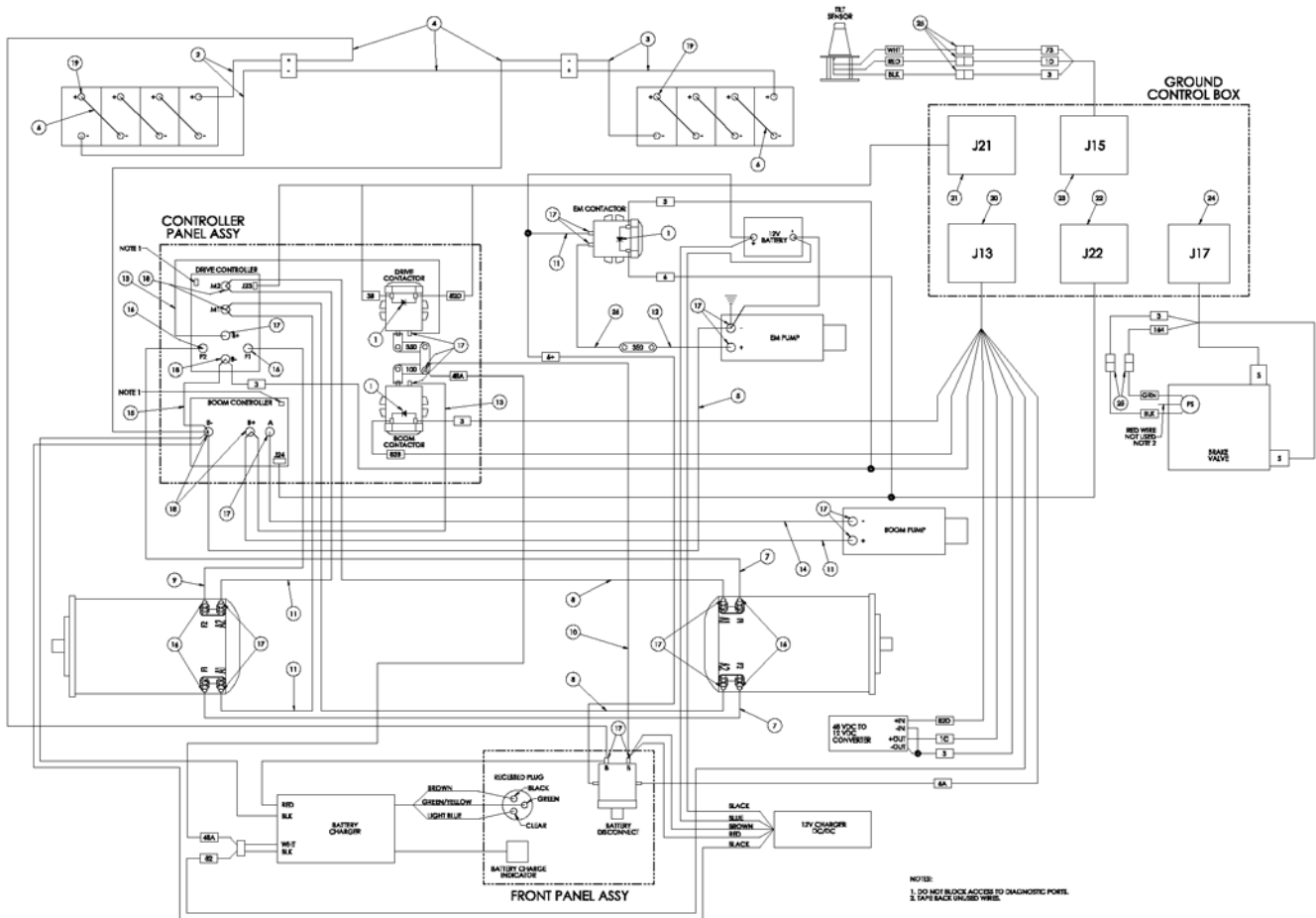
AB46E CE CONVERSION

アイテム	部品番号	名前	数量	UOM
6	3028814	CONTACT BLOCK	1	EA
7	3028810	PUSH/PULL EMERGENCY STOP	1	EA
8	3040293	DIODE	1	EA
9	3040341	PIN CONTACT SIZE 16 16/18 GA	3	EA
10	3040650	SOCKET CONTACT 12 DEUTSCH DEU	6	EA
11	0260210	WIRE HARNESS, OVERLOAD MODULE	1	EA
12	0260229	MANUAL OPERATOR AB46E CE UPRIGHT	1	EA
13	0260230 1	CAM CE RISER SWITCH	1	EA
14	0260232	WIRE ASSEMBLY MAIN BOOM SWITCH CE	1	EA
15	0260234	MOUNTING BRACKET	1	EA
16	0260236	WIRE ASSEMBLY	1	EA
17	0260347	ASS'Y. LIMIT SWITCH	1	EA
18	0260390 3	GUARD WELDMENT PINION GEAR	1	EA
19	0260416 0	WLDMT MNT LIMIT SW	1	EA
20	0260589	WIRE 2 R.375 R.375 13 BLK	6	EA
21	0260590	WIRE 2 R.375 R.375 80 RED	1	EA
22	3020103	LEVEL SENSOR 3.5 DEGREE	1	EA
23	3020140	SWITCH LIMIT MINIATURE	1	EA
24	3040070	NUT LKG HUB .500 APPLETON: P/N BL50 REG 801	2	EA
25	3040711	CONN 90 .500 .375 .500	2	EA
26	056021 008	Washer SpringWasher DIN127B M8	4	EA
27	058503 020	BOLT SKTCAPSCREW DIN912 M8 X20MM	4	EA

AB46E CE CONVERSION

アイテム	部品番号	名前	数量	UOM
28	056069 008	WASHER, STEELFLATWASHER DIN12M8 FLAT WASHER DIN 125	4	EA
29	056066 004	NUT NYLOCK DIN985 M4 8.0 ZP	2	EA
30	056069 005	Washer SteelFlatWasher DIN125A	4	EA
31	5563094	SCREW, RD HD M4 X 30 MM	2	EA
32	5563095	SCR RNDHD M4 0.70 35MM PHL	2	EA
33	5563089	BLT HEXHD M12 1.75 X 12MM DIN	4	EA
34	5563114	SCR RNDHD M5 0.8 45MM PHL	4	EA
35	056066 005	Nut NylockNut DIN985 M5 8.0 Zi	4	EA
36	A26006D	ELECTRICAL SCHEMATIC AB46 E CE	1	EA
37	116347 000	OVERLOAD CONTROLLER GP107	1	EA
38	116346 000	overload cell – CE ONLY BEFORE SN 01 0004 (Not illustrated)	1	EA
39	3040469	RELAY SPDT 12V 30AMP SONG	3	EA
40	3220096	OVERLOAD FAULT DETECTION	1	EA
41	3040057	TERMINAL STRIP 18 CIRCUIT	1	EA
42	3040341	PIN CONTACT SIZE 16 16/18 GA	9	EA
43	3040700	LOCK WEDGE 8 PIN REC	1	EA
44	0361233	DIODE ASSEMBLY	2	EA
45	0170335	DIODE WIRE	3	EA
46	0260499	INDICATOR ASSEMBLY DISCONNECT (E CE)	1	EA
47	102244 000 0	TOEBOARD CAGE ENTRY AU	1	EA

CHASSIS WIRING ANSI A46JE-04-000158 AND BEFORE CE A46JE-04-010859 AND BEFORE ELECTRICAL



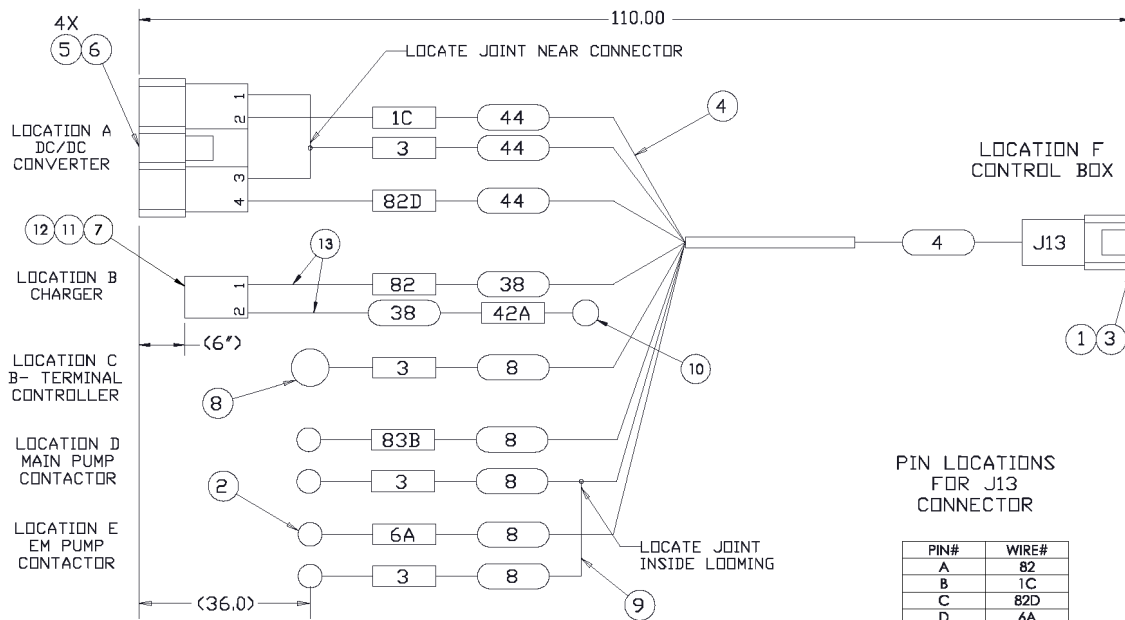
アイテム	部品番号	名前	数量	UOM
	A26008C B	CHASSIS WIRING		EA
1	0351039	DIODE ASSY R10I R10I SEE DRAWI	3	EA
2	0260211	BATTERY WIRE RIGHT SIDE	1	EA
3	0260212	BATTERY WIRE LEFT SIDE	1	EA
4	0260213	BATTERY WIRE CENTER	1	EA
5	0260214	WIRE 2 R312I R312I 36 BLK	1	EA
6	0075268	WIRE 2/0 R375 R375 13 BLK	6	EA

CHASSIS WIRING ANSI A46JE-04-000158 AND BEFORE CE A46JE-04-010859 AND BEFORE

アイテム	部品番号	名前	数量	UOM
7	0351107	WIRE 10 R313I R250I 48 WHT SP	2	EA
8	0350727	WIRE 2 R313I R313I 66 RED	2	EA
9	0350758	WIRE 10 R313I R250I 24 WHT SP	1	EA
10	0073940	WIRE 2/0 R375 R375 80	1	EA
11	0162244	WIRE 2 R312 R375 20 RED	4	EA
12	0090430	WIRE 4 R313I R375I 15	1	EA
13	0161408	WIRE 2 R313I R313I 10 BLK	2	EA
14	0161746	WIRE 2 R375I R375I 26 BLK	1	EA
15	584926	WIRE 2 R375 R375 9 BLK	1	EA
16	3040268	BOOT BTRY CABLE END BLK	6	EA
17	3040269	Boot Cable Entry Black I/O GA	18	EA
18	3040270	BOOT BTRY CABLE END Y TYPE	5	EA
19	010154 001	COVER BATTERY TERMINAL	16	EA
20	0260141	WIRING HARNESS, E CHASSIS	1	EA
21	0260144	WIRING HARNESS, DRIVE CONTROLLER	1	EA
22	0260145	WIRING HARNESS, BOOM CONTROLLER	1	EA
Not Shown	0260531	WIRING HARNESS, BOOM CONTROLLER CE	1	EA
23	0260033	WIRING HARNESS LEVEL SENSOR	1	EA
24	0260140	WIRING HARNESS, BRAKE RELEASE VALVE	1	EA
25	3040046	TERM MALE250FI 22/18	5	EA
26	0150440	WIRE 2 R312 R312 9 RED	1	EA

CHASSIS WIRING HARNESS ANSI A46JE-04-000158 AND BEFORE CE A46JE-04-010859 AND BEFORE

ELECTRICAL



- NOTES:
1. HARNESS TO BE BUILT PER ES-6-2, ES-6-3, & ES-6-4.
 2. ALL PIGTAIL LENGTHS ARE TO BACK OF CONNECTORS, UNLESS OTHERWISE SPECIFIED.
 3. PERMANENTLY MARK CONNECTORS J13 AS SHOWN.
 4. PERMANENTLY LABEL WIRE #'S AS SHOWN.
 5. USE BLACK 16GA WIRE FOR ALL #3 WIRES.
 6. 12 CONDUCTOR CABLE CAN BE USED IN PLACE OF SINGLE CONDUCTOR WIRES LOOMED TOGETHER.

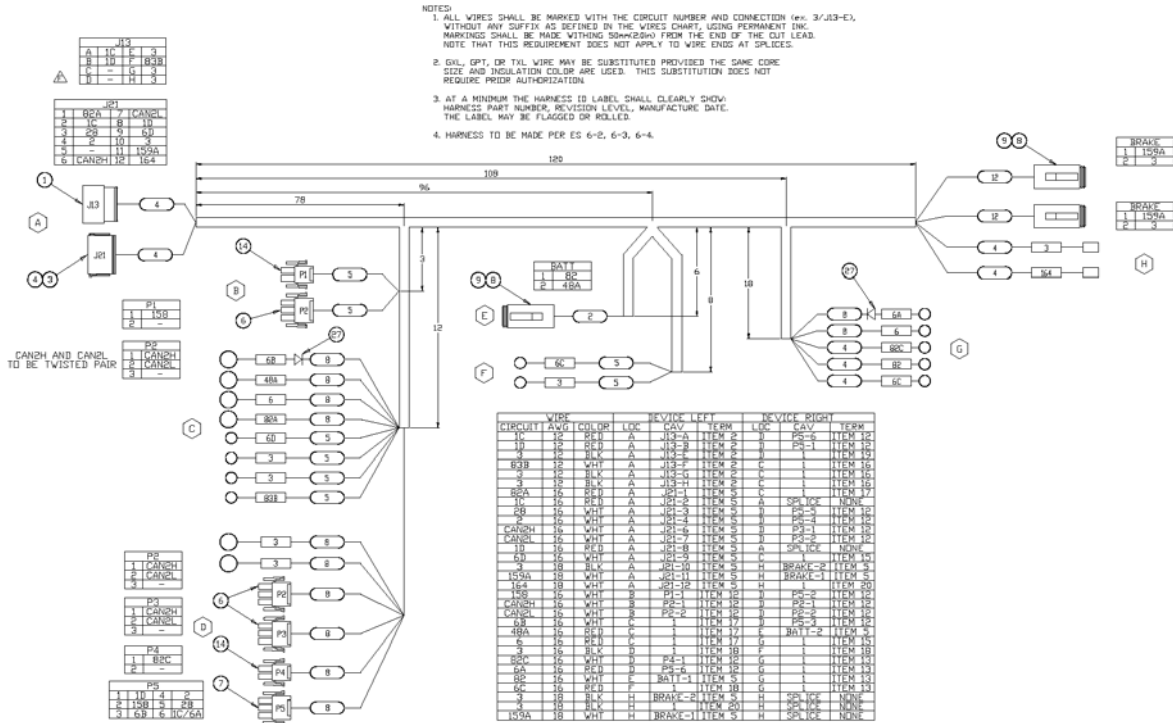
アイテム	部品番号	名前	数量	UOM
	0260141 E	WIRING HARNESS, E CHASSIS	1	EA
1	3220129	CONN DEUTSCH 8 PIN 12GA RECPT	1	EA
2	3044854	TERM R10I 12/10	4	EA
3	3040649	PIN CONTACT 12 DEUTSCH	8	EA
4	3011641	WIRE 16GA SINGLE CONDUCTOR WHT	A/R	EA
5	3220121	CONN, 4 PIN MINI SR, RECEP	1	EA

CHASSIS WIRING HARNESS ANSI A46JE-04-000158 AND BEFORE CE A46JE-04-010859 AND BEFORE

アイテム	部品番号	名前	数量	UOM
6	3220122	CONTACT, MINI SR, FEMALE	4	EA
7	3049803	CONNECTOR 2 PIN DEUTSCH PLUG	1	EA
8	3044836	TERM R375I 12/10	1	EA
9	3011601	WIRE 16GA SINGLE CONDUCTOR BLK	A/R	EA
10	3044856	TERM R312I 12/10	1	EA
11	3049807	LOCK WEDGE 2 PIN DEUTSCH PLUG	1	EA
12	3040698	SOCKET CONTACT SIZE 16 14/16GA	2	EA
13	3011441	WIRE 14GA SINGLE CONDUCTOR WHT	A/R	EA

CHASSIS HARNESS PG ANSI AFTER A46JE-04-000159 AND PG CE AFTER A46JE-01-010860

ELECTRICAL



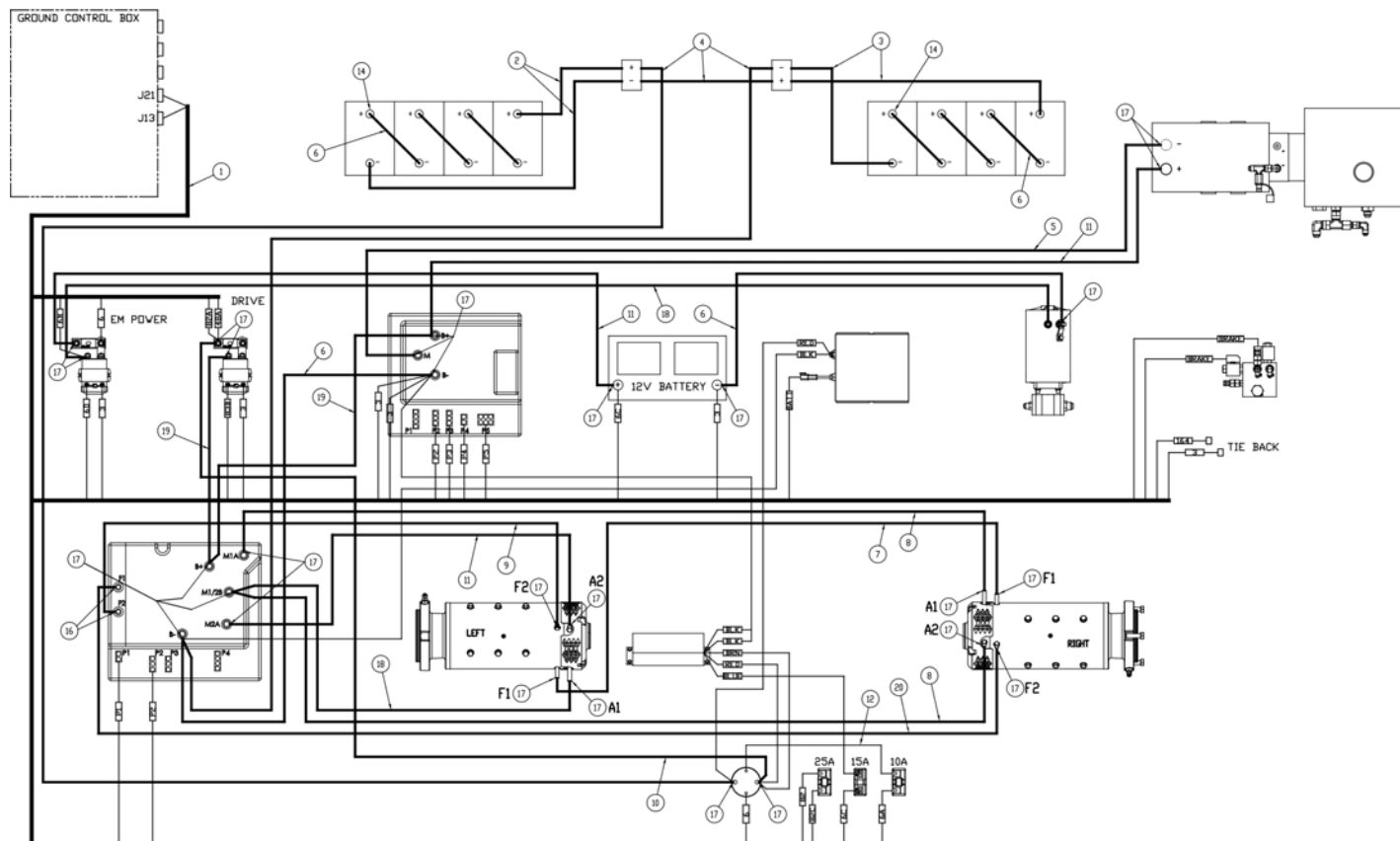
アイテム	部品番号	名前	数量	UOM
	0260809 F	CHASSIS HARNESS PG CE AFTER S/N A46JE 01 010860 AND AFTER S/N A46JE 01 010860		EA
1	3220129	CONN DEUTSCH 8 PIN 12GA RECPT	1	EA
2	3028827	PIN 12GA DEUTSCH	6	EA
3	3049813	CONNECTOR 12 PIN PLUG	1	EA
4	3040342	SOCKET CONTACT SIZE 16 16/18GA	1	EA

CHASSIS HARNESS PG ANSI AFTER A46JE-04-000159 AND PG CE AFTER A46JE-01-010860

アイテム	部品番号	名前	数量	UOM
5	3040342	SOCKET CONTACT SIZE 16 16/18GA	17	EA
6	3220242	CONNECTOR HOUSING RECEPTACLE 6 POS 2 ROW	3	EA
7	3220183	CONNECTOR AMP 6 PIN PLUG	1	EA
8	3049803	CONNECTOR 2 PIN DEUTSCH PLUG	3	EA
9	3049807	LOCK WEDGE 2 PIN DEUTSCH PLUG	3	EA
12	3220026	SOCKET 16/18 GA AMP	15	EA
13	3044158	TERM R6I	4	EA
14	3220181	CONN AMP 2PIN P/N:1 480698 0	2	EA
15	3044161	TERM R10I 16/14	2	EA
16	3044854	TERM R10I 12/10	3	EA
17	3044163	TERM R312I 16/14	3	EA
18	961089	TERM R101 16/14	3	EA
19	3040047	TERM FEM250FI 22/18	1	EA
20	3040047	TERM FEM250FI 22/18	2	EA
21	3011241	WIRE 12GA SINGLE CONDUCTOR WHT	A/R	EA
22	3011641	WIRE 16GA SINGLE CONDUCTOR WHT	A/R	EA
23	3011661	WIRE 16GA SINGLE CONDUCTOR RED	A/R	EA
24	3011601	WIRE 16GA SINGLE CONDUCTOR BLK	A/R	EA
25	3011241	WIRE 12GA SINGLE CONDUCTOR WHT	A/R	EA
26	3011251	WIRE 12GA SINGLE CONDUCTOR BLK	A/R	EA
27	3040293	DIODE	2	EA

CHASSIS ELECTRICAL ASSEMBLY A46JE PG OCTOBER 2019 AND AFTER

ELECTRICAL



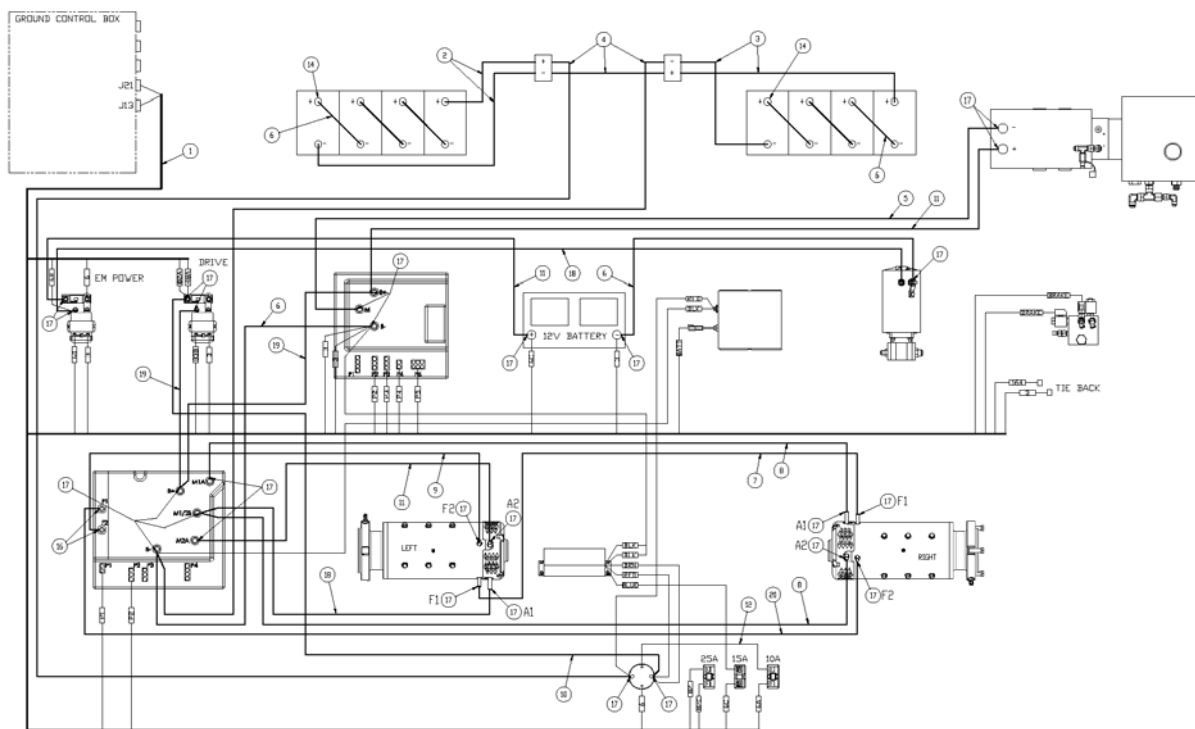
アイテム	部品番号	名前	数量	UOM
Not Shown	0260867 P2	CHASSIS ELECTRICAL ASSEMBLY A46JE PG OCTOBER 2019 AND AFTER		EA
1	0260809	CHASSIS HARNESS, A46JE PG	1	EA
2	0260211	BATTERY WIRE RIGHT SIDE	1	EA
3	0260212	BATTERY WIRE LEFT SIDE	1	EA
4	0260213	BATTERY WIRE CENTER	1	EA
5	0260214	WIRE 2 R312I R312I 36 BLK	1	EA
6	0075268	WIRE 2/0 R375 R375 13 BLK	8	EA
7	0351107	WIRE 10 R313I R250I 48 WHT SP	1	EA
8	0350727	WIRE 2 R313I R313I 66 RED	2	EA

CHASSIS ELECTRICAL ASSEMBLY A46JE PG OCTOBER 2019 AND AFTER

アイテム	部品番号	名前	数量	UOM
9	0350758	WIRE 10 R313I R250I 24 WHT SP	1	EA
10	0073940	WIRE 2/0 R375 R375 80	1	EA
11	0162244	WIRE 2 R312 R375 20 RED	3	EA
12	0073781	WIRE 16 R10I R6I 6	1	EA
14	010154 001	COVER BATTERY TERMINAL	16	EA
16	3040268	BOOT BTRY CABLE END BLK	2	EA
17	3040269	Boot Cable Entry Black I/O GA	27	EA
18	0371891	WIRE 2 R375I R313I 39 RED	2	EA
19	0080484	WIRE 2/0 R375 R375 13 RED	2	EA
20	0260952	WIRE 6 R313I R313I 48 WHT SP WIRE TO BE STAMPED F1 AND F2	1	EA
21	A26034A	CHASSIS ASSY A46JE PG DRAWING ONLY	0	EA

CHASSIS ASSEMBLY PG ANSI A46JE-04-000159 AND AFTER PG CE A46JE-01-010860 AND AFTER

ELECTRICAL

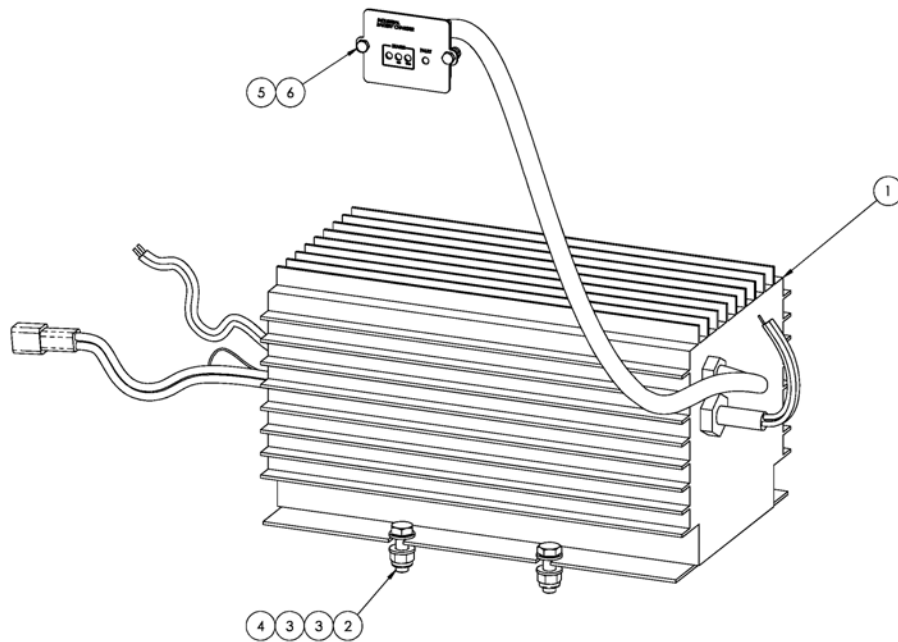


アイテム	部品番号	名前	数量	UOM
	0260867 M	CHASSIS ASSEMBLY PG A46JE		EA
1	0260809	CHASSIS HARNESS, A46JE PG	1	EA
2	0260211	BATTERY WIRE RIGHT SIDE	1	EA
3	0260212	BATTERY WIRE LEFT SIDE	1	EA
4	0260213	BATTERY WIRE CENTER	1	EA
5	0260214	WIRE 2 R312I R312I 36 BLK	1	EA
6	0075268	WIRE 2/0 R375 R375 13 BLK	8	EA

CHASSIS ASSEMBLY PG ANSI A46JE-04-000159 AND AFTER PG CE A46JE-01-010860 AND
AFTER

アイテム	部品番号	名前	数量	UOM
7	0351107	WIRE 10 R313I R250I 48 WHT SP	1	EA
8	0350727	WIRE 2 R313I R313I 66 RED	2	EA
9	0350758	WIRE 10 R313I R250I 24 WHT SP	1	EA
10	0073940	WIRE 2/0 R375 R375 80	1	EA
11	0162244	WIRE 2 R312 R375 20 RED	3	EA
12	0073781	WIRE 16 R10I R6I 6	1	EA
14	010154 001	COVER BATTERY TERMINAL	16	EA
16	3040268	BOOT BTRY CABLE END BLK	2	EA
17	3040269	Boot Cable Entry Black I/O GA	27	EA
18	0371891	WIRE 2 R375I R313I 39 RED	2	EA
19	0080484	WIRE 2/0 R375 R375 13 RED	2	EA
20	0260952	WIRE 6 R313I R313I 48 WHT SP WIRE TO BE STAMPED F1 AND F2	1	EA
Not Shown	A26034A Q	CHASSIS ASSEMBLY PG A46JE (DRAWING)		EA

CHARGER ASSEMBLY 48 VOLT GLOBAL INPUT ANSI CE A46JE-04-171000363 AND BEFORE
ELECTRICAL



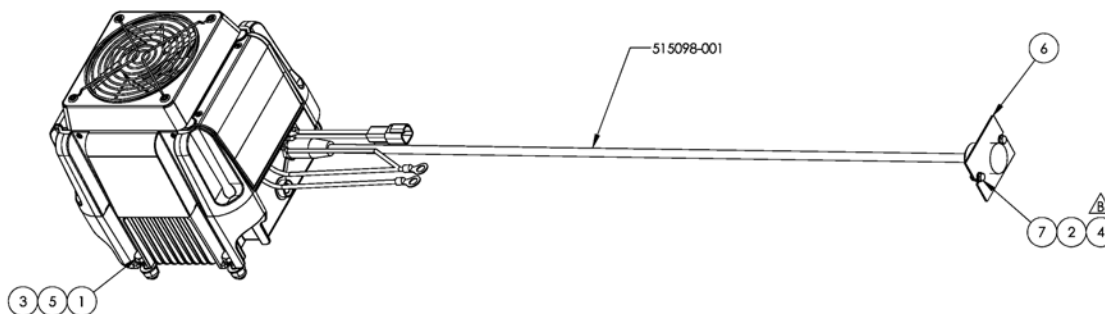
アイテム	部品番号	名前	数量	UOM
	0260459C	CHARGER ASSEMBLY 48V GLOBAL INPUT, ANSI/CE BEFORE MARCH 26, 2014		EA
1	0260021	CHARGER 48V, GLOBAL INPUT	1	EA
2	058492 025	BOLT HEXSETSCREW DIN933 M8 X 25MM 8.8 ZP	4	EA
3	056069 008	WASHER, STEELFLATWASHER DIN12M8 FLAT WASHER DIN 125	8	EA
4	056066 008	NUT NYLOCKNUT DIN985 M8 8.0 ZP	4	EA
5	056066 004	NUT NYLOCK DIN985 M4 8.0 ZP	2	EA

CHARGER ASSEMBLY 48 VOLT GLOBAL INPUT ANSI CE A46JE-04-171000363 AND BEFORE

アイテム	部品番号	名前	数量	UOM
6	512459 010	HHCS M4 X 0.7 x 10 G8.8 ISO 4017 DIN 933	2	EA

CHARGER ASSEMBLY 48VOLT PG ANSI A46JE-04-171000364 AND AFTER

ELECTRICAL



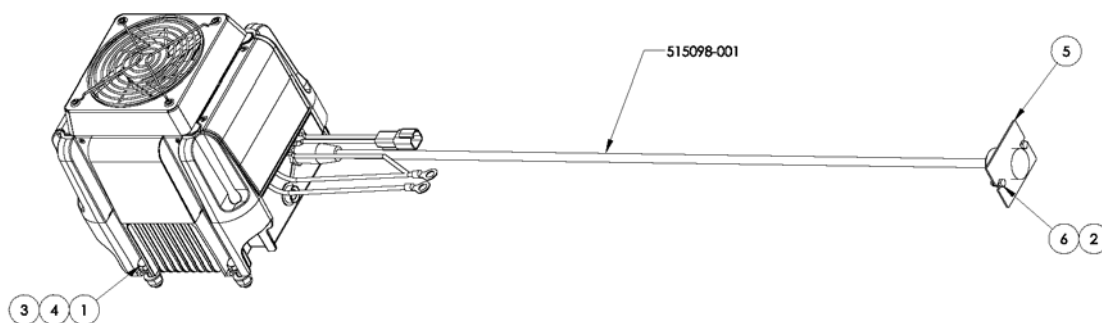
アイテム	部品番号	名前	数量	UOM
	0261070C	CHARGER ASSEMBLY 48V PG/ANSI AFTER A46JE 04 000159 AND PG/CE AFTER A46JE 01 010860		EA
1	500595 025	Bolt, SktButCapScrew DIN9427	4	EA
2	056066 004	NUT NYLOCK DIN985 M4 8.0 ZP	2	EA
3	056066 008	NUT NYLOCKNUT DIN985 M8 8.0 ZP	4	EA
4	056069 004	Wshr, SteelFlatWshr M4 DIN125	2	EA
5	056069 008	WASHER, STEELFLATWASHER DIN12M8 FLAT WASHER DIN 125	8	EA

CHARGER ASSEMBLY 48VOLT PG ANSI A46JE-04-171000364 AND AFTER

アイテム	部品番号	名前	数量	UOM
6	0261069 8	PLT, CHARGER DISPLAY	1	EA
7	512459 010	HHCS M4 X 0.7 x 10 G8.8 ISO 4017 DIN 933	2	EA
8	3050130	CHARGER 48V GLOBAL	1	EA

CHARGER ASSEMBLY 48VOLT CE

ELECTRICAL



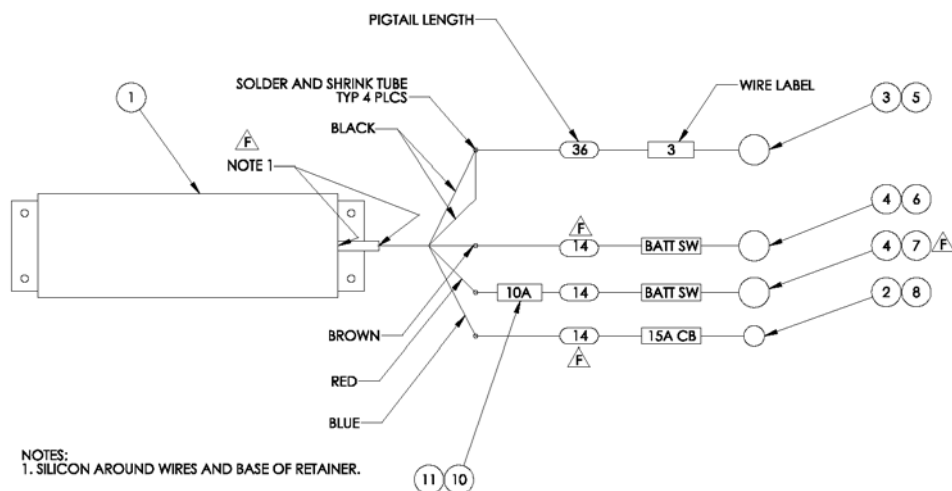
アイテム	部品番号	名前	数量	UOM
	0261164 A	CHARGER ASSEMBLY 48V CE		EA
1	058492 025	BOLT HEXSETSCREW DIN933 M8 X 25MM 8.8 ZP	4	EA
2	056066 004	NUT NYLOCK DIN985 M4 8.0 ZP	2	EA
3	056066 008	NUT NYLOCKNUT DIN985 M8 8.0 ZP	4	EA

CHARGER ASSEMBLY 48VOLT CE

アイテム	部品番号	名前	数量	UOM
4	056069 008	WASHER, STEELFLATWASHER DIN12M8 FLAT WASHER DIN 125	8	EA
5	0261069	PLT, CHARGER DISPLAY	1	EA
6	512459 010	HHCS M4 X 0.7 x 10 G8.8 ISO 4017 DIN 933	2	EA
Not Shown	3050134	CHARGER 48V GLOBAL CE, BEFORE sn01 00975	1	EA

BATTERY CHARGER ASSEMBLY 48V - 12V A46JE

ELECTRICAL



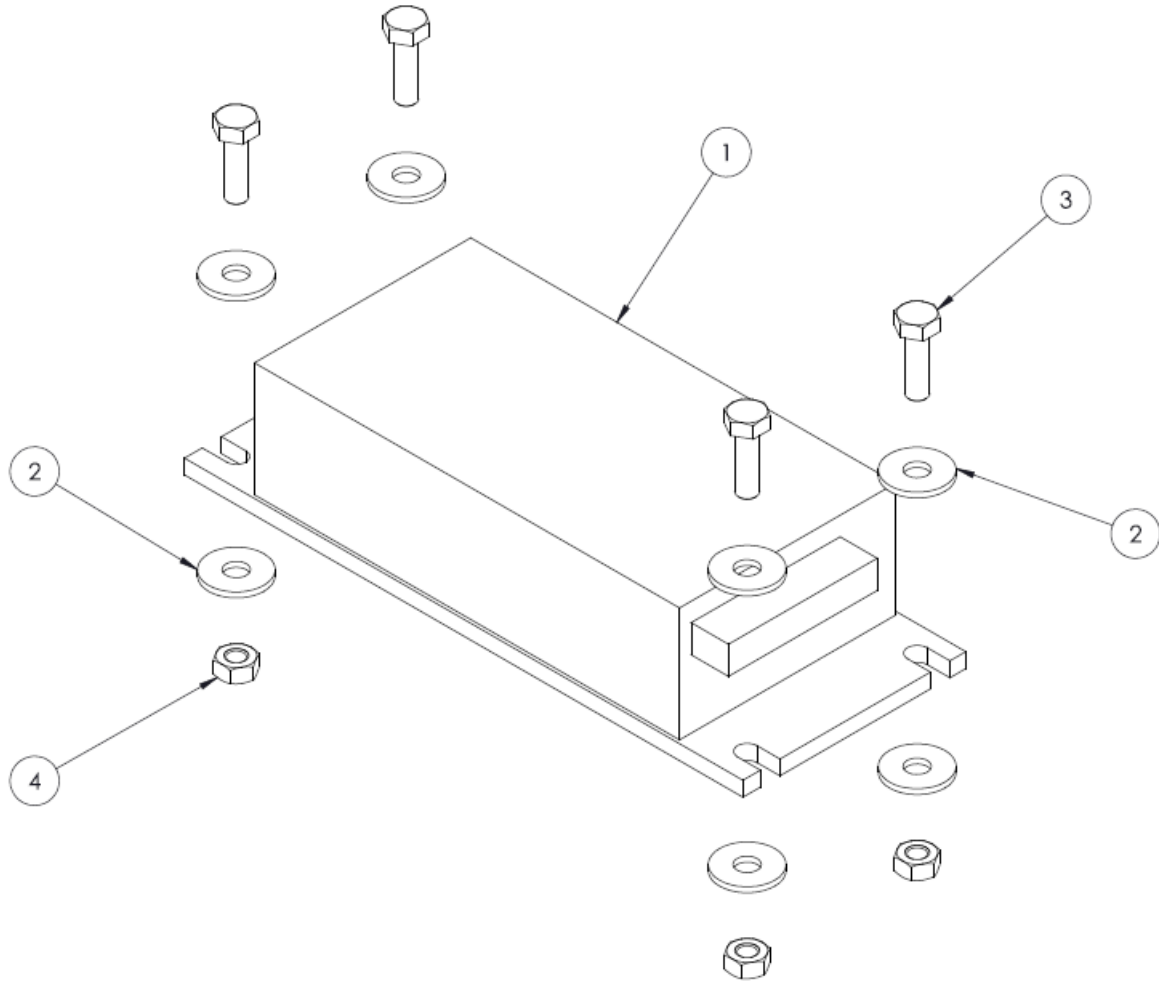
アイテム	部品番号	名前	数量	UOM
	0260756 G	BATTERY CHARGER ASSEMBLY A46JE		EA
1	510870 000	CONVERTER 48V 12V 10A	1	EA
2	3044852	TERM R6I 12/10	1	EA
3	3044856	TERM R312I 12/10	1	EA
4	961089	TERM R101 16/14	2	EA
5	3011251	WIRE 12GA SINGLE CONDUCTOR BLK	3FT	EA

BATTERY CHARGER ASSEMBLY 48V - 12V A46JE

アイテム	部品番号	名前	数量	UOM
6	3011611	WIRE 16GA SINGLE CONDUCTOR BRN	14"	EA
7	3011661	WIRE 16GA SINGLE CONDUCTOR RED	14"	EA
8	3014742	WIRE 12GA BLUE SINGLE CONDUCTOR	14"	EA
Not Shown	3220158	HEAT SHRINK WRAP 3/16 DIA	10IN	EA
10	509740 002	10 AMP blade fuse	1	EA
11	509741 000	FUSE HOLDER	1	EA

CONVERTER ASSEMBLY 48 VOLT DC TO 12 VOLT DC

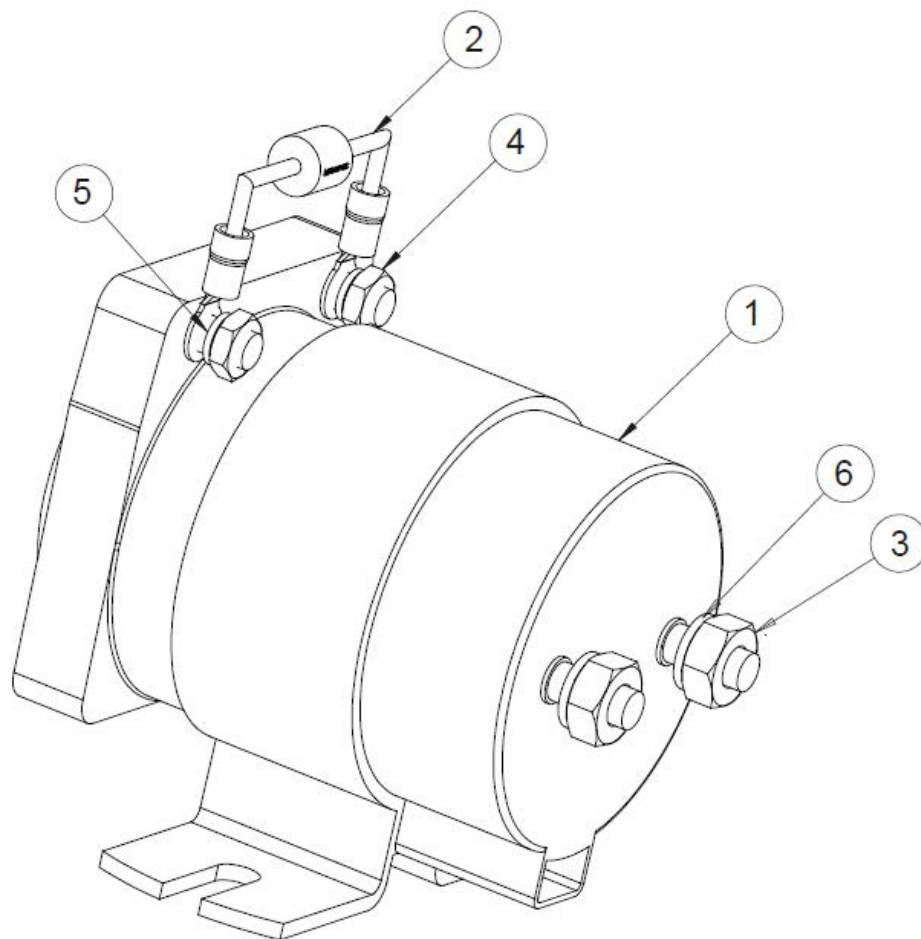
ELECTRICAL



アイテム	部品番号	名前	数量	UOM
	0260461 A	CONVERTER ASSY 48 VDC TO 12 VDC		EA
1	3220098	CONVERTER, 48VDC TO 12VDC	1	EA
2	056069 006	WSHR STEELFLATWSHE M6 DIN125A	8	EA
3	058491 020	HHCS M6 X 1 X 20 G8.8 DIN 933	4	EA
4	056067 006	NUT HEX NUT M6 DIN934 ZINC PLATED	4	EA

CONTACTOR ASSEMBLY 48 VOLT

ELECTRICAL



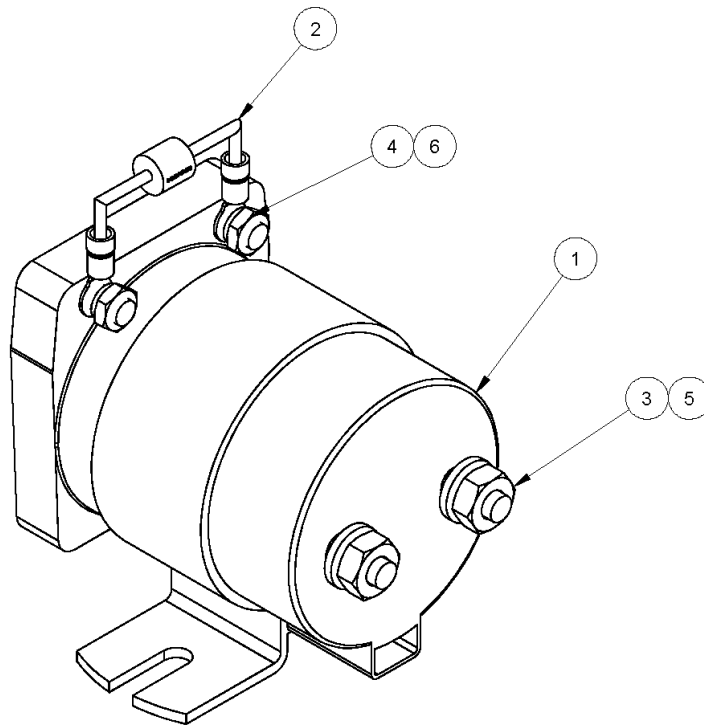
アイテム	部品番号	名前	数量	UOM
	0260497 B	CONTACTOR ASSEMBLY 48V		EA
1	3087794	CONTACTOR 48V NO	1	EA
2	0351039	DIODE ASSY R10I R10I SEE DRAWI	1	EA

CONTACTOR ASSEMBLY 48 VOLT

アイテム	部品番号	名前	数量	UOM
3	984099	NUT HEX .313 24	2	EA
4	984059	NUT HEX 10 32	2	EA
5	987109	WSHR LOCK .313	2	EA
6	5560654	WSHR LOCK #10 SPLIT TYPE	2	EA

CONTACTOR PG 12VOLT ASSEMBLY ANSI A46JE-04-000159 AND AFTER CE A46JE-01-010860 AND AFTER

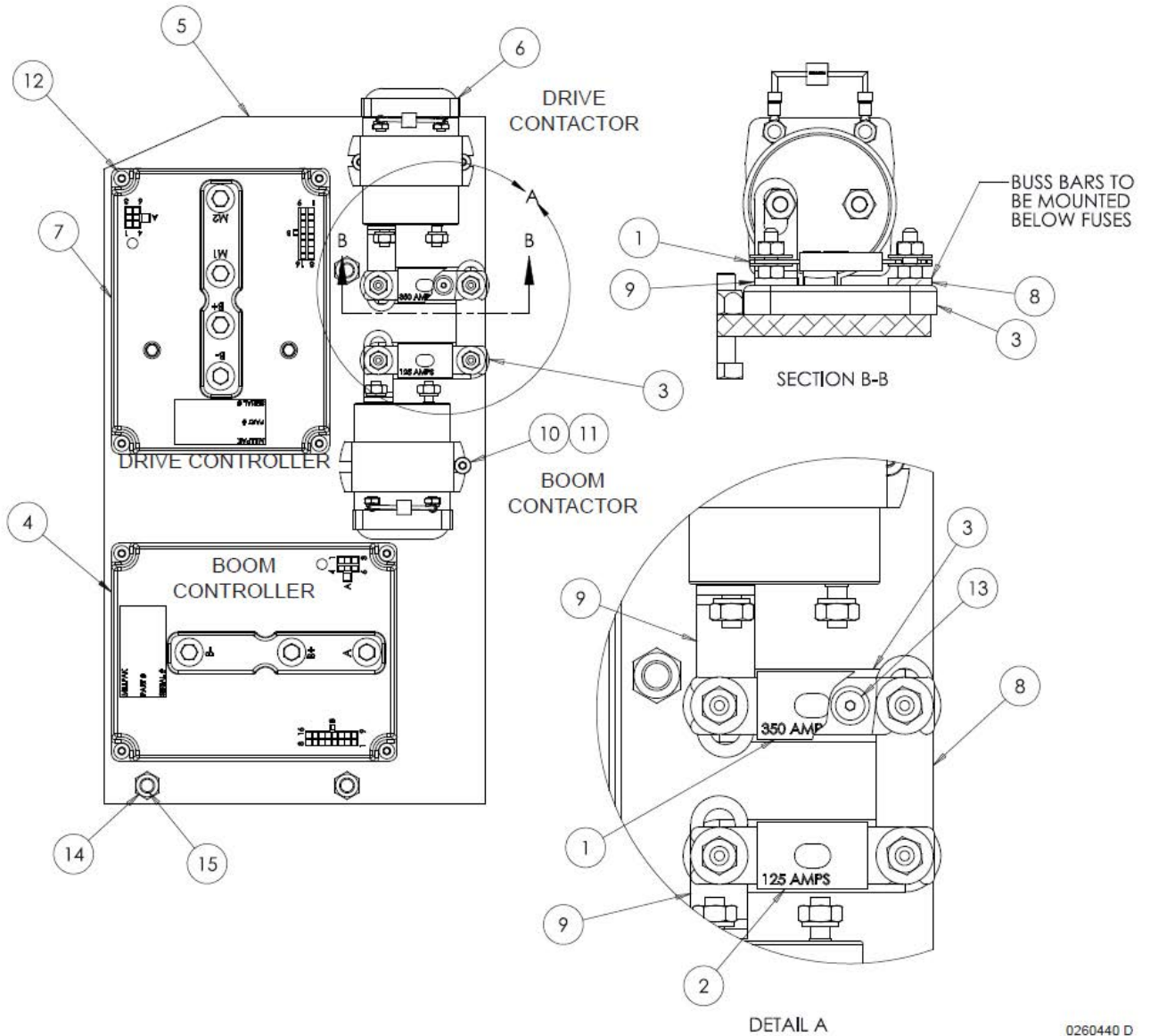
ELECTRICAL



アイテム	部品番号	名前	数量	UOM
	0260891 B	CONTACTOR, PG 12V NO ASSEMBLY CE AFTER S/NA46JE 01 010860	1	EA
1	3087836	LINE CONTACTOR 12V NO	1	EA
2	0351039	DIODE ASSY R10I R10I SEE DRAWI	1	EA
3	984099	NUT HEX .313 24	2	EA
4	984059	NUT HEX 10 32	2	EA
5	987109	WSHR LOCK .313	2	EA
6	5560654	WSHR LOCK #10 SPLIT TYPE	2	EA

ELECTRICAL PANEL ASSEMBLY ANSI A46JE-04-000158 AND BEFORE CE A46JE-01-010859 AND BEFORE

ELECTRICAL



0260440 D

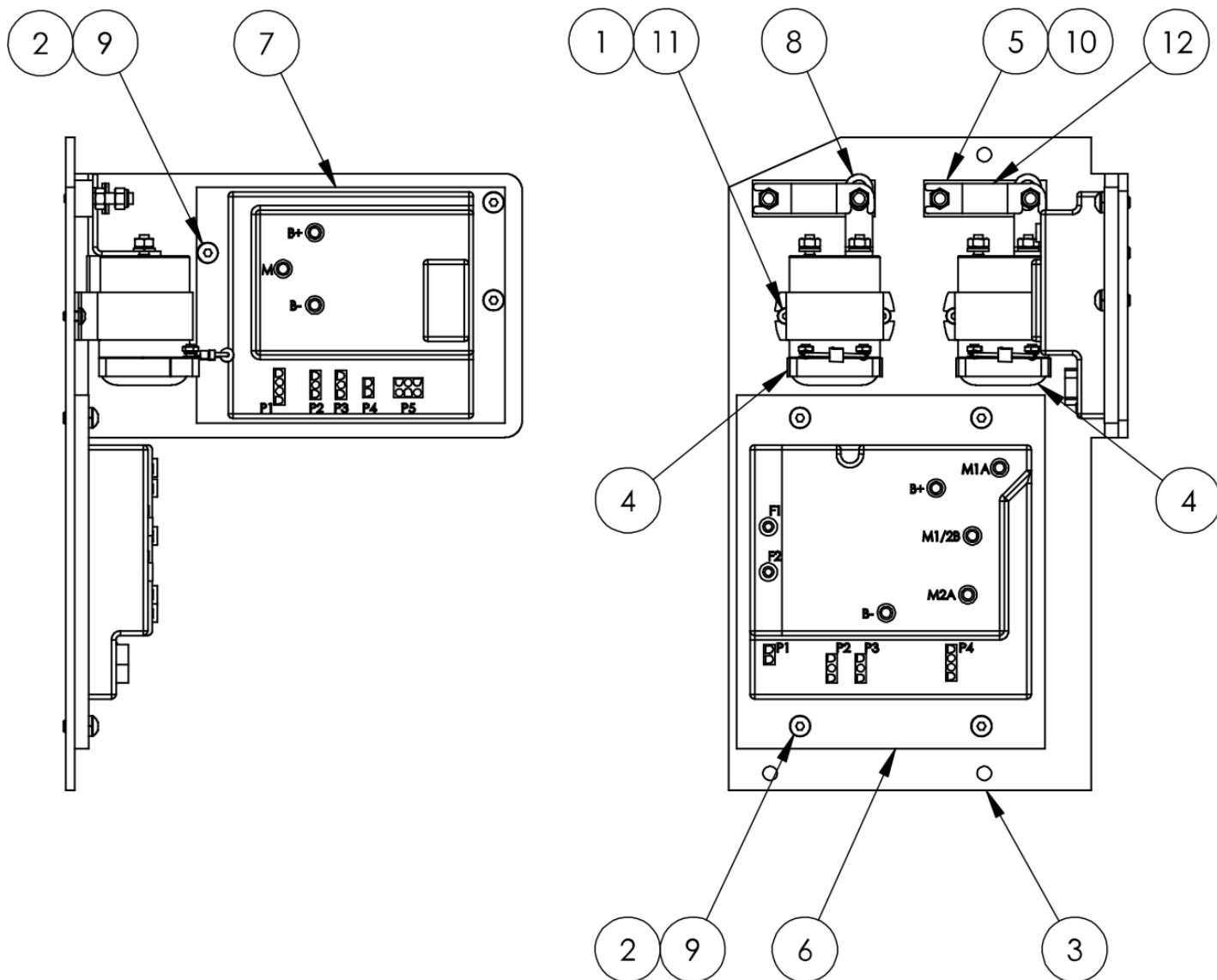
アイテム	部品番号	名前	数量	UOM
	0260440 E	ELECTRICAL PANEL ASSEMBLY		EA
1	010148 003	Fuse 350 A	1	EA
2	010148 004	FUSE BUSS 125 AMP	1	EA
3	010149 000	FUSE BLOCK	2	EA
4	0260022	PUMP CONTROLLER, 48V 600A	1	EA

ELECTRICAL PANEL ASSEMBLY ANSI A46JE-04-000158 AND BEFORE CE A46JE-01-010859 AND BEFORE

アイテム	部品番号	名前	数量	UOM
5	0260025	MTG PLATE, CONTROLLER	1	EA
6	0260497	CONTACTOR 48V N0 ASSEMBLY	2	EA
7	3087791	MOTOR CONTROLLER	1	EA
8	3220106	BUS BAR, CU, 2 CIRCUIT	1	EA
9	3220107	BUS BAR CU 2 CIRCUIT 90DEG	2	EA
10	056201 006	WASHER, LOCK M6	4	EA
11	5563122	SCREW SKTBTNHD M6 1.0 X 10	4	EA
12	5563123	SCREW SKTBTNHD M6 X 1. X 16	8	EA
13	5563125	SCR FLH SKT CP M5 .8 X 20	4	EA
14	984909	NUT, HEX LKG M10	3	EA
15	5560695	BoLT HEX HD M10 1.50 X45MM GR 8.8	3	EA

PG ELECTRICAL PANEL ASSEMBLY APRIL 2019 AND AFTER

ELECTRICAL



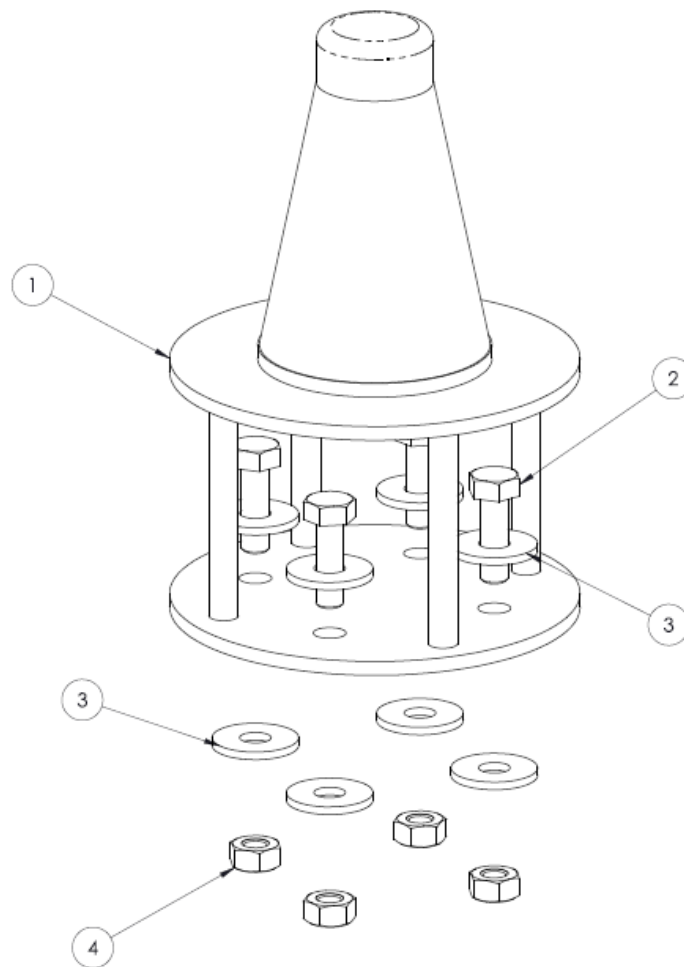
アイテム	部品番号	名前	数量	UOM
	0260818 B	ELECTRICAL PANEL PG ASSEMBLY CE AFTER S/N A46JE 01 010860 AND ANSI AFTER S/N A46JE 04 000159		EA
1	056021 006	WASHER SPRING WASHER M6 DIN 127B GR8.8 ZP	4	EA
2	056021 008	Washer SpringWasher DIN127B M8	7	EA
3	0260806	MTG PLATE PG CONTROLLER	1	EA

PG ELECTRICAL PANEL ASSEMBLY APRIL 2019 AND AFTER

アイテム	部品番号	名前	数量	UOM
4	0260891	CONTACTOR 12V NO ASSEMBLY	2	EA
5	010149 000	FUSE BLOCK	2	EA
6	512942 000	SEM 600 PGT 21 510 611	1	EA
7	512943 000	P600 PUMP MOTOR CONTROLLER	1	EA
8	3220107	BUS BAR CU 2 CIRCUIT 90DEG	2	EA
9	500595 020	Bolt, SktButCapScrew DIN9427 M	7	EA
10	5563125	SCR FLH SKT CP M5 .8 X 20	4	EA
11	5563279	SBHCS M6 X 1.0 X 12 GR 10.9 BLK FINISH	4	EA
12	010148 003	Fuse 350 A	2	EA

LEVEL SENSOR ASSEMBLY

ELECTRICAL



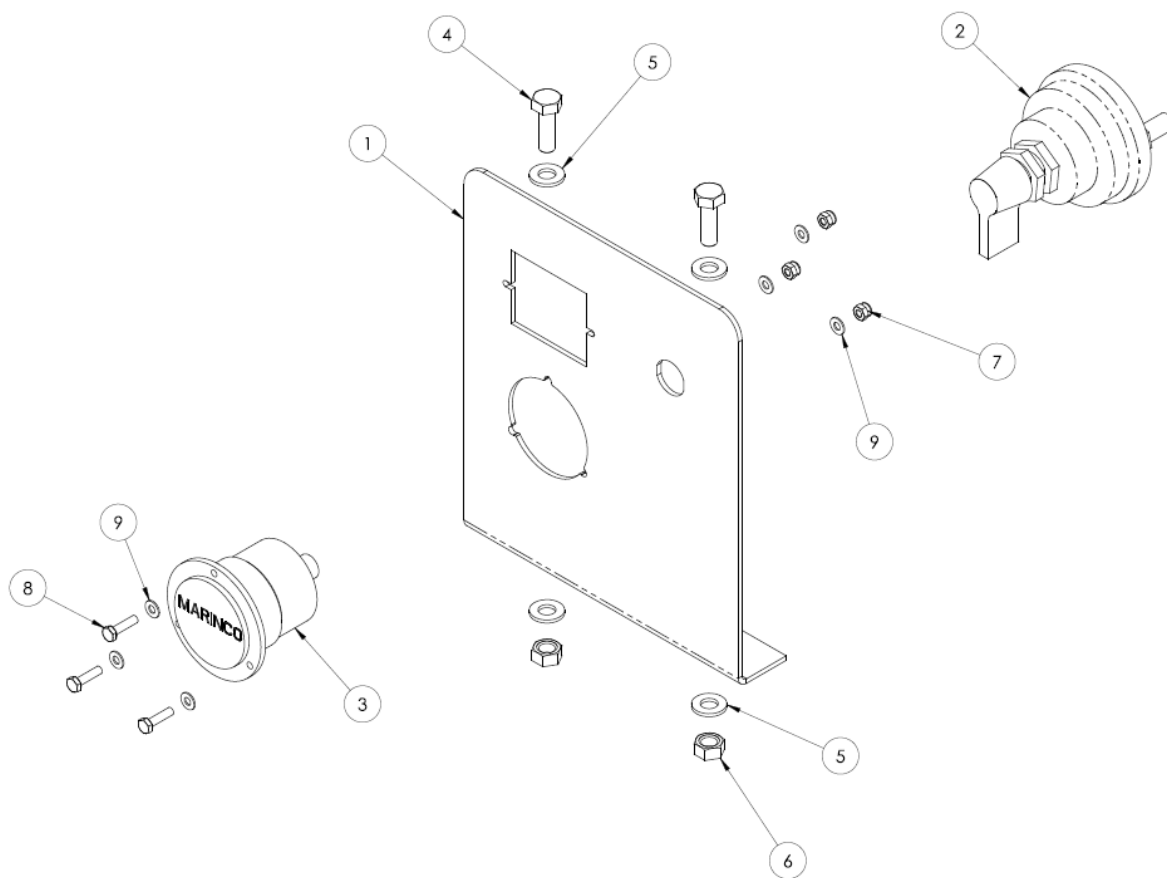
アイテム	部品番号	名前	数量	UOM
	0260460 A	LEVEL SENSOR ASSY		EA
1	3020040	LEVEL SENSOR 5 DEGREE	1	EA
*	3020103	LEVEL SENSOR 3.5 DEGREE	1	EA

LEVEL SENSOR ASSEMBLY

アイテム	部品番号	名前	数量	UOM
2	058491 020	HHCS M6 X 1 X 20 G8.8 DIN 933	4	EA
3	056069 006	WSHR STEELFLATWSHE M6 DIN125A	8	EA
4	056067 006	NUT HEX NUT M6 DIN934 ZINC PLATED	4	EA

BATTERY DISCONNECT PANEL ASSEMBLY

ELECTRICAL



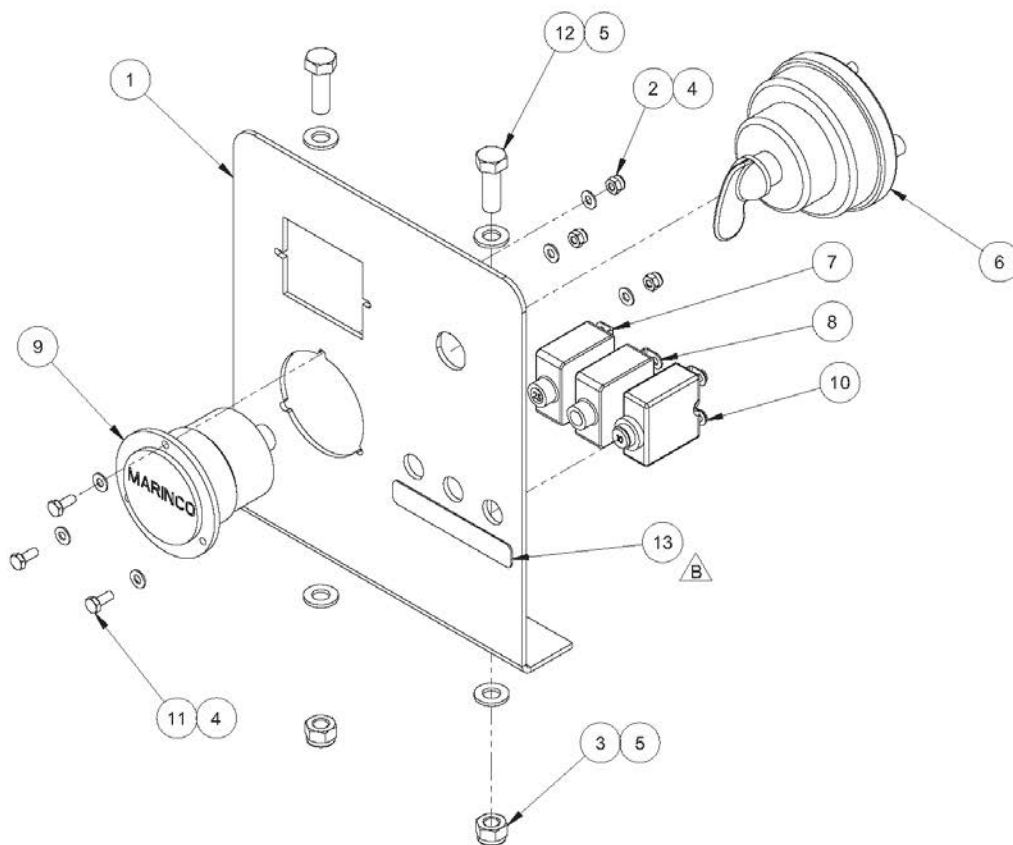
アイテム	部品番号	名前	数量	UOM
	0260456 E	BATTERY DISCONNECT PANEL ASSEMBLY		EA
1	0260183	DISCONNECT SW PANEL	1	EA
2	3020049	Switch, Battery Disconnect	1	EA
Not Shown	3020061	Battery Disconnect Nut	1	EA
3	3069521	INLET FLANGE	1	EA
Not Shown	3069542	FRONT COVER FOR 3069521	1	EA

BATTERY DISCONNECT PANEL ASSEMBLY

アイテム	部品番号	名前	数量	UOM
4	5560357	BLT HEX HD M8 1.25 25MM GR 8.8	2	EA
5	6560613	WASHER FLAT M8 ZP	4	EA
6	056066 008	NUT NYLOCKNUT DIN985 M8 8.0 ZP	2	EA
7	056066 004	NUT NYLOCK DIN985 M4 8.0 ZP	3	EA
8	512459 010	HHCS M4 X 0.7 x 10 G8.8 ISO 4017 DIN 933	3	EA
9	056059 004	WASHER FLAT M4 ZP	6	EA

BATTERY DISCONNECT PANEL ASSEMBLY PG A46JE-04-000159 AND AFTER

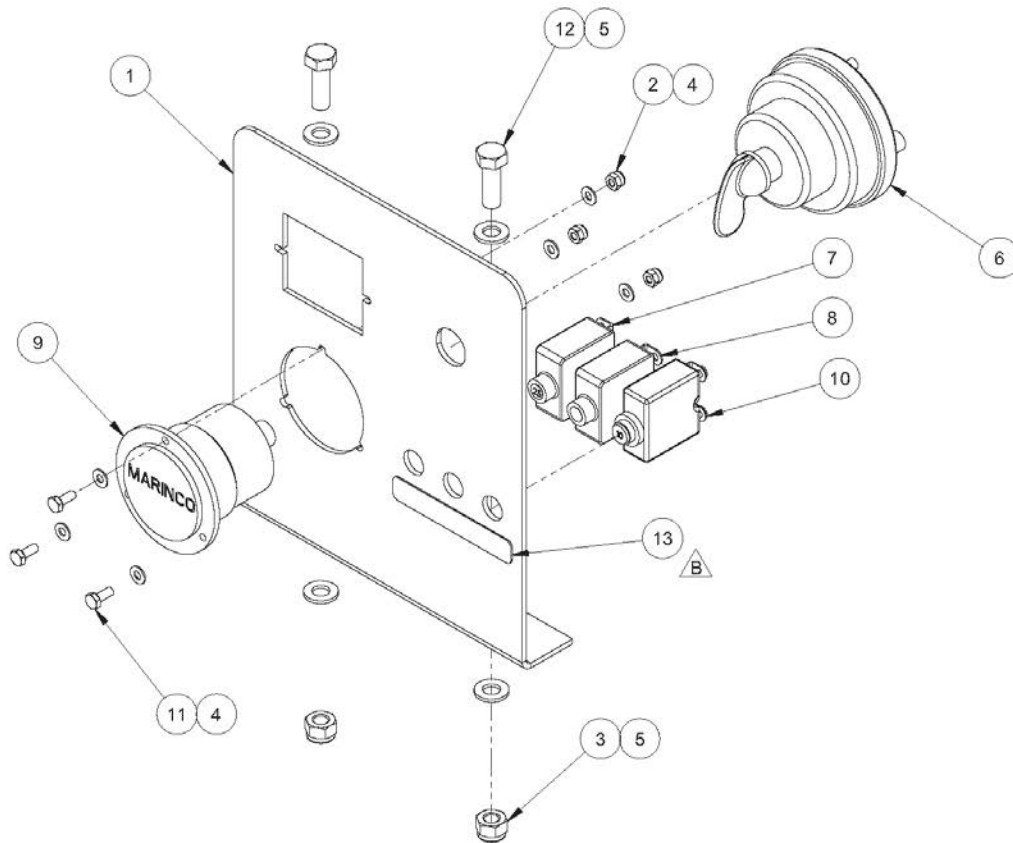
ELECTRICAL



アイテム	部品番号	名前	数量	UOM
	0260803 B	BATTERY DISCONNECT PANEL ASSEMBLY PG AFTER S/N A46JE 04 000159	1	EA
1	0260183	DISCONNECT SW PANEL	1	EA
2	056066 004	NUT NYLOCK DIN985 M4 8.0 ZP	3	EA
3	056066 008	NUT NYLOCKNUT DIN985 M8 8.0 ZP	2	EA
4	056069 004	Wshr, SteelFlatWshr M4 DIN125	6	EA
5	056069 008	WASHER, STEELFLATWASHER DIN12M8 FLAT WASHER DIN 125	4	EA
6	3020061	Battery Disconnect Nut	1	EA
7	3040069	CIRCUIT BREAKER 25AMP	1	EA
8	3040252	Circuit Breaker 15AMP	1	EA
9	3069521	INLET FLANGE	1	EA
Not Shown	3069542	FRONT COVER FOR 3069521	1	EA
10	3220019	CIRCUIT BREAKER 10 AMP	1	EA
11	512459 016	BLT HEXHD M4 X 0.7 X 16MM DIN 933 8.8 ZP	3	EA
12	058492 025	BOLT HEXSETSCREW DIN933 M8 X 25MM 8.8 ZP	2	EA
13	0260804	DECAL 12V CHARGING PROTECTION	1	EA

BATTERY DISCONNECT PANEL ASSEMBLY PG A46JE-04-000159 AND AFTER

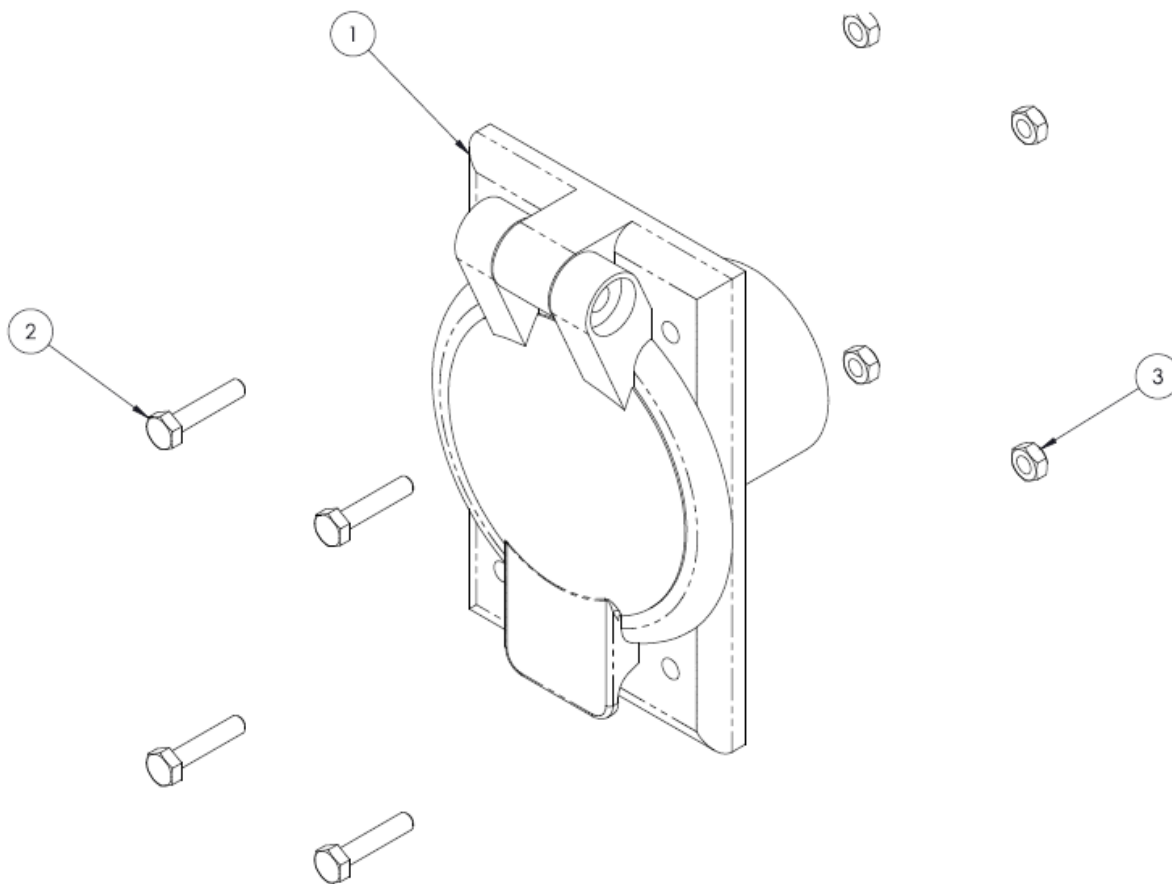
ELECTRICAL



アイテム	部品番号	名前	数量	UOM
	0260803 C	BATTERY DISCONNECT PANEL ASSEMBLY PG AFTER S/N A46JE 04 000159	1	EA
1	0260183	DISCONNECT SW PANEL	1	EA
2	056066 004	NUT NYLOCK DIN985 M4 8.0 ZP	3	EA
3	056066 008	NUT NYLOCKNUT DIN985 M8 8.0 ZP	2	EA
4	056069 004	Wshr, SteelFlatWshr M4 DIN125	6	EA
5	056069 008	WASHER, STEELFLATWASHER DIN12M8 FLAT WASHER DIN 125	4	EA
6	512459 016	BLT HEXHD M4 X 0.7 X 16MM DIN 933 8.8 ZP		EA
7	3040069	CIRCUIT BREAKER 25AMP	1	EA
8	3040252	Circuit Breaker 15AMP	1	EA
9	3069521	INLET FLANGE	1	EA
10	3220019	CIRCUIT BREAKER 10 AMP	1	EA
11	058492 025	BOLT HEXSETSCREW DIN933 M8 X 25MM 8.8 ZP	2	EA
12	3020061	Battery Disconnect Nut	1	EA
13	0260804	DECAL 12V CHARGING PROTECTION	1	EA

OUTLET ASSEMBLY AT CHASSIS

ELECTRICAL



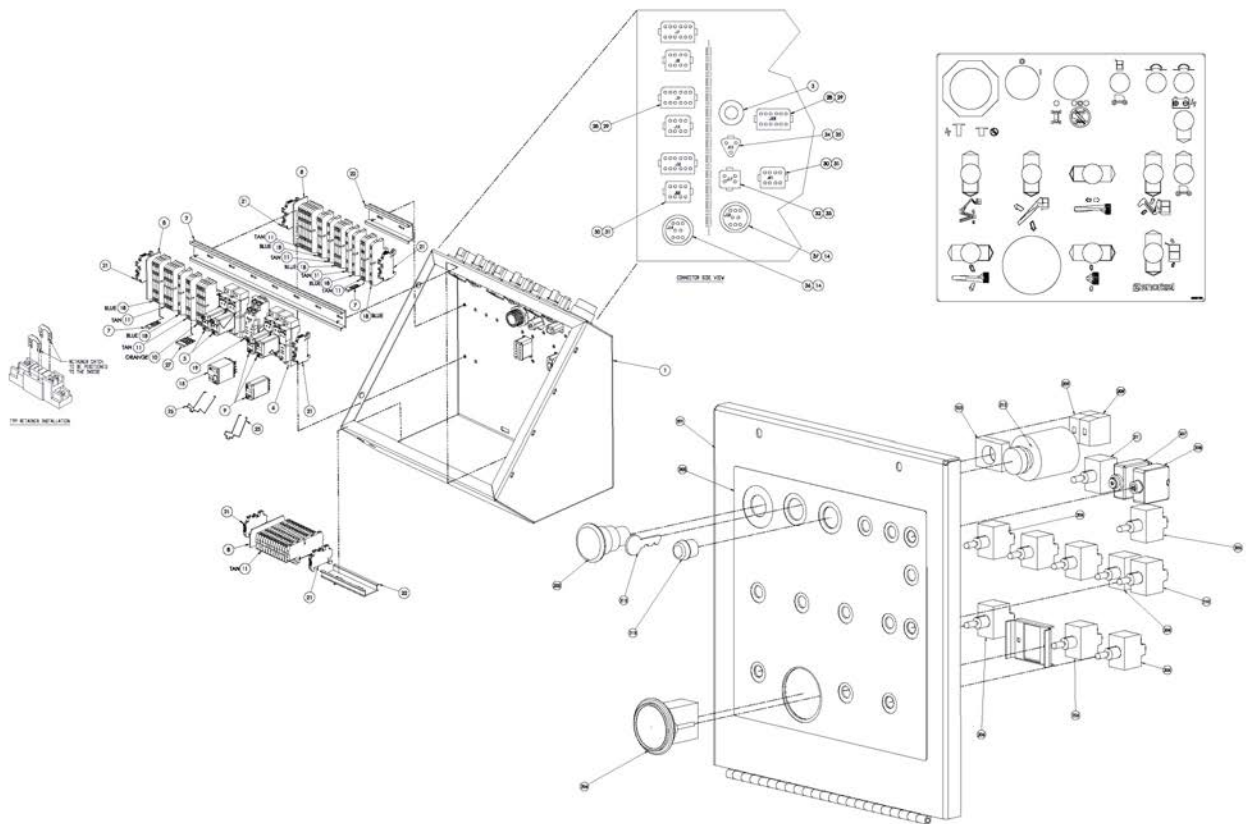
アイテム	部品番号	名前	数量	UOM
	0260462 A	OUTLET ASSY AT CHASSIS		EA
1	3045278	OUTLET 5278C W	1	EA

OUTLET ASSEMBLY AT CHASSIS

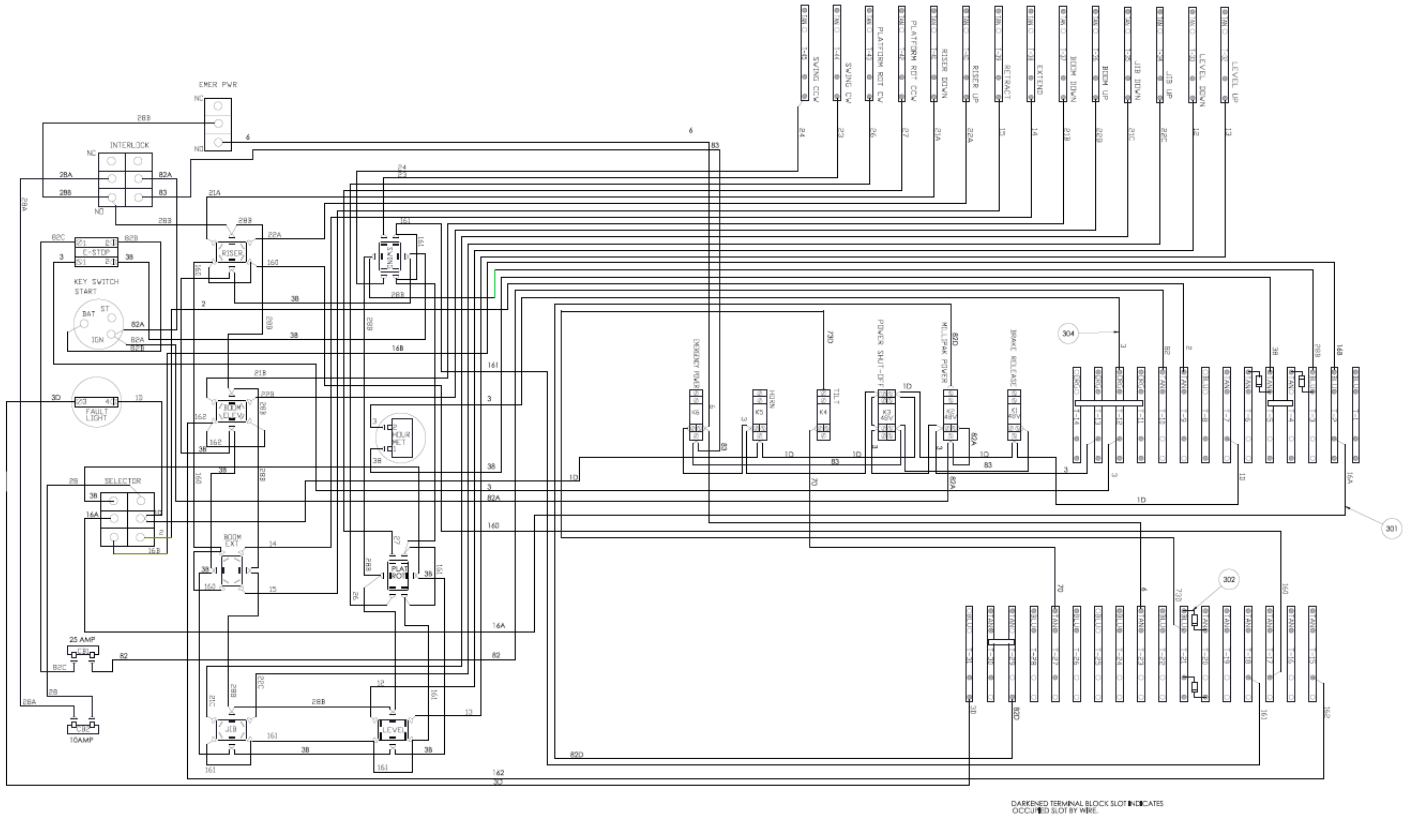
アイテム	部品番号	名前	数量	UOM
2	5563098	BLT HEXHD M4 0.7 X 20MM	4	EA
3	5563100	NUT, HEX, M4 X 0.7 DIN 934	4	EA

LOWER CONTROL PANEL ANSI A46JE-04-000158 AND BEFORE

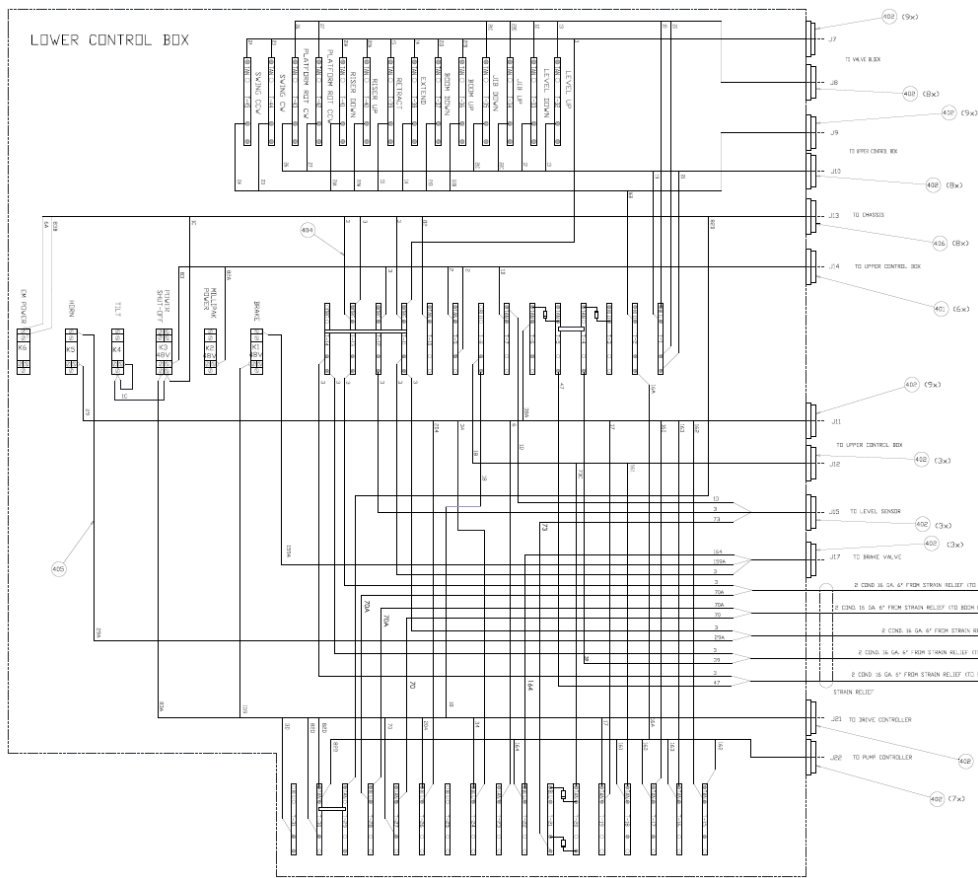
ELECTRICAL



LOWER CONTROL PANEL ANSI A46JE-04-000158 AND BEFORE



LOWER CONTROL PANEL ANSI A46JE-04-000158 AND BEFORE



Connector	Connects To	Part #	Page #
J7	BOOM FUNCTION VALVE	0260143	Electrical - 69
J8	BOOM FUNCTION VALVE	0260143	Electrical - 69
J9	UPPER CONTROLS - J1	0260029	Electrical - 71
J10	UPPER CONTROLS - J2	0260029	Electrical - 71
J11	UPPER CONTROLS - J3	0260032	Electrical - 75
J12	UPPER CONTROLS - J4	0260032	Electrical - 75
J13	CHASSIS WIRE HARNESS	0260141	Electrical - 57
J14	UPPER CONTROLS - J5	0260031	Electrical - 73
J15	LEVEL SENSOR	0260033	Electrical - 57
J17	BRAKE RELEASE VALVE	0260140	Electrical - 65
J18	DOWN LIMIT SWITCH	0260036	Electrical - 77
J19	BOOM EXTEND LIMIT SWITCH	0260038	Electrical - 79
J20	HORN	0260037	Electrical - 81
J21	DRIVE CONTROLLER	0260144	Electrical - 59
J22	BOOM CONTROLLER	0260145	Electrical - 61
J23	MOTION ALARM	0260484	Electrical - 53
J24	AMBER BEACON	0260429	Electrical - 55

Electrical

LOWER CONTROL PANEL ANSI A46JE-04-000158 AND BEFORE

PIN OUTS FOR CONN J7

PIN #	WIRE	DESCRIPTION	WIRE GA.	TERM.	COLOR
1	NONE	PLUG	--	--	--
2	24	SWING CW	18	ITEM 2	WHITE
3	23	SWING CCW	18	ITEM 2	WHITE
4	22B	MAIN BODY UP	18	ITEM 2	WHITE
5	21B	MAIN BODY DOWN	18	ITEM 2	WHITE
6	14	EXTEND	18	ITEM 2	WHITE
7	15	RETRACT	18	ITEM 2	WHITE
8	NONE	PLUG	--	--	--
9	NONE	PLUG	--	--	--
10	29A	RISE UP	18	ITEM 2	WHITE
11	29A	RISE DOWN	18	ITEM 2	WHITE
12	3	GROUND	18	ITEM 2	BLACK

PIN OUTS FOR CONN J8

PIN #	WIRE	DESCRIPTION	WIRE GA.	TERM.	COLOR
1	19	STEER LEFT	18	ITEM 2	WHITE
2	20C	JIB UP	18	ITEM 2	WHITE
3	20C	JIB DOWN	18	ITEM 2	WHITE
4	26	PLATFORM ROTATE CW	18	ITEM 2	WHITE
5	27	PLATFORM ROTATE CCW	18	ITEM 2	WHITE
6	13	LEVEL UP	18	ITEM 2	WHITE
7	12	LEVEL DOWN	18	ITEM 2	WHITE
8	20	STEER RIGHT	18	ITEM 2	WHITE

PIN OUTS FOR CONN J9

PIN #	WIRE	DESCRIPTION	WIRE GA.	TERM.	COLOR
1	--	PLUG	--	--	--
2	24	SWING CW	18	ITEM 2	WHITE
3	23	SWING CCW	18	ITEM 2	WHITE
4	22B	MAIN BODY UP	18	ITEM 2	WHITE
5	21B	MAIN BODY DOWN	18	ITEM 2	WHITE
6	14	MAIN BODY EXTEND	18	ITEM 2	WHITE
7	15	MAIN BODY RETRACT	18	ITEM 2	WHITE
8	--	PLUG	--	--	--
9	18B	BDM SPEED DIAL	18	ITEM 2	WHITE
10	29A	RISE UP	18	ITEM 2	WHITE
11	29A	RISE DOWN	18	ITEM 2	WHITE
12	NONE	PLUG	--	--	--

PIN OUTS FOR CONN J10

PIN #	WIRE	DESCRIPTION	WIRE GA.	TERM.	COLOR
1	19	STEER LEFT	18	ITEM 2	WHITE
2	20C	JIB UP	18	ITEM 2	WHITE
3	20C	JIB DOWN	18	ITEM 2	WHITE
4	26	PLATFORM ROTATE CW	18	ITEM 2	WHITE
5	27	PLATFORM ROTATE CCW	18	ITEM 2	WHITE
6	13	LEVEL UP	18	ITEM 2	WHITE
7	12	LEVEL DOWN	18	ITEM 2	WHITE
8	20	STEER RIGHT	18	ITEM 2	WHITE

PIN OUTS FOR CONN J11

PIN #	WIRE	DESCRIPTION	WIRE GA.	TERM.	COLOR
1	16D	FLOW "A" SIGNAL	18	ITEM 2	WHITE
2	5	EMERGENCY POWER	18	ITEM 2	WHITE
3	16D	FLOW "C" SIGNAL	18	ITEM 2	WHITE
4	34	OUTBACK SPEED #1	18	ITEM 2	WHITE
5	16D	FLOW "B" SIGNAL	18	ITEM 2	WHITE
6	38A	FIBER SWITCH SIGNAL (48V)	18	ITEM 2	WHITE
7	29	HDN	18	ITEM 2	WHITE
8	NONE	PLUG	--	--	--
9	--	PLUG	--	--	--
10	204	DRIVE ACCELERATOR	18	ITEM 2	WHITE
11	--	PLUG	--	--	--
12	17	DRIVE FORWARD	18	ITEM 2	WHITE

PIN OUTS FOR CONN J12

PIN #	WIRE	DESCRIPTION	WIRE GA.	TERM.	COLOR
1	18	DRIVE REVERSE	18	ITEM 2	WHITE
2	--	PLUG	--	--	--
3	72C	FLT ALARM	18	ITEM 2	WHITE
4	16E	FLOW "SP" SIGNAL	18	ITEM 2	WHITE
5	--	PLUG	--	--	--
6	--	PLUG	--	--	--
7	--	PLUG	--	--	--
8	NONE	PLUG	--	--	--

PIN OUTS FOR CONN J13

PIN #	WIRE	DESCRIPTION	WIRE GA.	TERM.	COLOR
A	8B	48V POWER	12	ITEM 1	RED
B	1C	12V POWER	12	ITEM 1	RED
C	R2D	48V RUN	12	ITEM 1	WHITE
D	6A	48V POWER	12	ITEM 1	WHITE
E	3	GROUND	12	ITEM 1	BLACK
F	B2B	PUMP CONTACTOR SIGNAL	12	ITEM 1	WHITE
G	3	GROUND	12	ITEM 1	BLACK
H	3	GROUND	12	ITEM 1	BLACK

PIN OUTS FOR CONN J14

PIN #	WIRE	DESCRIPTION	WIRE GA.	TERM.	COLOR
A	2	PLATFORM POWER (24V)	12	ITEM 1	RED
B	2	PLATFORM POWER (24V)	12	ITEM 1	RED
C	3	GROUND	12	ITEM 1	BLACK
D	--	PLUG	--	--	--
E	--	PLUG	--	--	--
F	1D	48V POWER	12	ITEM 1	WHITE
G	16E	FIBER SWITCH SIGNAL (48V)	12	ITEM 1	WHITE
H	2D4	PLATFORM POWER (48V)	12	ITEM 1	WHITE

PIN OUTS FOR CONN J15

PIN #	WIRE	DESCRIPTION	WIRE GA.	TERM.	COLOR
A	1D	POWER TO LEVEL SENSOR	16	ITEM 2	WHITE
B	73	POWER FROM LEVEL SENSOR	16	ITEM 2	WHITE
C	3	GROUND	16	ITEM 2	BLACK

PIN OUTS FOR CONN J17

PIN #	WIRE	DESCRIPTION	WIRE GA.	TERM.	COLOR
1	164	PRESSURE SWITCH	16	ITEM 2	WHITE
2	29A	BRAKE RELEASE VALVES	16	ITEM 2	WHITE
3	--	PLUG	--	--	--
4	3	COIL GROUND	16	ITEM 2	BLACK

PIN OUTS FOR CONN J18

PIN #	WIRE	DESCRIPTION	WIRE GA.	TERM.	COLOR
1	3	GROUND FOR ROOM DOWN SWITCH	16	ITEM 2	BLACK
2	75A	SIGNAL TO ROOM DOWN SWITCH	16	ITEM 2	WHITE

PIN OUTS FOR CONN J19

PIN #	WIRE	DESCRIPTION	WIRE GA.	TERM.	COLOR
1	70	SIGNAL TO ROOM EXT SWITCH	16	ITEM 2	WHITE
2	75A	SIGNAL FROM ROOM EXT SWITCH	16	ITEM 2	WHITE

PIN OUTS FOR CONN J20

PIN #	WIRE	DESCRIPTION	WIRE GA.	TERM.	COLOR
1	25A	HDN	16	ITEM 2	WHITE
2	3	GROUND	16	ITEM 2	BLACK

PIN OUTS FOR CONN J21

PIN #	WIRE	DESCRIPTION	WIRE GA.	TERM.	COLOR
1	80D	48V INPUT	16	ITEM 2	WHITE
2	17	FORWARD	16	ITEM 2	WHITE
3	18	REVERSE	16	ITEM 2	WHITE
4	20A	FIBER SW INPUT	16	ITEM 2	WHITE
5	34	CUT BACK SP #1	16	ITEM 2	WHITE
6	73	CUT BACK SP #2	16	ITEM 2	WHITE
7	15D	BRAKE RELEASE	16	ITEM 2	WHITE
8	80D	LINE CONTACTOR	16	ITEM 2	WHITE
9	20	LED FAULT OUTPUT	16	ITEM 2	WHITE
10	204	ACCEL. PIST. INPUT	16	ITEM 2	WHITE
11	NONE	PLUG	--	--	--
12	NONE	PLUG	--	--	--

PIN OUTS FOR CONN J22

PIN #	WIRE	DESCRIPTION	WIRE GA.	TERM.	COLOR
1	80D	48V INPUT	16	ITEM 2	WHITE
2	NONE	PLUG	--	--	--
3	16D	FLOW "A" SIGNAL	16	ITEM 2	WHITE
4	16E	FLOW "C" SIGNAL	16	ITEM 2	WHITE
5	16E	FLOW "B" SIGNAL	16	ITEM 2	WHITE
6	16D	FLOW "SP" SIGNAL	16	ITEM 2	WHITE
7	164	FLOW "C" SIGNAL	16	ITEM 2	WHITE
8	16A	BDM SPEED SIGNAL	16	ITEM 2	WHITE

PIN OUTS FOR CONN J23

PIN #	WIRE	DESCRIPTION	WIRE GA.	TERM.	COLOR
1	39	HEEDEN ALARM	16	ITEM 2	WHITE
2	3	GROUND	16	ITEM 2	BLACK

PIN OUTS FOR CONN J24

PIN #	WIRE	DESCRIPTION	WIRE GA.	TERM.	COLOR
1	47	FLASHING WARNING LIGHT	16	ITEM 2	WHITE
2	3	GROUND	16	ITEM 2	BLACK

アイテム	部品番号	名前	数量	UOM
1	0260053 C	LOWER CONTROL PANEL ANSI		EA
1	0260115	WLDMT, CONTROL BOX, LOWER	1	EA
2	67893 002	DIN RAIL, 14" LG	1	EA
3	29925 001	CORD GRIP 3/4"	1	EA
5	3220112	RELAY, 48VDC, 1 POLE	2	EA
6	3220113	RELAY SOCKET 1 POLE DIN MAGNEC	5	EA
7	68773 002	TWO PIN WEDGE	2	EA
8	68698 004	END CAP TERMINAL BLOCK	3	EA
9	67661 001	RELAY SPST 12 VOLT DC	3	EA
10	68698 000	BLOCK TERMINAL ORANGE	4	EA
11	68698 001	BLOCK TERMINAL TAN	30	EA

LOWER CONTROL PANEL ANSI A46JE-04-000158 AND BEFORE

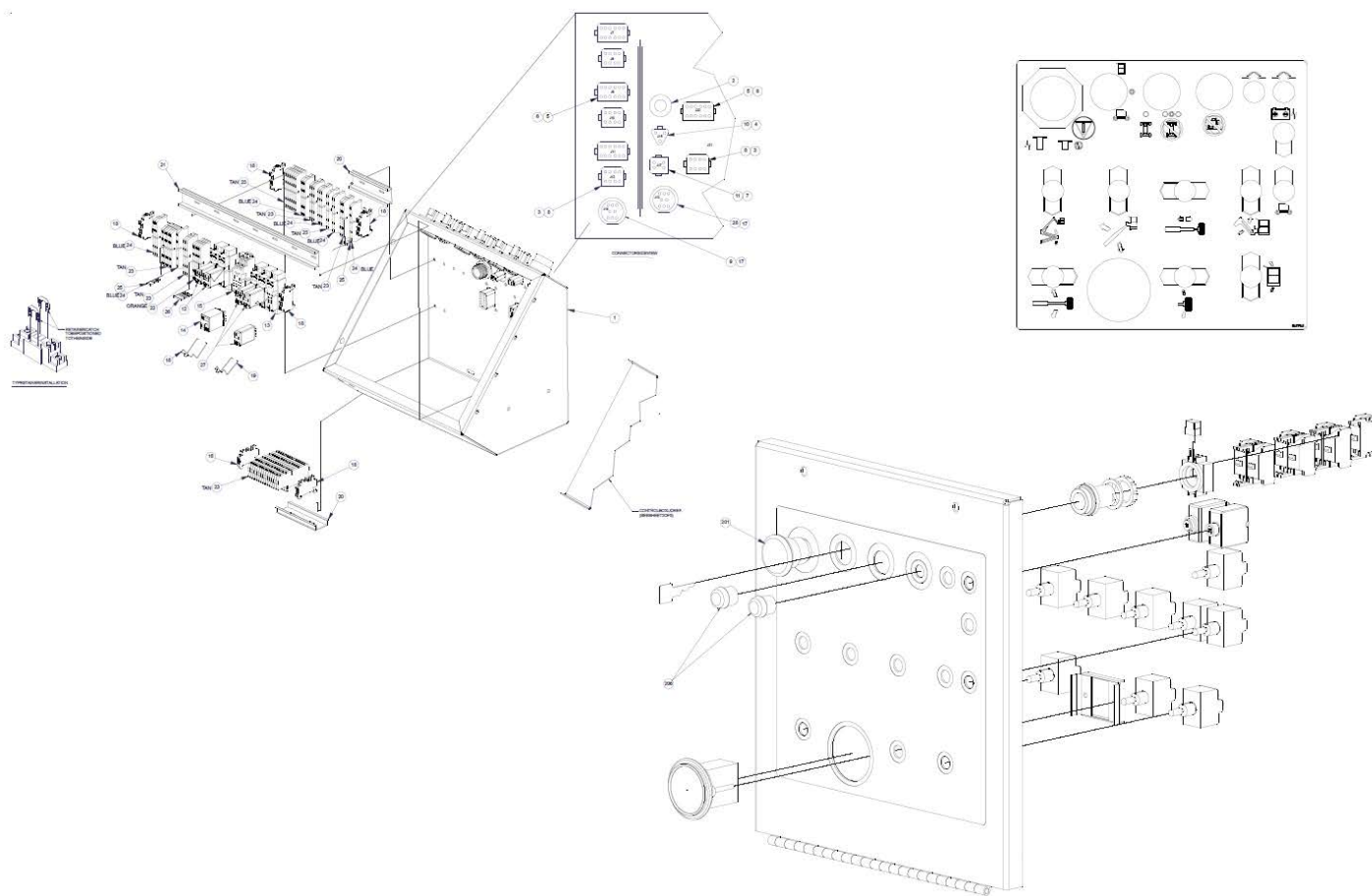
アイテム	部品番号	名前	数量	UOM
14	3220118	PANEL NUT, RECEPTACLE	2	EA
15	3220114	RELAY 48V DC, 2 POLE	1	EA
18	68698 002	BLOCK TERMINAL BLUE	11	EA
19	3220115	RELAY SOCKET, 2 POLE, DIN	1	EA
21	67660 006	END BLOCK TERMINAL	6	EA
22	67893 001	DIN RAIL 4 in LG	2	EA
23	67662 005	CLIP	5	EA
25	3220117	RETAINER CLIP, 2 POLE RELAY	1	EA
27	68773 004	JUMPER 4 PIN	1	EA
28	3049837	CONNECTOR 12 PIN BHD	4	EA
29	3049849	LOCK WEDGE 12 PIN DEUTSCH REC	4	EA
30	3049971	DEUTSCH 8 PIN BLKHD RCPT CONN	4	EA
31	3040700	LOCK WEDGE 8 PIN REC	4	EA
32	3220110	CONN, 4 PIN 16 GA RECPT, BLKHD	1	EA
33	3049891	LOCKWEDGE 4 PIN	1	EA
34	3220105	CONNECTOR, 3 PIN BHD	1	EA
35	3049823	LOCK WEDGE. 3 PIN	1	EA
36	3220088	DEUTSCH RND 8 PIN 12GA RCPT CONN	1	EA
37	3220128	CONN DEUTSCH 8 SCKT 12GA RECEPT	1	EA
201	0260019	PANEL WELDMENT, CONTROL BOX	1	EA
202	3028810	PUSH/PULL EMERGENCY STOP	1	EA
203	0260078	PLACARD LOWER CONTROL BOX	1	EA
204	3070001	HOURMETER	1	EA

LOWER CONTROL PANEL ANSI A46JE-04-000158 AND BEFORE

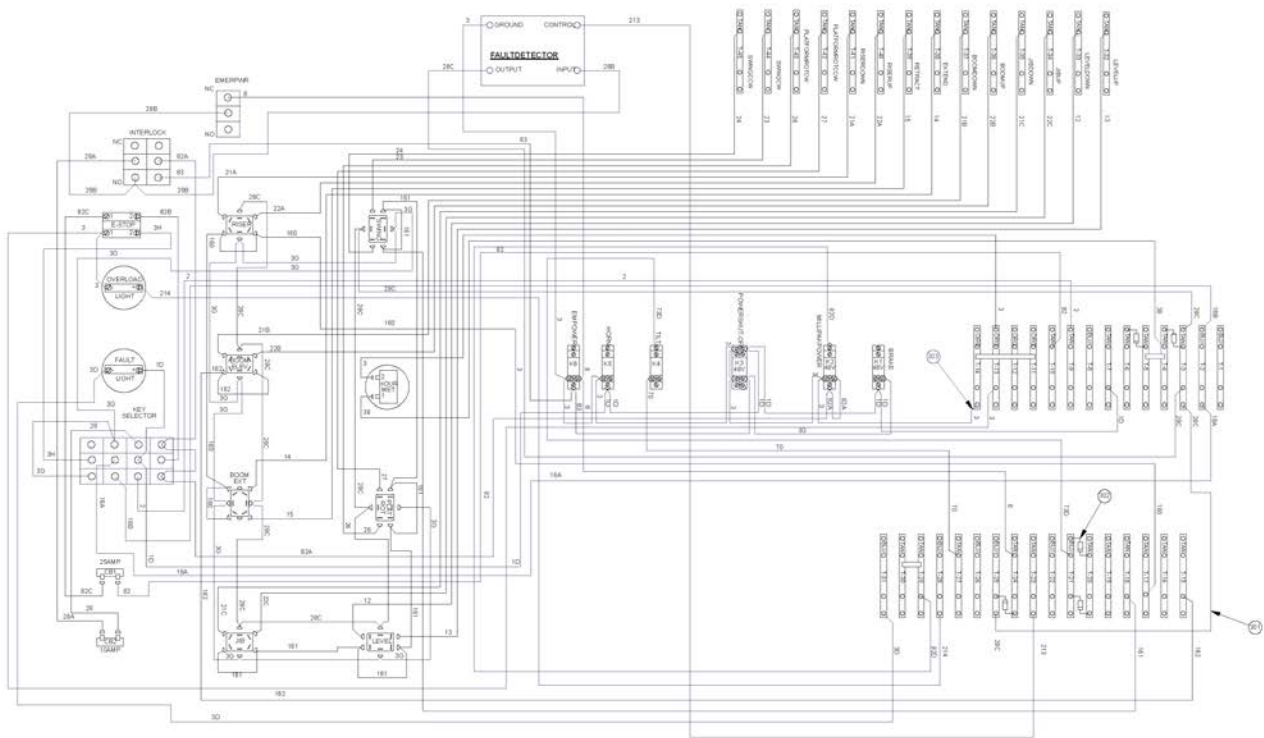
アイテム	部品番号	名前	数量	UOM
205	3020080	TOGGLE SWITCH	1	EA
206	3020018	SWITCH TOGGLE DPDT MOM/OFF/MOM	7	EA
207	3220019	CIRCUIT BREAKER 10 AMP	1	EA
208	3040069	CIRCUIT BREAKER 25AMP	1	EA
209	3028842	SINGLE NC CONTACT BLOCK	2	EA
210	3020081	SW TGL DPDT (M/ON) SEALED	1	EA
211	3020097	Switch, Toggle Honeywell 2NTI 3	1	EA
212	3020087	KEY SWITCH	1	EA
213	3069524	LIGHT RED LED 12V	2	EA
301	3011641	WIRE 16GA SINGLE CONDUCTOR WHT	A/R	EA
302	3040293	DIODE	4	EA
304	3011601	WIRE 16GA SINGLE CONDUCTOR BLK	A/R	EA
401	3040649	PIN CONTACT 12 DEUTSCH	6	EA
402	3040341	PIN CONTACT SIZE 16 16/18 GA	79	EA
403	3049804	CONNECTOR 2 PIN DEUTSCH RECEP	5	EA
404	3011601	WIRE 16GA SINGLE CONDUCTOR BLK	A/R	EA
405	3011641	WIRE 16GA SINGLE CONDUCTOR WHT	A/R	EA
406	3040650	SOCKET CONTACT 12 DEUTSCH DEU	8	EA
409	3049808	LOCK WEDGE 2 PIN DEUTSCH RECEP	5	EA

LOWER CONTROL PANEL – CE

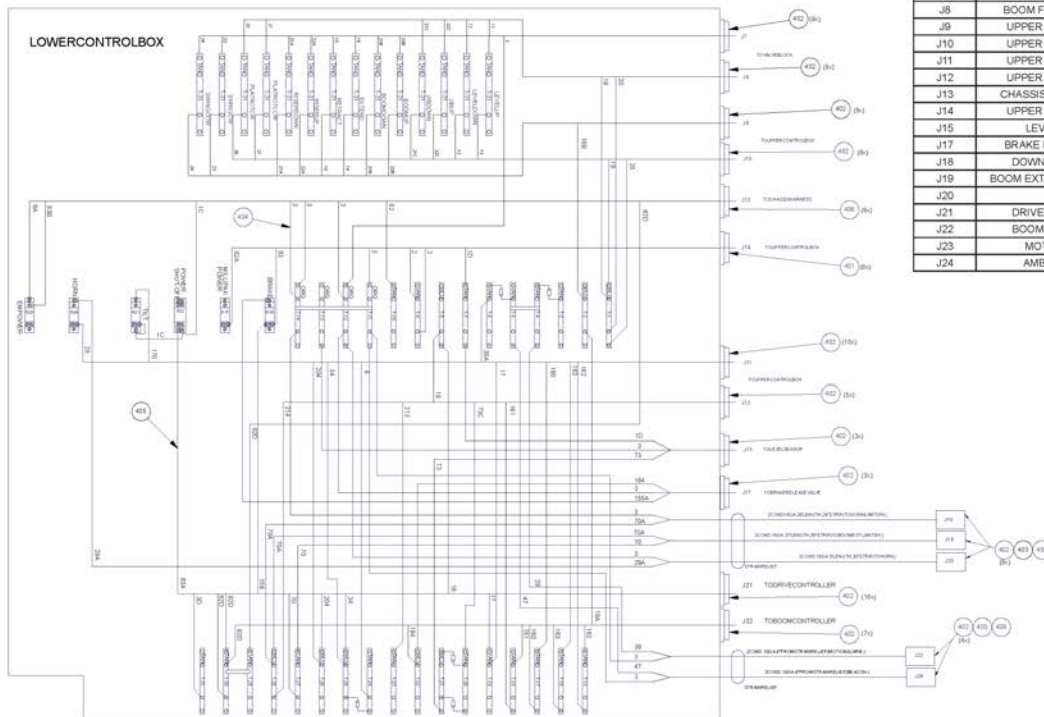
ELECTRICAL



LOWER CONTROL PANEL – CE



LOWER CONTROL PANEL – CE



Connector	Connects To	Part #	Page #
J7	BOOM FUNCTION VALVE	0260143	Electrical - 68
J8	BOOM FUNCTION VALVE	0260143	Electrical - 68
J9	UPPER CONTROLS - J1	0260029	Electrical - 71
J10	UPPER CONTROLS - J2	0260029	Electrical - 71
J11	UPPER CONTROLS - J3	0260032	Electrical - 75
J12	UPPER CONTROLS - J4	0260032	Electrical - 75
J13	CHASSIS WIRE HARNESS	0260141	Electrical - 77
J14	UPPER CONTROLS - J5	0260031	Electrical - 75
J15	LEVEL SENSOR	0260033	Electrical - 67
J17	BRAKE RELEASE VALVE	0260140	Electrical - 65
J18	DOWN LIMIT SWITCH	0260036	Electrical - 77
J19	BOOM EXTEND LIMIT SWITCH	0260038	Electrical - 75
J20	HORN	0260037	Electrical - 61
J21	DRIVE CONTROLLER	0260144	Electrical - 79
J22	BOOM CONTROLLER	0260531	Electrical - 63
J23	MOTION ALARM	0260484	Electrical - 63
J24	AMBER BEACON	0260429	Electrical - 65

LOWER CONTROL PANEL – CE

PNOUTSFORCONNU7

PRM	WIRE	DESCRIPTION	WREGA	TERM	COLOR
1	-	PLUG	-	-	-
2	24	SWINGDOWN	18	ITEM2	WHITE
3	21	SWINGDOWN	18	ITEM2	WHITE
4	22B	MANUVERDOWN	18	ITEM2	WHITE
5	21B	MANUVERDOWN	18	ITEM2	WHITE
6	14	EXTEND	18	ITEM2	WHITE
7	18	RETRACT	18	ITEM2	WHITE
8	-	PLUG	-	-	-
9	-	PLUG	-	-	-
10	22A	RISEUP	18	ITEM2	WHITE
11	21A	RISEDOWN	18	ITEM2	WHITE
12	2	GROUND	18	ITEM2	BLACK

PNOUTSFORCONNU8

PRM	WIRE	DESCRIPTION	WREGA	TERM	COLOR
1	19	STEERLEFT	18	ITEM2	WHITE
2	22C	J&BUP	18	ITEM2	WHITE
3	21C	J&BDOWN	18	ITEM2	WHITE
4	28	PLATFORMROTACTION	18	ITEM2	WHITE
5	27	PLATFORMROTACTION	18	ITEM2	WHITE
6	12	LEVELUP	18	ITEM2	WHITE
7	12	LEVELDOWN	18	ITEM2	WHITE
8	28	STEERRIGHT	18	ITEM2	WHITE

PNOUTSFORCONNU9

PRM	WIRE	DESCRIPTION	WREGA	TERM	COLOR
1	-	PLUG	-	-	-
2	24	SWINGDOWN	18	ITEM2	WHITE
3	22	SWINGDOWN	18	ITEM2	WHITE
4	22B	MANUVERDOWN	18	ITEM2	WHITE
5	21B	MANUVERDOWN	18	ITEM2	WHITE
6	14	EXTEND	18	ITEM2	WHITE
7	18	RETRACT	18	ITEM2	WHITE
8	-	PLUG	-	-	-
9	18B	BIOMETERFEEDBACK	18	ITEM2	WHITE
10	22A	RISEUP	18	ITEM2	WHITE
11	21A	RISEDOWN	18	ITEM2	WHITE
12	NONE	PLUG	18	ITEM2	WHITE

PNOUTSFORCONNU10

PRM	WIRE	DESCRIPTION	WREGA	TERM	COLOR
1	18	STEERLEFT	18	ITEM2	WHITE
2	22C	J&BUP	18	ITEM2	WHITE
3	21C	J&BDOWN	18	ITEM2	WHITE
4	28	PLATFORMROTACTION	18	ITEM2	WHITE
5	27	PLATFORMROTACTION	18	ITEM2	WHITE
6	12	LEVELUP	18	ITEM2	WHITE
7	12	LEVELDOWN	18	ITEM2	WHITE
8	28	STEERRIGHT	18	ITEM2	WHITE

PNOUTSFORCONNU11

PRM	WIRE	DESCRIPTION	WREGA	TERM	COLOR
1	18B	BIOMETERHIGH/LOWSWITCH	18	ITEM2	WHITE
2	8	BIOMETERPOWER	18	ITEM2	WHITE
3	18C	FLOWP/CSIGNAL	18	ITEM2	WHITE
4	3A	OUTBACKSPEED	18	ITEM2	WHITE
5	18B	FLOWP/CSIGNAL	18	ITEM2	WHITE
6	38A	FOOTSWITCH/DRAGONFLY	18	ITEM2	WHITE
7	28	INRN	18	ITEM2	WHITE
8	NONE	PLUG	-	-	-
9	-	PLUG	-	-	-
10	28A	DRIVERCOLLECTOR	18	ITEM2	WHITE
11	17B	ELEVATE	18	ITEM2	WHITE
12	17	DRIVEFORWARD	18	ITEM2	WHITE

PNOUTSFORCONNU12

PRM	WIRE	DESCRIPTION	WREGA	TERM	COLOR
1	18	DRIVERINVERSE	18	ITEM2	WHITE
2	22B	FACE/REARINPUT	18	ITEM2	WHITE
3	22C	FACE/REARINPUT	18	ITEM2	WHITE
4	18C	FLOWP/CSIGNAL	18	ITEM2	WHITE
5	-	PLUG	-	-	-
6	-	PLUG	-	-	-
7	-	PLUG	-	-	-
8	21A	OVERLOADLAMP	18	ITEM2	WHITE

PNOUTSFORCONNU13

PRM	WIRE	DESCRIPTION	WREGA	TERM	COLOR
A	8B	BIOMETER	12	ITEM1	RED
B	15C	COMPONER	12	ITEM1	RED
C	8B	BIOMETER	12	ITEM1	WHITE
D	3A	EMPOWER	12	ITEM1	WHITE
E	2	GROUND	12	ITEM1	BLACK
F	8B	PUMP/CONTACT/DRAGONFLY	12	ITEM1	WHITE
G	8	GROUND	12	ITEM1	BLACK
H	3	GROUND	12	ITEM1	BLACK

PNOUTSFORCONNU14

PRM	WIRE	DESCRIPTION	WREGA	TERM	COLOR
A	2	PLATFORMPOWER	12	ITEM1	WHITE
B	2	PLATFORMPOWER	12	ITEM1	WHITE
C	3	GROUND	12	ITEM1	BLACK
D	-	PLUG	-	-	-
E	-	PLUG	-	-	-
F	8B	BIOMETER	12	ITEM1	WHITE
G	8B	BIOMETER/DRAGONFLY	12	ITEM1	WHITE
H	8B	BIOMETER/DRAGONFLY	12	ITEM1	WHITE

PNOUTSFORCONNU15

PRM	WIRE	DESCRIPTION	WREGA	TERM	COLOR
A	18	POWER/TOGGLE/SENSOR	18	ITEM2	WHITE
B	19	POWER/TOGGLE/SENSOR	18	ITEM2	WHITE
C	2	GROUND	18	ITEM2	BLACK

PNOUTSFORCONNU17

PRM	WIRE	DESCRIPTION	WREGA	TERM	COLOR
1	18A	PRESS/RESTART	18	ITEM2	WHITE
2	18A	SPARKER/RELEASE/VALVES	18	ITEM2	WHITE
3	-	PLUG	-	-	-
4	3	COLL/GROUND	18	ITEM2	BLACK

PNOUTSFORCONNU18

PRM	WIRE	DESCRIPTION	WREGA	TERM	COLOR
1	3	GROUND/CRIB/DOOR/CORNER/SWITCH	18	ITEM2	BLACK
2	3A	SIGNAL/TO/CRIB/DOOR/CORNER/SWITCH	18	ITEM2	WHITE

PNOUTSFORCONNU19

PRM	WIRE	DESCRIPTION	WREGA	TERM	COLOR
1	18	SIGNAL/TO/CRIB/DOOR/CORNER/SWITCH	18	ITEM2	WHITE
2	18A	SIGNAL/TO/CRIB/DOOR/CORNER/SWITCH	18	ITEM2	WHITE

PNOUTSFORCONNU20

PRM	WIRE	DESCRIPTION	WREGA	TERM	COLOR
1	22A	INRN	18	ITEM2	WHITE
2	2	GROUND	18	ITEM2	BLACK

PNOUTSFORCONNU21

PRM	WIRE	DESCRIPTION	WREGA	TERM	COLOR
1	8B	BIOMETER	18	ITEM2	WHITE
2	17	FORWARD	18	ITEM2	WHITE
3	18	REVERSE	18	ITEM2	WHITE
4	33A	FOOTSWITCH	18	ITEM2	WHITE
5	34	OUTBACKSPEED	18	ITEM2	WHITE
6	18	CONTACTOR	18	ITEM2	WHITE
7	18B	BIOMETER/RELEASE	18	ITEM2	WHITE
8	18B	LINE/CONTACTOR	18	ITEM2	WHITE
9	30	LED/FUNCTION/INPUT	18	ITEM2	WHITE
10	28A	ACCOLLECTOR/INPUT	18	ITEM2	WHITE
11	NONE	PLUG	-	-	-
12	NONE	PLUG	-	-	-

PNOUTSFORCONNU22

PRM	WIRE	DESCRIPTION	WREGA	TERM	COLOR
1	8B	BIOMETER	18	ITEM2	WHITE
2	NONE	PLUG	-	-	-
3	18B	FLOWP/CSIGNAL	18	ITEM2	WHITE
4	18C	FLOWP/CSIGNAL	18	ITEM2	WHITE
5	18B	FLOWP/CSIGNAL	18	ITEM2	WHITE
6	18B	FLOWP/CSIGNAL	18	ITEM2	WHITE
7	18A	FLOWP/CSIGNAL	18	ITEM2	WHITE
8	18A	BIOMETER/CSIGNAL	18	ITEM2	WHITE

PNOUTSFORCONNU23

PRM	WIRE	DESCRIPTION	WREGA	TERM	COLOR
1	18	MOTION/LAMP	18	ITEM2	WHITE
2	2	GROUND	18	ITEM2	BLACK

PNOUTSFORCONNU24

PRM	WIRE	DESCRIPTION	WREGA	TERM	COLOR
1	47	REAR/ON	18	ITEM2	WHITE
2	3	GROUND	18	ITEM2	BLACK

アイテム	部品番号	名前	数量	UOM
1	0260082 E	LOWER CONTROL PANEL	1	EA
	0260115	WLDMT, CONTROL BOX, LOWER		
2	29925 001	CORD GRIP 3/4"	1	EA
3	3040700	LOCK WEDGE 8 PIN REC	4	EA
4	3049823	LOCK WEDGE. 3 PIN	1	EA
5	3049837	CONNECTOR 12 PIN BHD	4	EA
6	3049849	LOCK WEDGE 12 PIN DEUTSCH REC	4	EA
7	3049891	LOCKWEDGE 4 PIN	1	EA
8	3049971	DEUTSCH 8 PIN BLKHD RCPT CONN	4	EA

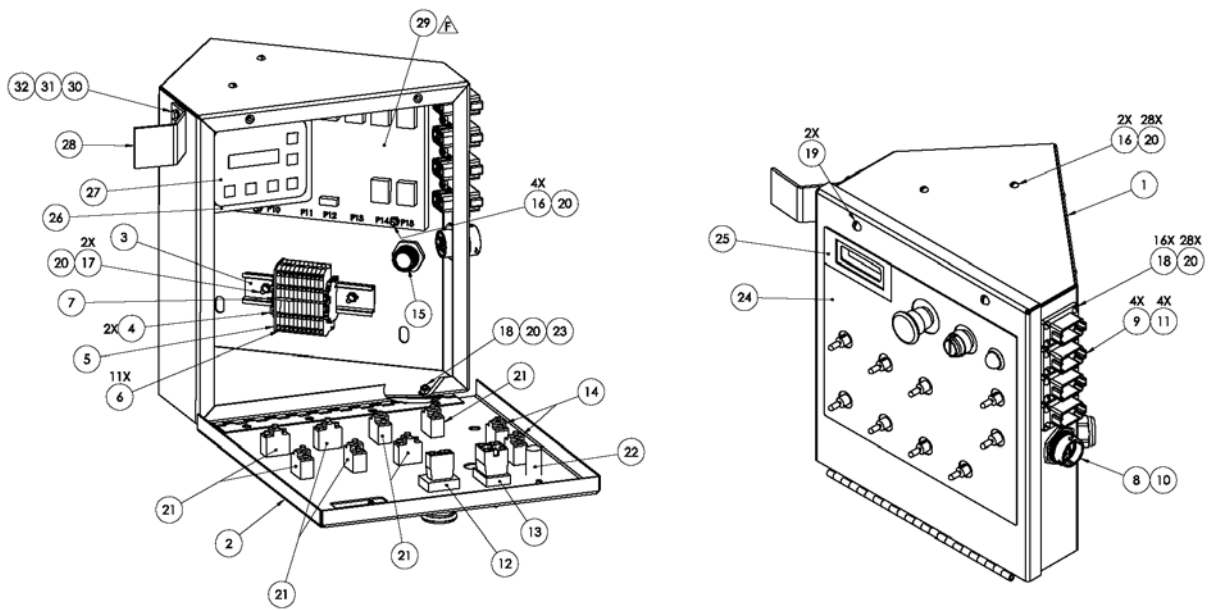
LOWER CONTROL PANEL – CE

アイテム	部品番号	名前	数量	UOM
9	3220088	DEUTSCH RND 8 PIN 12GA RCPT CONN	1	EA
10	3220105	CONNECTOR, 3 PIN BHD	1	EA
11	3220110	CONN, 4 PIN 16 GA RECPT, BLKHD	1	EA
12	3220112	RELAY, 48VDC, 1 POLE	2	EA
13	3220113	RELAY SOCKET 1 POLE DIN MAGNEC	5	EA
14	3220114	RELAY 48V DC, 2 POLE	1	EA
15	3220115	RELAY SOCKET, 2 POLE, DIN	1	EA
16	3220117	RETAINER CLIP, 2 POLE RELAY	1	EA
17	3220118	PANEL NUT, RECEPTACLE	2	EA
18	67660 006	END BLOCK TERMINAL	6	EA
19	67662 005	CLIP	5	EA
20	67893 001	DIN RAIL 4 in LG	2	EA
21	67893 002	DIN RAIL, 14" LG	1	EA
22	68698 000	BLOCK TERMINAL ORANGE	4	EA
23	68698 001	BLOCK TERMINAL TAN	32	EA
24	68698 002	BLOCK TERMINAL BLUE	9	EA
25	68773 002	TWO PIN WEDGE	2	EA
26	68773 004	JUMPER 4 PIN	1	EA
27	67661 001	RELAY SPST 12 VOLT DC	3	EA
28	3220128	CONN DEUTSCH 8 SCKT 12GA RECEPT	1	EA
200	0260019	PANEL WELDMENT, CONTROL BOX	1	EA
201	3028810	PUSH/PULL EMERGENCY STOP	1	EA
202	3028814	CONTACT BLOCK	7	EA
203	0260199	PLACARD, LOWER CONTROL E DRIVE CE	1	EA

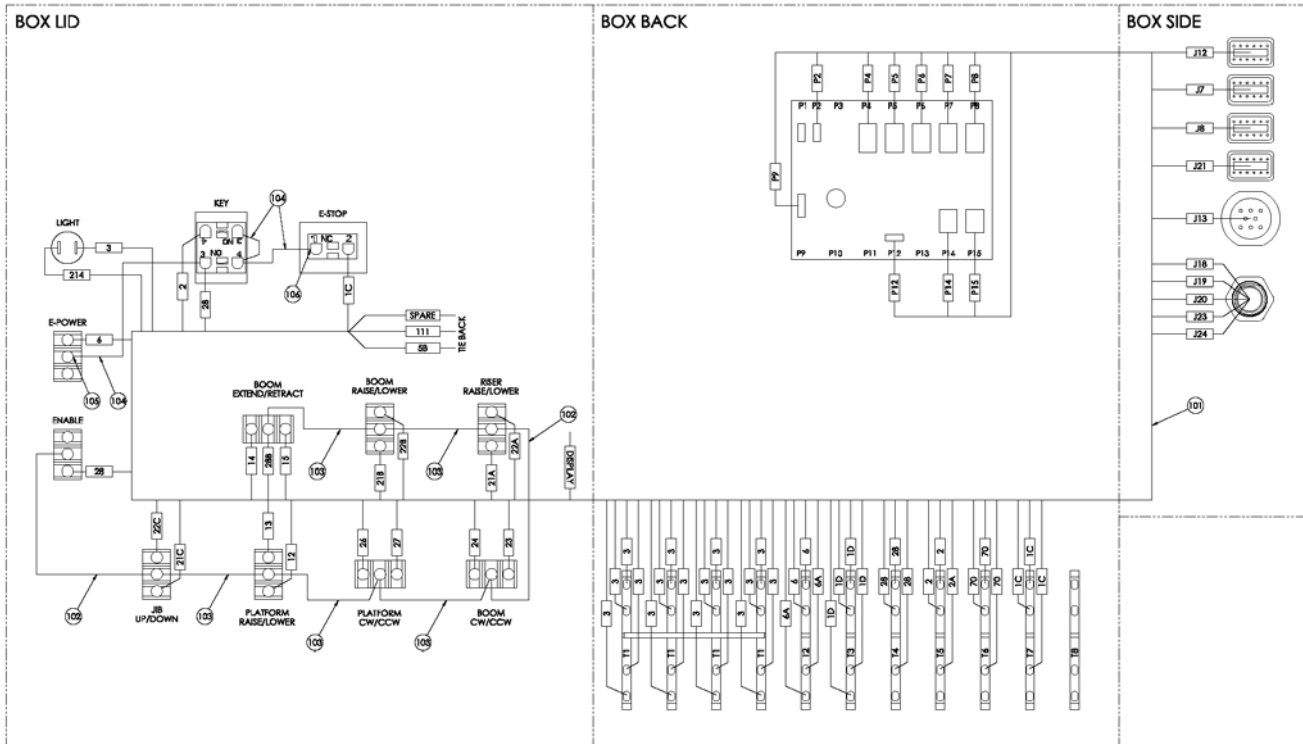
LOWER CONTROL PANEL – CE

アイテム	部品番号	名前	数量	UOM
204	3069524	LIGHT RED LED 12V	2	EA
205	3070001	HOURMETER	1	EA
206	3020081	SW TGL DPDT (M/ON) SEALED	2	EA
207	3020018	SWITCH TOGGLE DPDT MOM/OFF/MOM	7	EA
208	3220019	CIRCUIT BREAKER 10 AMP	1	EA
210	3028813	KEYED SELECTOR SWITCH (MARCH 2014 AND BEFORE)	1	EA
211	3040069	CIRCUIT BREAKER 25AMP	1	EA
301	3011641	WIRE 16GA SINGLE CONDUCTOR WHT	A/R	EA
302	3040293	DIODE	5	EA
304	3011601	WIRE 16GA SINGLE CONDUCTOR BLK	A/R	EA
401	3040650	SOCKET CONTACT 12 DEUTSCH DEU	6	EA
402	3040341	PIN CONTACT SIZE 16 16/18 GA	82	EA
403	3049804	CONNECTOR 2 PIN DEUTSCH RECEP	5	EA
404	3011601	WIRE 16GA SINGLE CONDUCTOR BLK	A/R	EA
405	3011641	WIRE 16GA SINGLE CONDUCTOR WHT	A/R	EA
406	3040650	SOCKET CONTACT 12 DEUTSCH DEU	8	EA
409	3049808	LOCK WEDGE 2 PIN DEUTSCH RECEP	5	EA

LOWER CONTROL PANEL PG ANSI A46JE-04-000159 AND AFTER PG CE A46JE-01-010860 AND
ELECTRICAL



LOWER CONTROL PANEL PG ANSI A46JE-04-000159 AND AFTER PG CE A46JE-01-010860 AND AFTER



アイテム	部品番号	名前	数量	UOM
	0260859 F	LOWER CONTROL PANEL PG ANSI AFTER A46JE 04 000159 AND PG CE AFTER A46JE 01 010860		EA
1	0260811	WLDMT GRND CONTROL BOX	1	EA
2	0260810	WLDMT PANEL GRND CONTROL BOX	1	EA
3	0260825	DIN RAIL 6" LG	1	EA
4	67660 006	END BLOCK TERMINAL	2	EA
5	68698 004	END CAP TERMINAL BLOCK	1	EA

LOWER CONTROL PANEL PG ANSI A46JE-04-000159 AND AFTER PG CE A46JE-01-010860 AND
AFTER

アイテム	部品番号	名前	数量	UOM
6	68698 001	BLOCK TERMINAL TAN	11	EA
7	68773 004	JUMPER 4 PIN	1	EA
8	3220088	DEUTSCH RND 8 PIN 12GA RCPT CONN	1	EA
9	3049837	CONNECTOR 12 PIN BHD	4	EA
10	3220118	PANEL NUT, RECEPTACLE	1	EA
11	3049849	LOCK WEDGE 12 PIN DEUTSCH REC	4	EA
12	3028810	PUSH/PULL EMERGENCY STOP	1	EA
13	3028832	SELECTOR SWITCH IDEC (APRIL 2014 AND AFTER)	1	EA
14	3020080	TOGGLE SWITCH	2	EA
15	29925 001	CORD GRIP 3/4"	1	EA
16	5560673	SCR TRHD 10 24 1.00	6	EA
17	974689	SCR RDH MACH 10 24 .75	2	EA
18	974659	SCR RDH MACH 10 24 .500	20	EA
19	975089	SCR RDH MACH .25 20 .75	2	EA
20	5560034	NUT LKG 10 24	28	EA
21	3020016	Switch, Toggle Honeywell INTI 7	7	EA
22	3069524	LIGHT RED LED 12V	1	EA
23	986009	WSHR FLAT 10	4	EA
24	0260812	PLACARD PG LOWER CONTROL PANEL	1	EA
25	0260844	PLACARD PG DISPLAY LOWER CONTROL PANEL	1	EA
26	0260828	BRKT EZ CAL DISPLAY	1	EA
27	3087803	EZCal Panel Trionics	1	EA
28	068792 000	BRACKET	1	EA
29	3030185	GP400C ECU 210 510 508 A46	1	EA

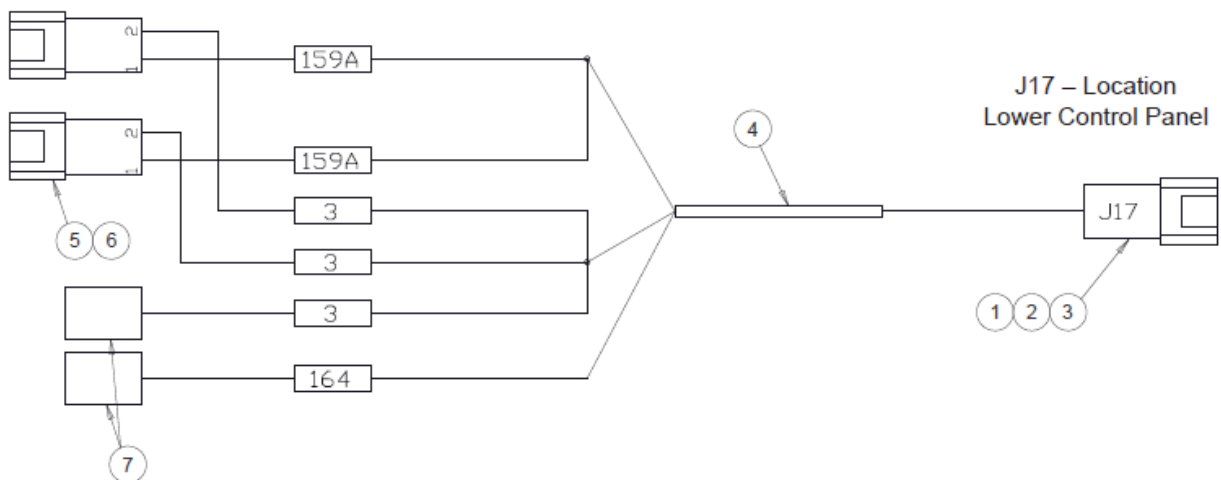
LOWER CONTROL PANEL PG ANSI A46JE-04-000159 AND AFTER PG CE A46JE-01-010860 AND
AFTER

アイテム	部品番号	名前	数量	UOM
30	058491 020	HHCS M6 X 1 X 20 G8.8 DIN 933	2	EA
31	056069 006	WSHR STEELFLATWSHE M6 DIN125A	2	EA
32	056066 006	Nut NylockNut DIN985 M6 8.0 Zi	2	EA
101	0260813	HARNESS INTERNAL PG GRND BOX	1	EA
102	0070730	WIRE 16 R6I R6I 5.5	2	EA
103	0070747	WIRE 16 R6I R6I 3	5	EA
104	3011641	WIRE 16GA SINGLE CONDUCTOR WHT	A/R	EA
105	3044158	TERM R6I	1	EA
106	960359	TERM SPADE6I 18 14 GA	1	EA

LOWER CONTROLS TO BRAKE RELEASE VALVE WIRING HARNESS

ELECTRICAL

Brake Release Valve



Connector J17 Pin ID

Pin #	Wire #
1	164
2	159A
3	-
4	3

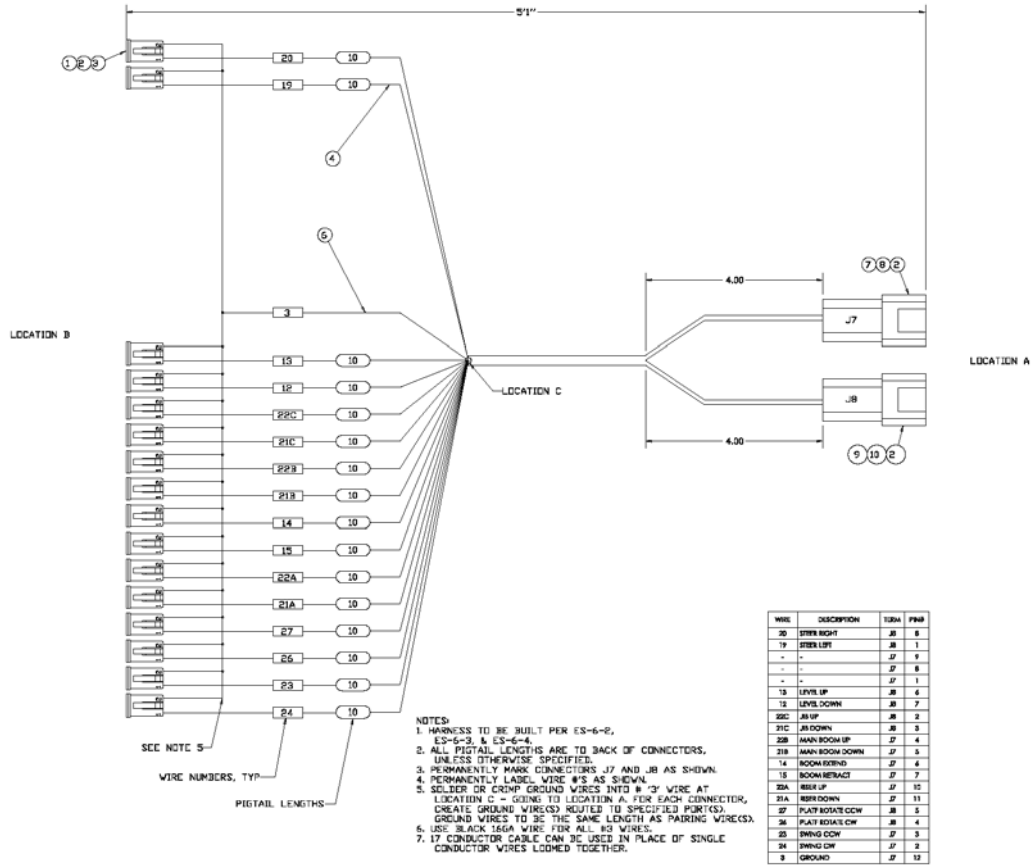
アイテム	部品番号	名前	数量	UOM
	0260140 A	WIRING HARNESS, BRAKE RELEASE VALVE	1	EA
1	3049888	CONNECTOR 4 PIN	1	EA
2	3049890	LOCK WEDGE 4 PIN	1	EA

LOWER CONTROLS TO BRAKE RELEASE VALVE WIRING HARNESS

アイテム	部品番号	名前	数量	UOM
3	3040342	SOCKET CONTACT SIZE 16 16/18GA	7	EA
4	3011803	CABLE 18GA/3 CONDUCTOR WIRE	A/R	EA
5	3049803	CONNECTOR 2 PIN DEUTSCH PLUG	2	EA
6	3049807	LOCK WEDGE 2 PIN DEUTSCH PLUG	2	EA
7	3040047	TERM FEM250FI 22/18	2	EA

LOWER CONTROLS TO BOOM FUNCTION VALVE WIRING HARNESS

ELECTRICAL



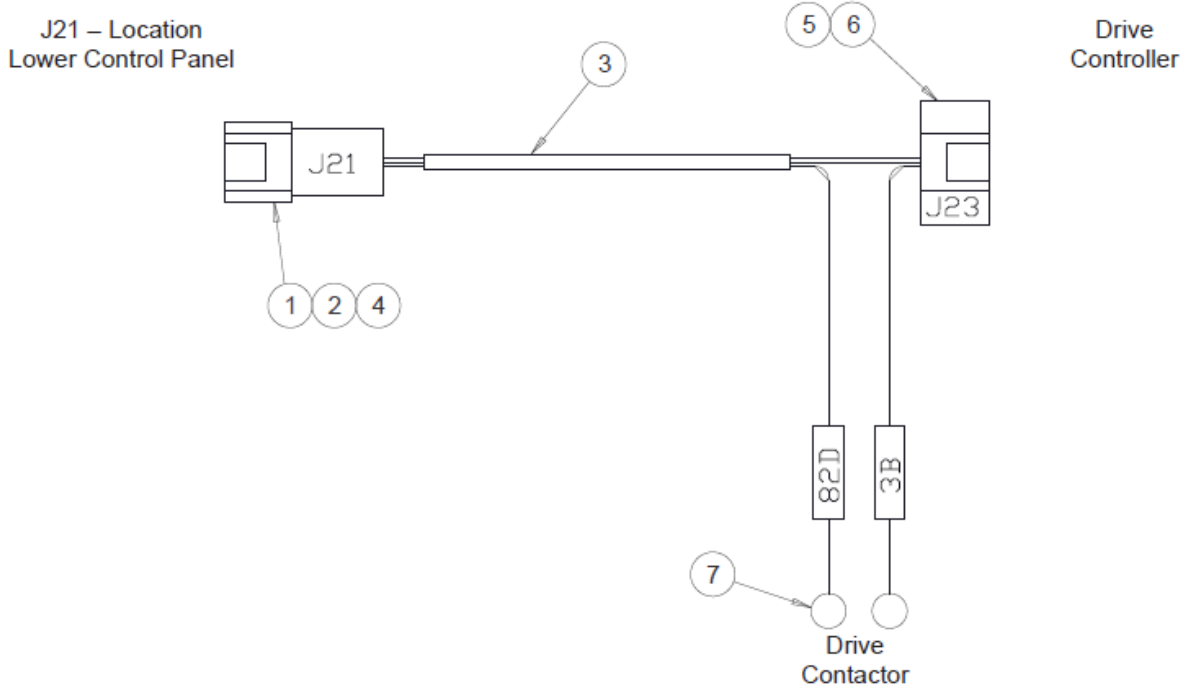
アイテム	部品番号	名前	数量	UOM
	0260143 B	WIRE HARNESS VALVE BLOCK – ITEM NOT SHOWN	1	EA
1	3049803	CONNECTOR 2 PIN DEUTSCH PLUG	16	EA
2	3040342	SOCKET CONTACT SIZE 16 16/18GA	49	EA
3	3049807	LOCK WEDGE 2 PIN DEUTSCH PLUG	16	EA

LOWER CONTROLS TO BOOM FUNCTION VALVE WIRING HARNESS

アイテム	部品番号	名前	数量	UOM
4	3011641	WIRE 16GA SINGLE CONDUCTOR WHT	A/R	EA
6	3011601	WIRE 16GA SINGLE CONDUCTOR BLK	A/R	EA
7	3049813	CONNECTOR 12 PIN PLUG	1	EA
8	3049814	LOCK WEDGE 12 PIN DEUTSCH PLUG	1	EA
9	3049829	CONNECTOR 8 PIN PLUG	1	EA
10	3049842	LOCK WEDGE 8 PIN PLUG	1	EA

LOWER CONTROLS TO DRIVE CONTROLLER WIRING HARNESS

ELECTRICAL



Connector J21 Pin ID

Pin #	Wire #	Description
1	82D	48V INPUT
2	17	FORWARD
3	18	REVERSE
4	83A	FOOT SW INPUT
5	34	CUT BACK SP #1
6	70	CUT BACK SP #2
7	159	BRAKE RELEASE
8	82D	LINE CONTACTOR
9	3D	LED FAULT LIGHT
10	204	ACCEL POT INPUT
11		NOT USED
12		NOT USED

Connector J23 Pin ID

Pin #	Wire #	Description
1	82D	48V INPUT
2	17	FORWARD
3	18	REVERSE
4	83A	FOOT SW INPUT
5	34	CUT BACK SP #1
6	70	CUT BACK SP #2
7	159	BRAKE RELEASE
8	3B	LINE CONTACTOR
9	3D	LED FAULT LIGHT
10	204	ACCEL POT INPUT
11		NOT USED
12		NOT USED

0260144 A

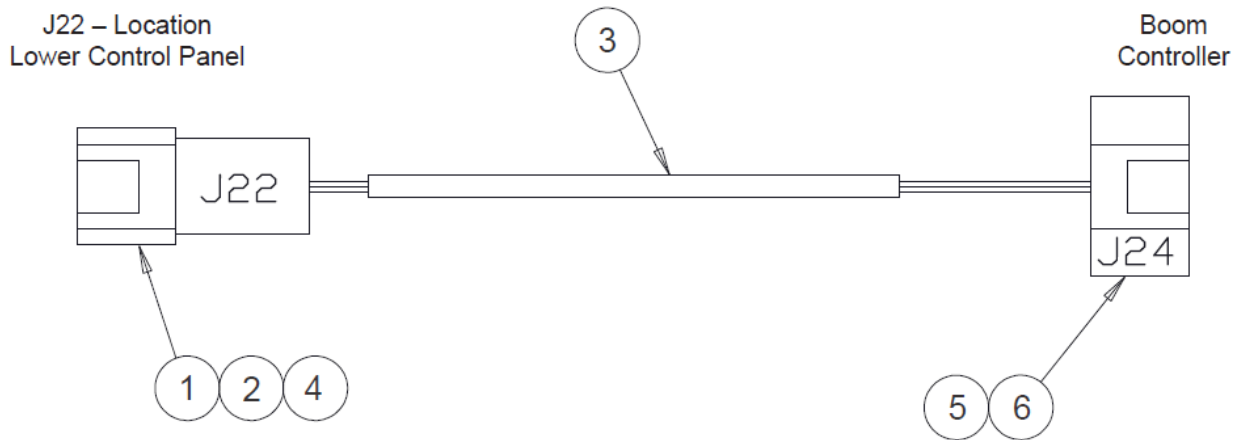
アイテム	部品番号	名前	数量	UOM
	0260144 A	WIRING HARNESS, DRIVE CONTROLLER	1	EA
1	3049813	CONNECTOR 12 PIN PLUG	1	EA

LOWER CONTROLS TO DRIVE CONTROLLER WIRING HARNESS

アイテム	部品番号	名前	数量	UOM
2	3040342	SOCKET CONTACT SIZE 16 16/18GA	10	EA
3	3011641	WIRE 16GA SINGLE CONDUCTOR WHT	A/R	EA
4	3049814	LOCK WEDGE 12 PIN DEUTSCH PLUG	1	EA
5	3220047	CONN 16 PIN MOLEX	1	EA
6	3220048	PIN FEMALE MOLEX	10	EA
7	3044854	TERM R10I 12/10	2	EA

LOWER CONTROLS TO BOOM CONTROLLER WIRING HARNESS ANSI

ELECTRICAL



Connector J22 Pin ID

Pin #	Wire #	Description
1	82D	48V INPUT
2	3D	FAULT SIGNAL
3	160	FLOW A
4	162	FLOW "C" SIGNAL
5	161	FLOW "B" SIGNAL
6	163	FLOW "D" SIGNAL
7	164	FLOW "E" SIGNAL
8	16A	ACCEL POT INPUT
9		NOT USED
10		NOT USED
11		NOT USED
12		NOT USED

Connector J24 Pin ID

Pin #	Wire #	Description
1	82D	48V INPUT
2	160	FLOW A
3	162	FLOW "C" SIGNAL
4	161	FLOW "B" SIGNAL
5	163	FLOW "D" SIGNAL
6	164	FLOW "E" SIGNAL
7		NOT USED
8	3D	FAULT SIGNAL
9		NOT USED
10	16A	ACCEL POT INPUT
11		NOT USED
12		NOT USED

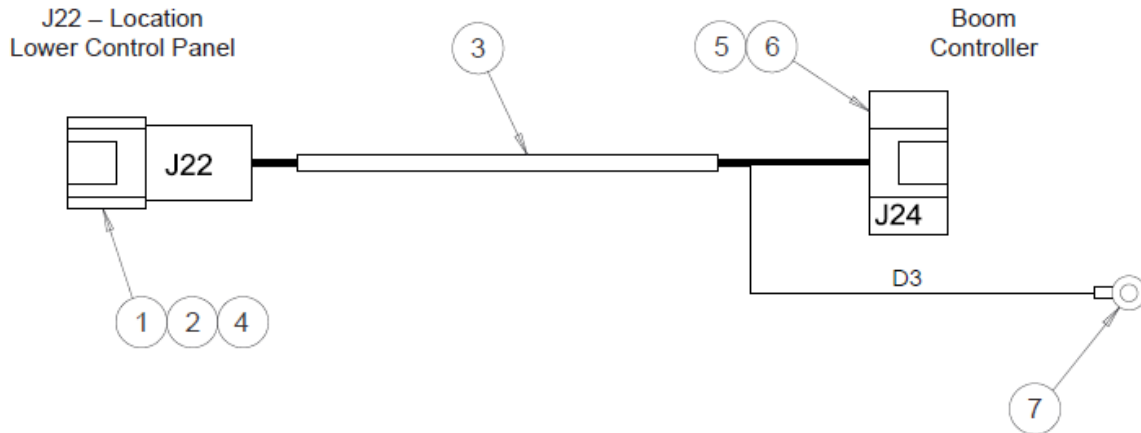
アイテム	部品番号	名前	数量	UOM
	0260145 B	WIRING HARNESS, BOOM CONTROLLER	1	EA
1	3049829	CONNECTOR 8 PIN PLUG	1	EA
2	3040342	SOCKET CONTACT SIZE 16 16/18GA	8	EA
3	3011641	WIRE 16GA SINGLE CONDUCTOR WHT	A/R	EA

LOWER CONTROLS TO BOOM CONTROLLER WIRING HARNESS ANSI

アイテム	部品番号	名前	数量	UOM
4	3049842	LOCK WEDGE 8 PIN PLUG	1	EA
5	3220047	CONN 16 PIN MOLEX	1	EA
6	3220048	PIN FEMALE MOLEX	8	EA

LOWER CONTROLS TO BOOM CONTROLLER WIRING HARNESS CE

ELECTRICAL



Connector J22 Pin ID

Pin #	Wire #	Description
1	82D	48V INPUT
2	3D	FAULT SIGNAL
3	160	FLOW A
4	162	FLOW "C" SIGNAL
5	161	FLOW "B" SIGNAL
6	163	FLOW "D" SIGNAL
7	164	FLOW "E" SIGNAL
8	16A	ACCEL POT INPUT
9		NOT USED
10		NOT USED
11		NOT USED
12		NOT USED

Connector J24 Pin ID

Pin #	Wire #	Description
1	82D	48V INPUT
2	160	FLOW A
3	162	FLOW "C" SIGNAL
4	161	FLOW "B" SIGNAL
5	163	FLOW "D" SIGNAL
6	164	FLOW "E" SIGNAL
7		NOT USED
8		NOT USED
9		NOT USED
10	16A	ACCEL POT INPUT
11		NOT USED
12		NOT USED

アイテム	部品番号	名前	数量	UOM
	0260531 A	WIRING HARNESS, BOOM CONTROLLER CE	1	EA
1	3049829	CONNECTOR 8 PIN PLUG	1	EA

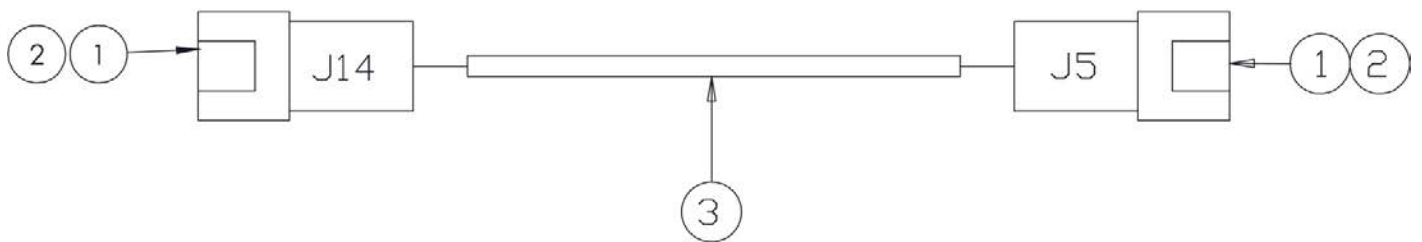
LOWER CONTROLS TO BOOM CONTROLLER WIRING HARNESS CE

アイテム	部品番号	名前	数量	UOM
2	3040342	SOCKET CONTACT SIZE 16 16/18GA	8	EA
3	3011641	WIRE 16GA SINGLE CONDUCTOR WHT	A/R	EA
4	3049842	LOCK WEDGE 8 PIN PLUG	1	EA
5	3220047	CONN 16 PIN MOLEX	1	EA
6	3220048	PIN FEMALE MOLEX	8	EA
7	3044162	TERM R250I 16/14	1	EA

LOWER CONTROLS TO UPPER CONTROLS WIRING HARNESS 12/8 CONDUCTOR

ELECTRICAL

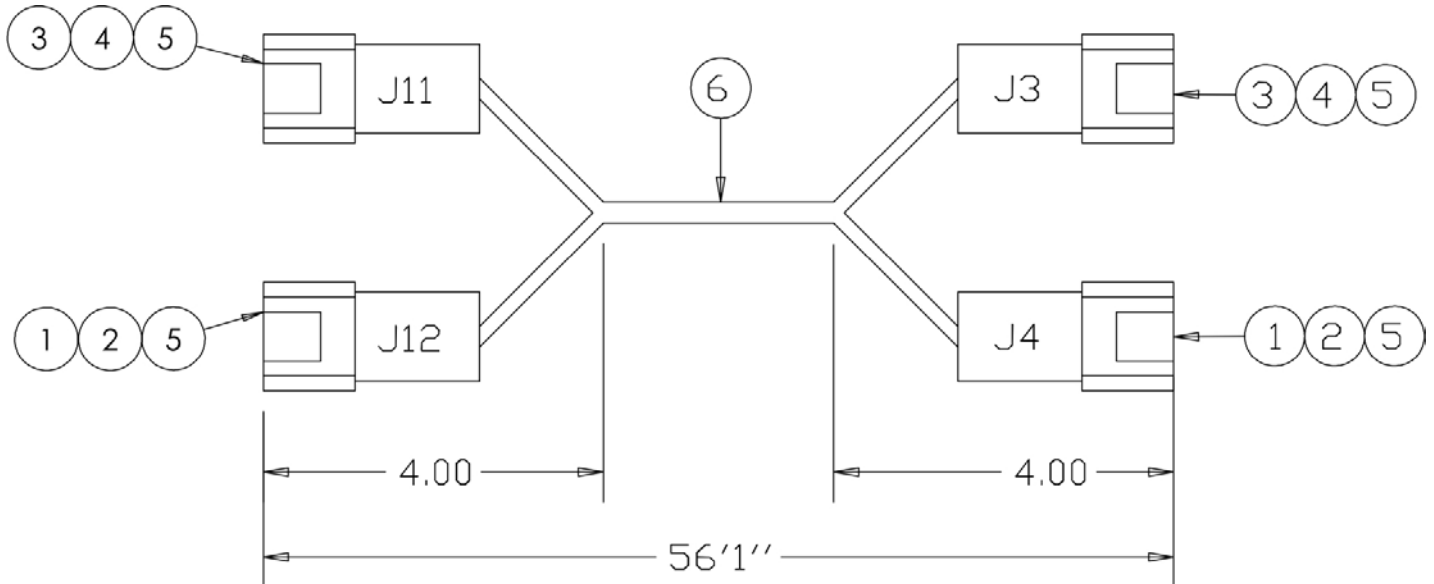
PIN OUTS FOR CONNECTOR J5 AND J14			
PIN #	REX #	REX COLOR	WIRE #
A	2	RED	2
B	7	RED/BLACK	2
C	1	BLACK	3
D	4	ORANGE	4
E	5	YELLOW	5
F	8	BLUE/BLACK	1D
G	3	BLUE	83
H	6	BROWN	82A



アイテム	部品番号	名前	数量	UOM
	0260031 F	UPPER CONTROLS WIRE HARNESS 12/8 MARCH 2014 AND AFTER	1	EA
1	3220099	CONN DEUTSCH 8PIN 12GA RECEP	2	EA
2	3040650	SOCKET CONTACT 12 DEUTSCH DEU	12	EA
3	3010006	CABLE 12GA/8 CONDUCTOR	A/R	EA

LOWER CONTROLS TO UPPER CONTROLS WIRING HARNESS 18/19 CONDUCTOR

ELECTRICAL



PIN OUTS FOR CONNECTOR J12 AND J4			
PIN #	WIRE #	REX #	REX COLOR
1	18	16	BROWN/RED
2	213	9	ORANGE/BLACK
3	73C	18	RED/BLUE
4	161	6	BROWN
5	169	1	BLACK
6	155C	14	ORANGE/RED
7	-	13	BLUE/RED
8	214	8	BLUE/BLACK
PIN OUTS FOR CONNECTOR J11 AND J3			
PIN #	WIRE #	REX #	REX COLOR
1	160	10	YELLOW/BLACK
2	6	11	BROWN/BLACK
3	162	17	BLACK/BLUE
4	34	7	RED/BLACK
5	163	19	ORANGE/BLUE
6	125/38A	15	YELLOW/RED
7	29	3	BLUE
8	NONE	NONE	-
9	159	4	ORANGE
10	3A/204	2	RED
11	170	5	YELLOW
12	17	12	BLACK/RED

アイテム	部品番号	名前	数量	UOM
	0260032 E	WIRE HARNESSUPPER CONTROLS 18/19		EA
1	3049829	CONNECTOR 8 PIN PLUG	2	EA
2	3049842	LOCK WEDGE 8 PIN PLUG	2	EA
3	3049813	CONNECTOR 12 PIN PLUG	2	EA
4	3049814	LOCK WEDGE 12 PIN DEUTSCH PLUG	2	EA
5	3040342	SOCKET CONTACT SIZE 16 16/18GA	30	EA
6	3010005	CABLE 18GA/19 CONDUCTOR	A/R	EA

LEVEL SENSOR WIRE HARNESS JANUARY 2008

ELECTRICAL

PIN	WIRE#	DESCRIPTION	LOCATION A TERMINALS	PIGTAIL A LENGTHS	LOCATION B TERMINALS	PIGTAIL B LENGTHS	TOTAL LENGTH
A	1D	AUX CIRCUIT	ITEMS 1, 2 AND 3	4.00	ITEM 5	4.00	95"
B	73	TILT ALARM SIGNAL		4.00	ITEM 5	4.00	
C	3	GROUND		4.00	ITEM 5	4.00	

アイテム	部品番号	名前	数量	UOM
	0260033 B	LEVEL SENSOR WIRE HARNESS JANUARY 2008	1	EA
1	3049820	DEUTSCH CONN DT06 3S	1	EA
2	3049822	DEUTSCH WEDGE W3S	1	EA
3	3040342	SOCKET CONTACT SIZE 16 16/18GA	3	EA
4	3011803	CABLE 18GA/3 CONDUCTOR WIRE	A/R	EA
5	3040047	TERM FEM250FI 22/18	3	EA

HORN WIRING HARNESS

ELECTRICAL

PIN #	WIRE #	DESCRIPTION	LOCATION A TERMINALS	PIGTAIL A LENGTH	LOCATION B TERMINALS	PIGTAIL B LENGTH	TOTAL LENGTH
1	29A	HORN	ITEMS 1, 2 AND 3	4.00	ITEM 5	4.00	26"
2	3	GROUND			ITEM 5		

アイテム	部品番号	名前	数量	UOM
	0260037 C	WIRE HARNESS TO HORN – ITEM NOT SHOWN		EA
1	3049803	CONNECTOR 2 PIN DEUTSCH PLUG	1	EA
2	3049807	LOCK WEDGE 2 PIN DEUTSCH PLUG	1	EA
3	3040342	SOCKET CONTACT SIZE 16 16/18GA	2	EA
4	3011802	CABLE 18GA/2 CONDUCTOR WIRE 18/2 TYPE SJOBLACK JACKETCABL	A/R	EA
5	3040047	TERM FEM250FI 22/18	2	EA

MOTION ALARM WIRING HARNESS JULY 2016 AND AFTER

ELECTRICAL

J23 – Location
Lower Control Panel

Motion Alarm

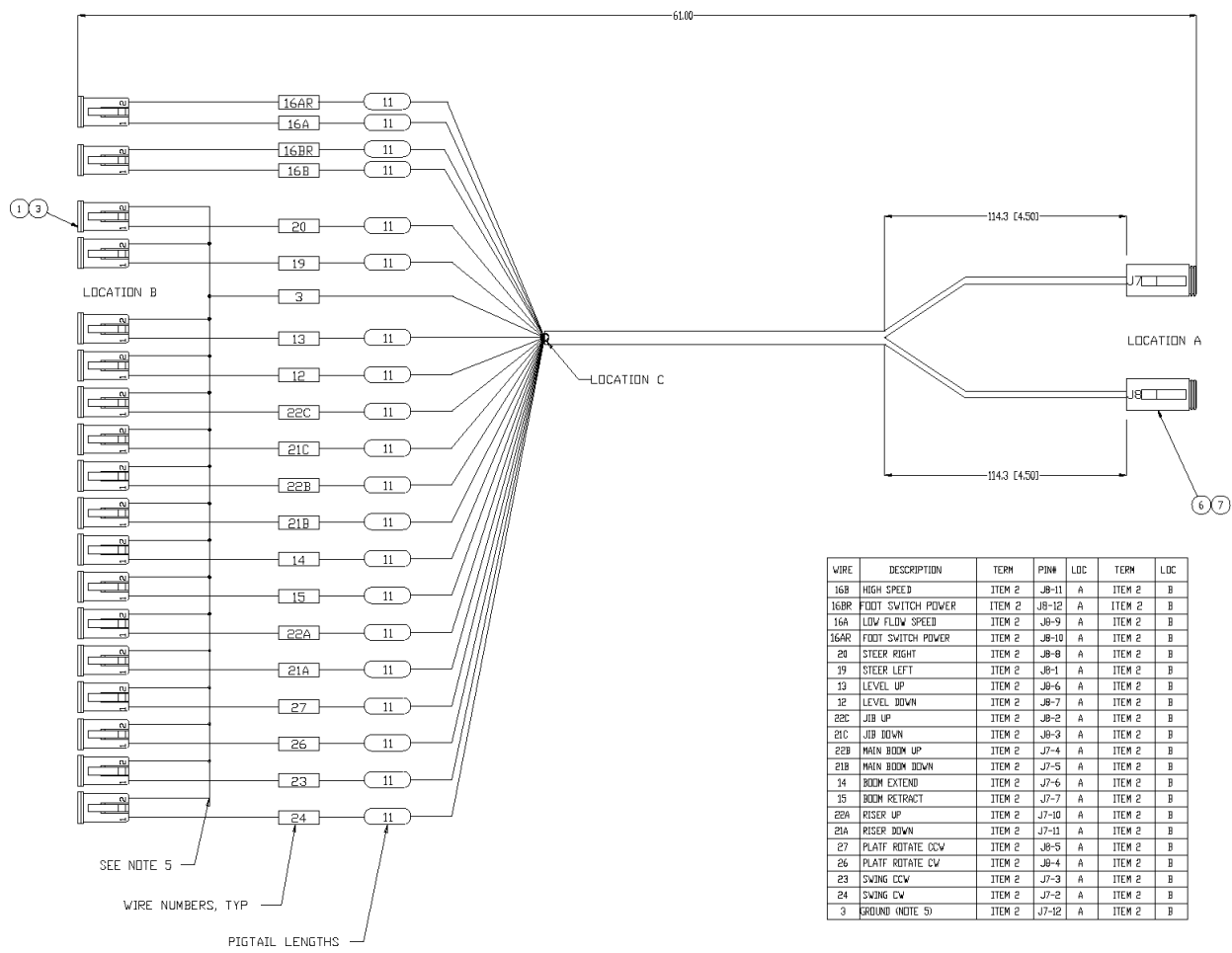
Connector J23 and Motion Alarm Pin ID

Pin #	Wire #	Description
1	39	MOTION ALARM
2	3	GROUND

アイテム	部品番号	名前	数量	UOM
	0260484 B	MOTION ALARM WIRING HARNESS JULY 2016 AND AFTER	1	EA
1	3049803	CONNECTOR 2 PIN DEUTSCH PLUG	1	EA
2	3049807	LOCK WEDGE 2 PIN DEUTSCH PLUG	1	EA
3	3040342	SOCKET CONTACT SIZE 16 16/18GA	2	EA
4	3011802	CABLE 18GA/2 CONDUCTOR WIRE 18/2 TYPE SJOBLACK JACKETCABL	A/R	EA
5	3049952	TERM R250I 22/18	2	EA

HARNESS TURNTABLE PG ANSI A46JE-04-000159 AND AFTER PG CE A46JE-01-010860 AND AFTER

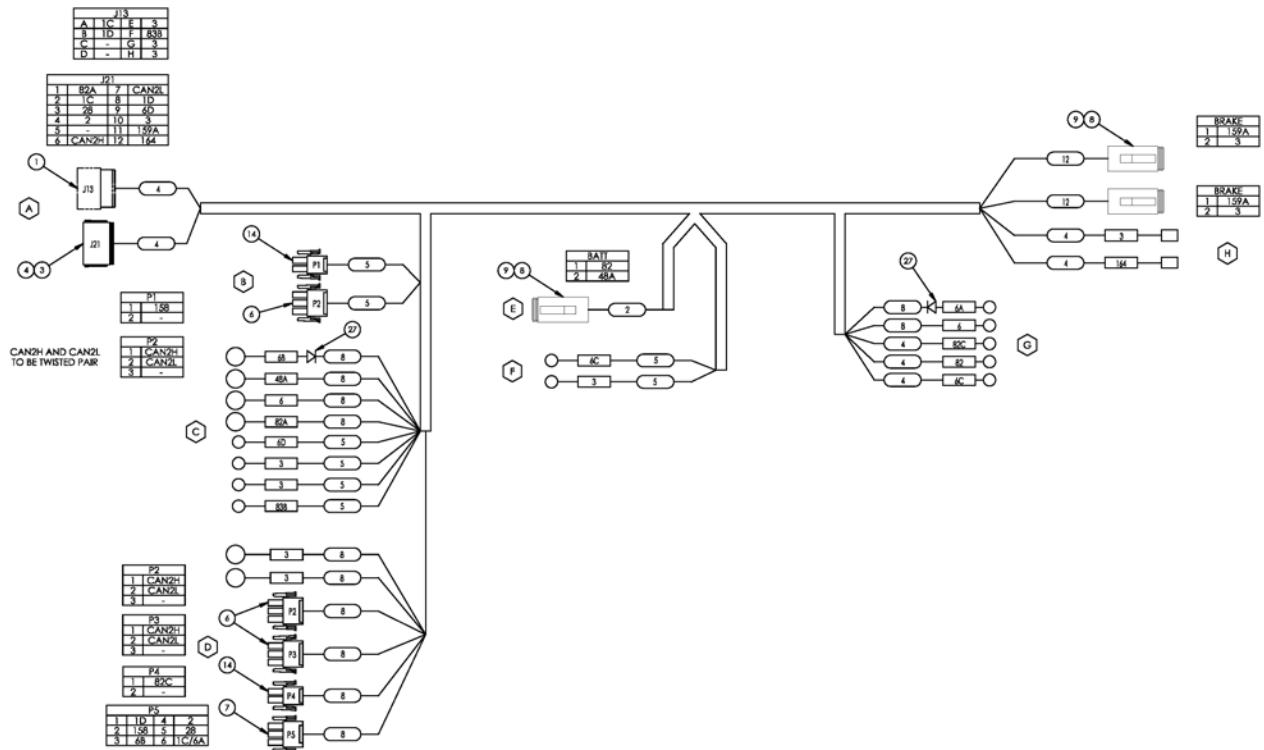
ELECTRICAL



アイテム	部品番号	名前	数量	UOM
	0260864 B	HARNESS T/T PG CE AFTER S/N A46JE 01 010860 AND PG ANSI AFTER S/N A46JE 04 000159		EA
1	3049803	CONNECTOR 2 PIN DEUTSCH PLUG	18	EA
2	3040341	PIN CONTACT SIZE 16 16/18 GA	57	EA
3	3049807	LOCK WEDGE 2 PIN DEUTSCH PLUG	18	EA
4	3011641	WIRE 16GA SINGLE CONDUCTOR WHT	A/R	EA
5	3011601	WIRE 16GA SINGLE CONDUCTOR BLK	A/R	EA
6	3049813	CONNECTOR 12 PIN PLUG	2	EA
7	3049814	LOCK WEDGE 12 PIN DEUTSCH PLUG	2	EA

HARNESS CHASSIS PG A46JE

ELECTRICAL



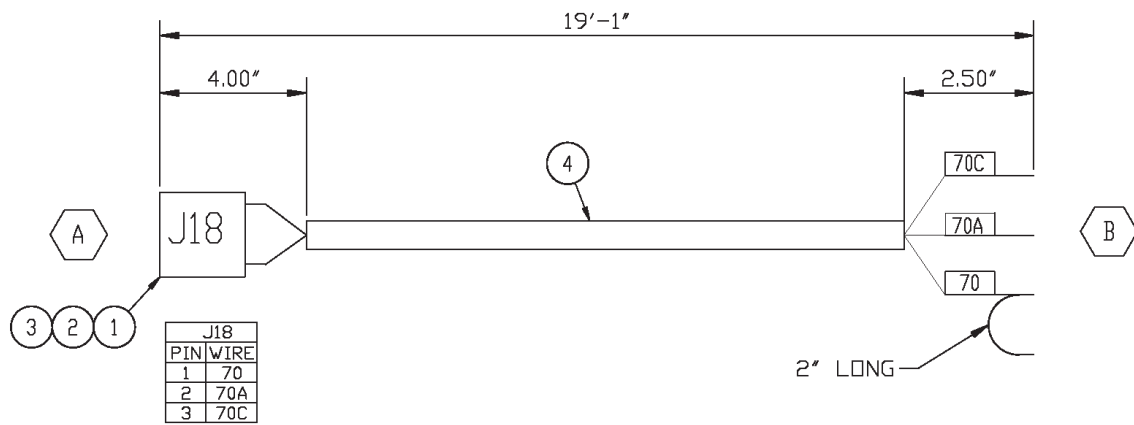
アイテム	部品番号	名前	数量	UOM
	0260809G	HARNESS CHASSIS PG A46JE		EA
1	3220129	CONN DEUTSCH 8 PIN 12GA RECPT	1	EA
2	3028827	PIN 12GA DEUTSCH	6	EA
3	3049813	CONNECTOR 12 PIN PLUG	1	EA
4	3049814	LOCK WEDGE 12 PIN DEUTSCH PLUG	1	EA
5	3040342	SOCKET CONTACT SIZE 16 16/18GA	17	EA
6	3220622	CONN 3 PIN AMP	3	EA
7	3220183	CONNECTOR AMP 6 PIN PLUG	1	EA

HARNESS CHASSIS PG A46JE

アイテム	部品番号	名前	数量	UOM
8	3049803	CONNECTOR 2 PIN DEUTSCH PLUG	3	EA
9	3049807	LOCK WEDGE 2 PIN DEUTSCH PLUG	3	EA
13	3044158	TERM R6I	4	EA
14	3220181	CONN AMP 2PIN P/N:1 480698 0	2	EA
15	3044161	TERM R10I 16/14	2	EA
16	3044854	TERM R10I 12/10	3	EA
17	3044163	TERM R312I 16/14	4	EA
18	961089	TERM R101 16/14	3	EA
19	3044836	TERM R375I 12/10	1	EA
20	3040083	TERM FEM250FI 16/14	2	EA
22	3011641	WIRE 16GA SINGLE CONDUCTOR WHT	A/R	EA
23	3011661	WIRE 16GA SINGLE CONDUCTOR RED	A/R	EA
24	3011601	WIRE 16GA SINGLE CONDUCTOR BLK	A/R	EA
25	3011241	WIRE 12GA SINGLE CONDUCTOR WHT	A/R	EA
26	3011251	WIRE 12GA SINGLE CONDUCTOR BLK	A/R	EA
27	3040293	DIODE	2	EA

WIRE HARNESS DOWN LIMIT SWITCH PG ANSI A46JE-04-000159 AND AFTER PG CE A46JE-01-010860 AND AFTER

ELECTRICAL



アイテム	部品番号	名前	数量	UOM
	0260895 A	WIRE HARNESS DOWN LT SW PG CE AFTER S/N A46JE 01 010860		EA
1	3049820	DEUTSCH CONN DT06 3S	1	EA
2	3049822	DEUTSCH WEDGE W3S	1	EA
3	3040342	SOCKET CONTACT SIZE 16 16/18GA	3	EA
4	3011803	CABLE 18GA/3 CONDUCTOR WIRE	A/R	EA

DOWN LIMIT SWITCH WIRING HARNESS

ELECTRICAL

J18 – Location
Lower Control Panel

Down Limit Switch

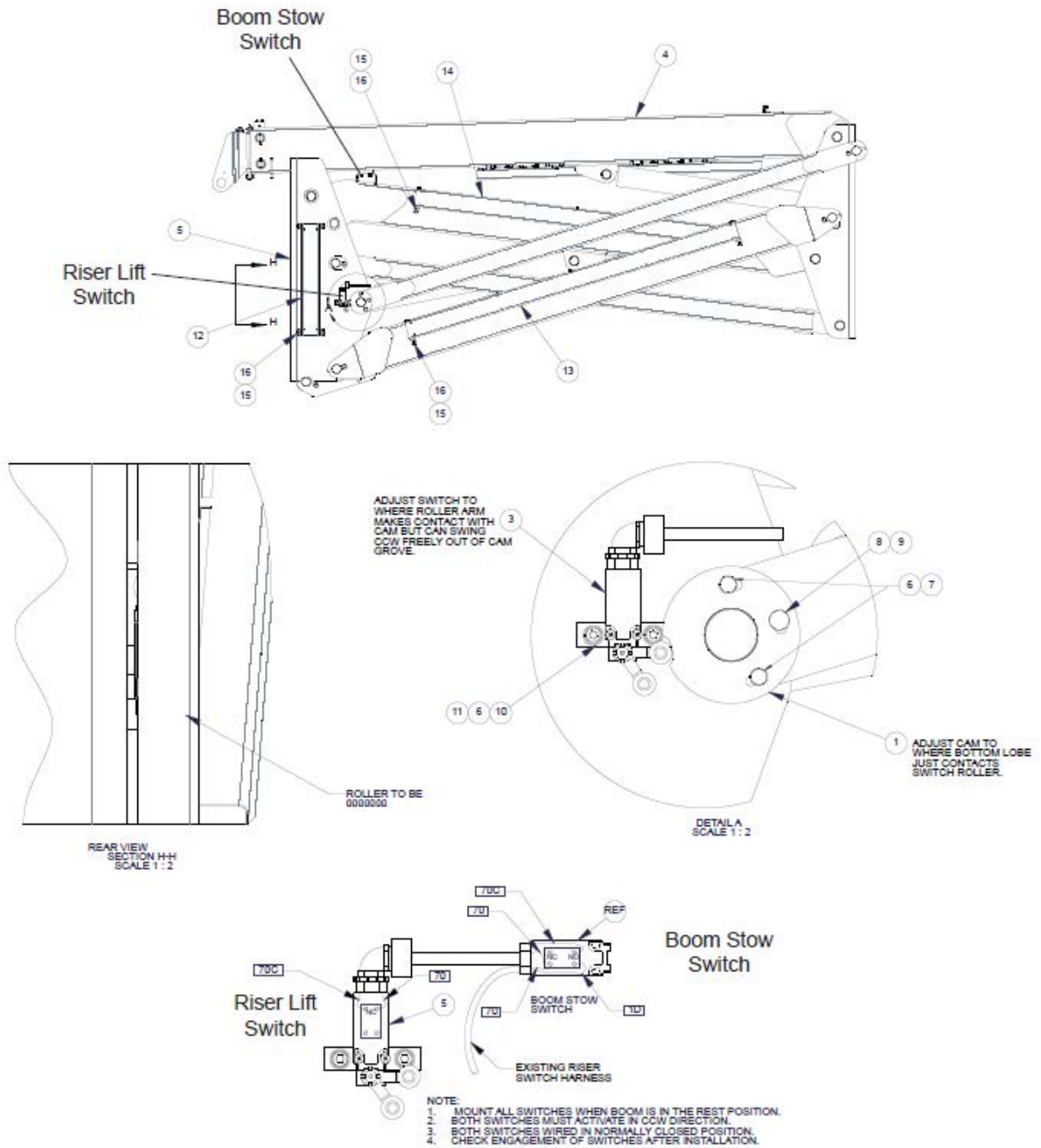
Connector J18 and Down Limit Switch Pin ID

Pin #	Wire #	Description
1	1D	PWR TO LT SW
2	70	PWR FROM LT SW

アイテム	部品番号	名前	数量	UOM
	0260036 B	DOWN LIMIT SWITCH WIRING HARNESS JANUARY 2008 AND AFTER	1	EA
1	3049803	CONNECTOR 2 PIN DEUTSCH PLUG	1	EA
2	3049807	LOCK WEDGE 2 PIN DEUTSCH PLUG	1	EA
3	3040342	SOCKET CONTACT SIZE 16 16/18GA	2	EA
4	3011802	CABLE 18GA/2 CONDUCTOR WIRE 18/2 TYPE SJOBLACK JACKETCABL	A/R	EA

BOOM SWITCH CONFIGURATIONS ASSEMBLY CE JUNE 2009 AND AFTER

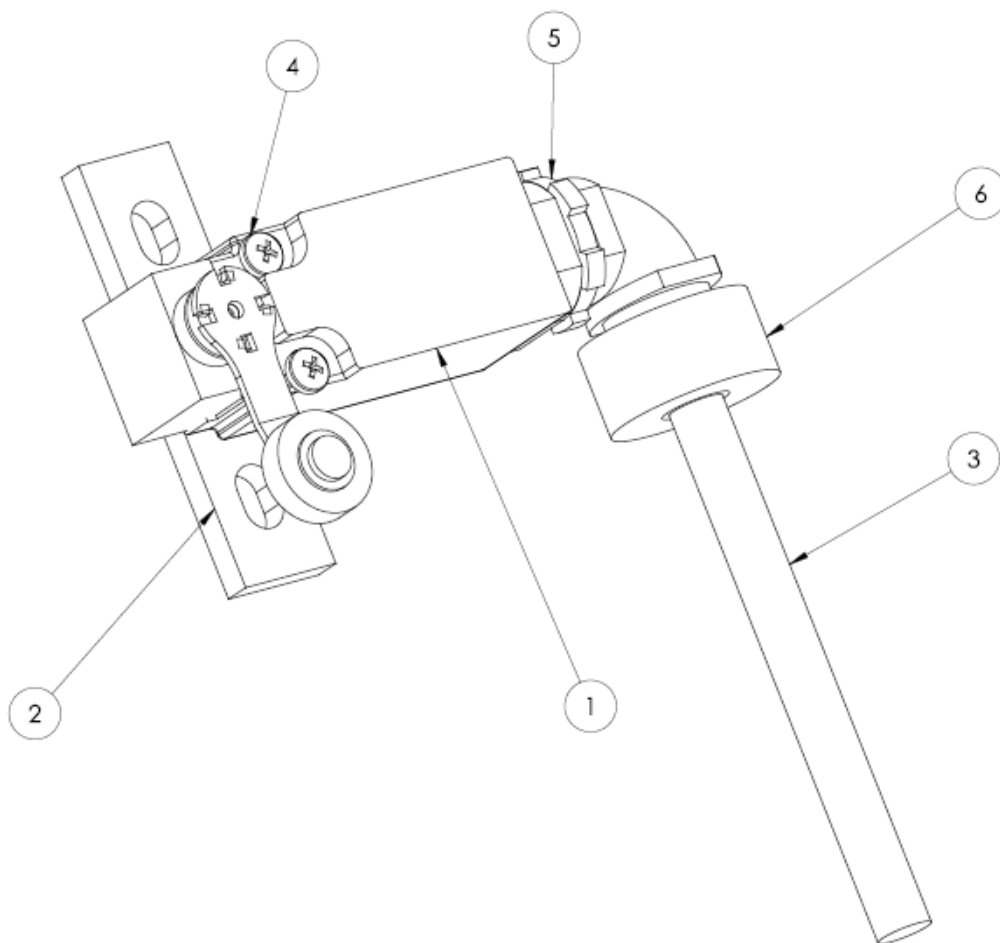
ELECTRICAL



アイテム	部品番号	名前	数量	UOM
	0260433 B	BOOM SWITCH CONFIGURATIONS ASSEMBLY CE JUNE 2009 AND AFTER		EA
1	0260230	CAM, CE RISER SWITCH	1	EA
2	0260231	BOOM LIFT LIMIT SWITCH – CE	1	EA
3	0260235	RISER LIFT LIMIT SWITCH – CE	1	EA
4	PNNA	MAIN BOOM	REF	EA
5	PNNA	RISER	REF	EA
6	5560355	WSHR LOCK M8	6	EA
7	5560357	BLT HEX HD M8 1.25 25MM GR 8.8	2	EA
8	5560356	WSHR LOCK 10	1	EA
9	5560627	BLT HEX HD M8 1.25X35MM	1	EA
10	5560613	WASHER FLAT M8	4	EA
11	5560595	SHCS M10X1.5X20 G8.8ISO 4762	4	EA
12	0260487	HOSE GUARD, RISER	2	EA
13	0260505	HOSE GUARD, 1ST RISER	2	EA
14	0260504	HOSE GUARD, 2ND RISER	2	EA
15	058491 016	BOLT HEXSETSCREW DIN933 M6 X 16MM 8.8 ZP	28	EA
16	056021 006	WASHER SPRING WASHER M6 DIN 127B GR8.8 ZP	28	EA

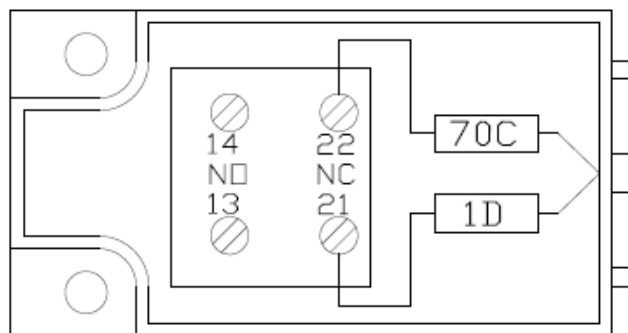
RISER LIFT LIMIT SWITCH CE JUNE 2008 AND AFTER

ELECTRICAL



NOTES:

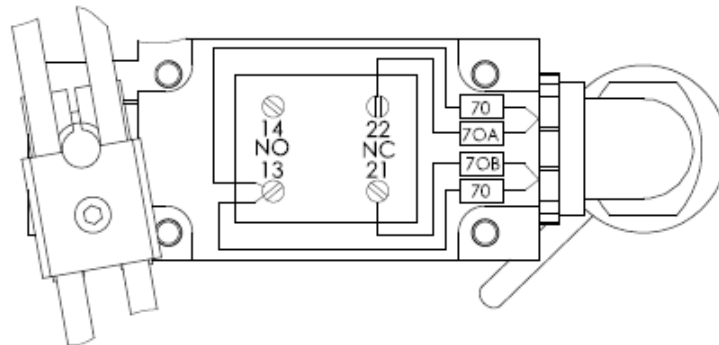
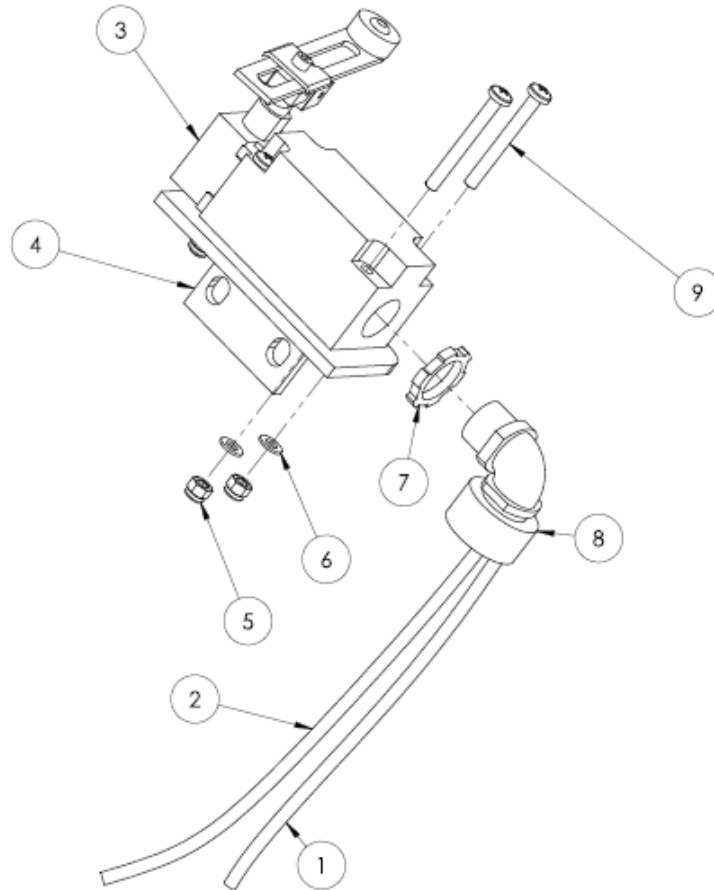
1. NOTE ORIENTATION OF SWITCH ARM
2. SWITCH MUST ACTIVATE IN CCW DIRECTION.
3. WIRE IN NORMALLY CLOSED (NC) CONTACTS.
4. APPLY LOCTITE 242 REMOVABLE THREADLOCKING COMPOUND TO ITEMS #6.



アイテム	部品番号	名前	数量	UOM
	0260235 B	RISER LIFT LIMIT SWITCH CE JUNE 2008 AND AFTER		EA
1	3020140	SWITCH LIMIT MINIATURE	1	EA
2	0260234	MOUNTING BRACKET	1	EA
3	0260236	WIRE ASSEMBLY	1	EA
4	5563094	SCREW, RD HD M4 X 30 MM	2	EA
5	3040070	NUT LKG HUB .500 APPLETON: P/N BL50 REG 801	1	EA
6	3040711	CONN 90 .500 .375 .500	1	EA

BOOM LIFT LIMIT SWITCH CE FEBURARY 2014 AND AFTER

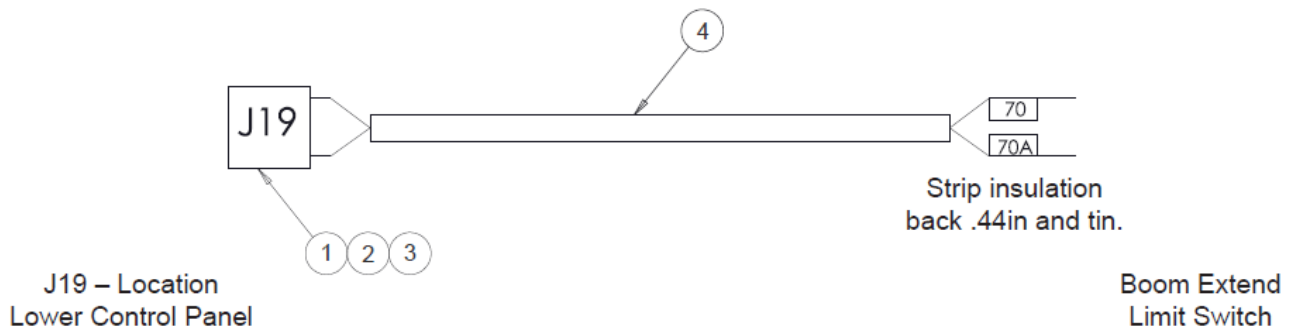
ELECTRICAL



アイテム	部品番号	名前	数量	UOM
	0260231 G	BOOM LIFT LIMIT SWITCH CE FEBURARY 2014 AND AFTER		EA
1	0260038	WIRE HARNESS EXT LIMIT SWITCH	1	EA
2	0260232	WIRE ASSEMBLY MAIN BOOM SWITCH CE	1	EA
3	0260347	ASS'Y. LIMIT SWITCH	1	EA
4	0260416	LIMIT SWITCH MOUNT WELMENT	1	EA
5	056066 005	Nut NylockNut DIN985 M5 8.0 Zi	4	EA
6	056069 005	Washer SteelFlatWasher DIN125A	4	EA
7	3040070	NUT LKG HUB .500 APPLETON: P/N BL50 REG 801	1	EA
8	3040711	CONN 90 .500 .375 .500	1	EA
9	5563114	SCR RNDHD M5 0.8 45MM PHL	4	EA

WIRE HARNESS EXT LIMIT SWITCH JUNE 2008 AND AFTER

ELECTRICAL



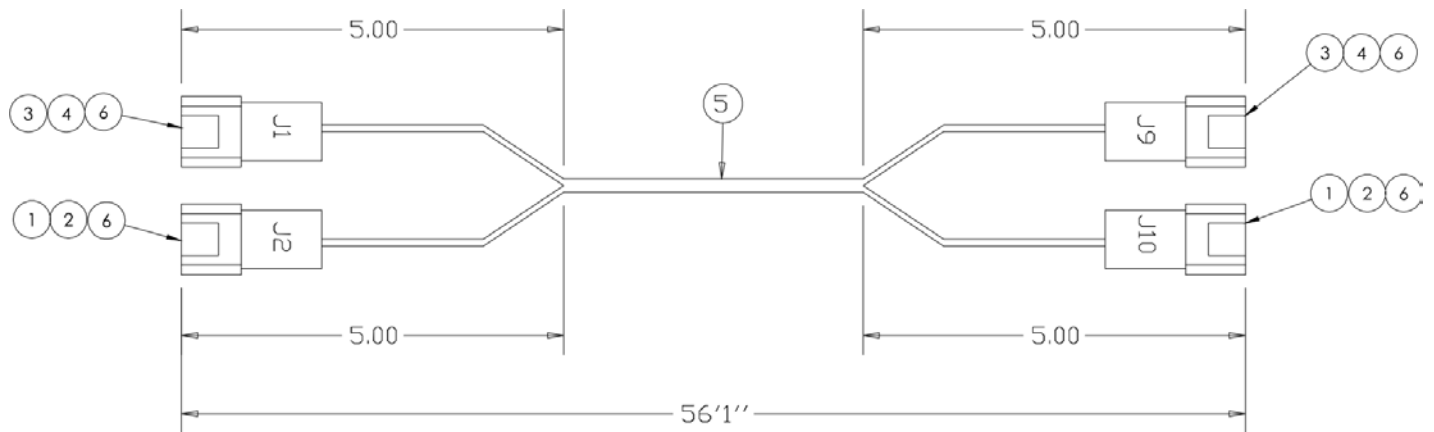
Connector J19 and Boom Extend Limit Switch
Pin ID

Pin #	Wire #	Description
1	70	PWR TO EXT SW
2	70A	PWR FROM EXT SW

アイテム	部品番号	名前	数量	UOM
	0260038 D	WIRE HARNESS EXT LIMIT SWITCH JUNE 2008 AND AFTER		EA
1	3049803	CONNECTOR 2 PIN DEUTSCH PLUG	1	EA
2	3049807	LOCK WEDGE 2 PIN DEUTSCH PLUG	1	EA
3	3040342	SOCKET CONTACT SIZE 16 16/18GA	2	EA
4	3011802	CABLE 18GA/2 CONDUCTOR WIRE 18/2 TYPE SJOBLACK JACKETCABL	A/R	EA

LOWER CONTROLS TO UPPER CONTROLS WIRING HARNESS JULY 2009 AND AFTER

ELECTRICAL



PIN OUTS FOR CONNECTOR J1 AND J9			
WIRE #	PIN #	REX #	REX COLOR
111	1	12	BLACK/RED
24	2	11	BROWN/BLACK
23	3	17	BLACK/BLUE
22B	4	7	RED/BLACK
21B	5	19	ORANGE/BLUE
14	6	15	YELLOW/RED
15	7	6	BROWN
16A	8	3	BLUE
16B	9	4	ORANGE
22A	10	2	RED
21A	11	5	YELLOW
NONE	12	NONE	-

PIN OUTS FOR CONNECTOR J2 AND J10			
PIN #	WIRE #	REX#	REX COLOR
1	19	16	BROWN/RED
2	22C	9	ORANGE/BLACK
3	21C	18	RED/BLUE
4	26	10	BROWN
5	27	1	BLACK
6	13	14	ORANGE/RED
7	12	13	BLUE/RED
8	20	8	BLUE/BLACK

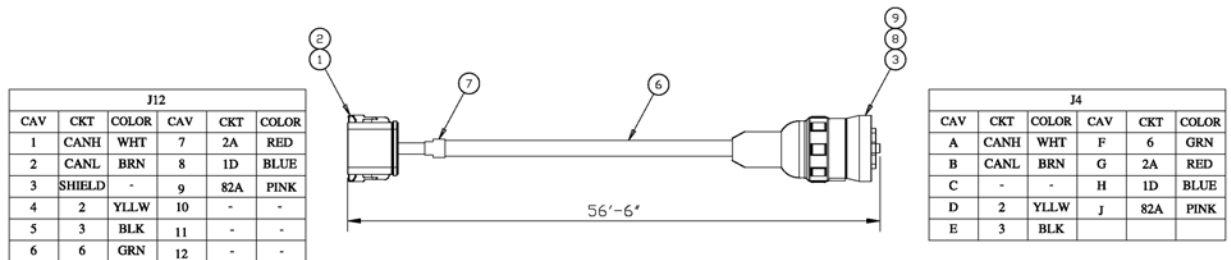
アイテム	部品番号	名前	数量	UOM
	0260029 G	LOWER CONTROLS TO UPPER CONTROLS WIRING HARNESS JULY 2009 AND AFTER		EA
1	3049829	CONNECTOR 8 PIN PLUG	2	EA
2	3049842	LOCK WEDGE 8 PIN PLUG	2	EA
3	3049813	CONNECTOR 12 PIN PLUG	2	EA
4	3049814	LOCK WEDGE 12 PIN DEUTSCH PLUG	2	EA
5	3010005	CABLE 18GA/19 CONDUCTOR	A/R	EA

LOWER CONTROLS TO UPPER CONTROLS WIRING HARNESS JULY 2009 AND AFTER

アイテム	部品番号	名前	数量	UOM
6	3040342	SOCKET CONTACT SIZE 16 16/18GA	38	EA

PLATFORM CONTROLS HARNESS JUNE 2016 AND BEFORE

ELECTRICAL



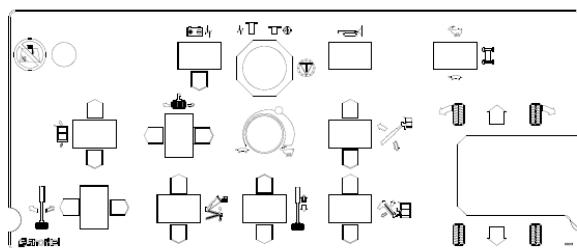
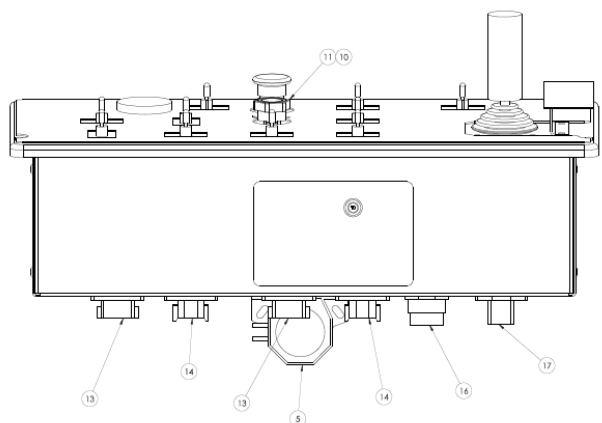
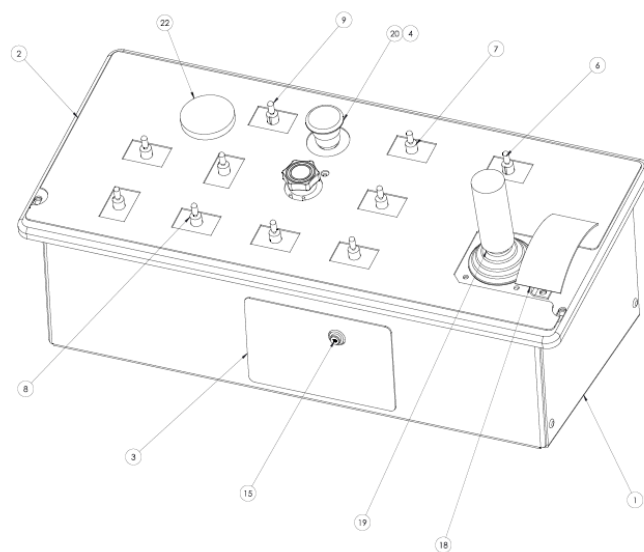
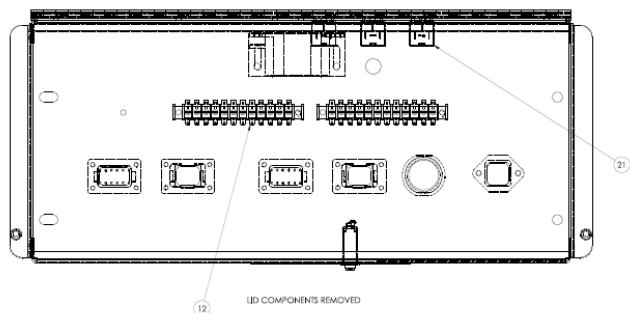
アイテム	部品番号	名前	数量	UOM
	0260904 C	PLATFORM CONTROLS HARNESS JUNE 2016 AND BEFORE		EA
1	3049813	CONNECTOR 12 PIN PLUG	1	EA
2	3049814	LOCK WEDGE 12 PIN DEUTSCH PLUG	1	EA
3	13849 996	CONNECTOR	1	EA
*	3040342	SOCKET CONTACT SIZE 16 16/18GA	18	EA
*	13853 03	SEAL PIN DT #16	3	EA
6	13819	CABLE 10 CORE, 0.5MM2 SHIELDED IGUS CF211.05.05.02	678"	EA

PLATFORM CONTROLS HARNESS JUNE 2016 AND BEFORE

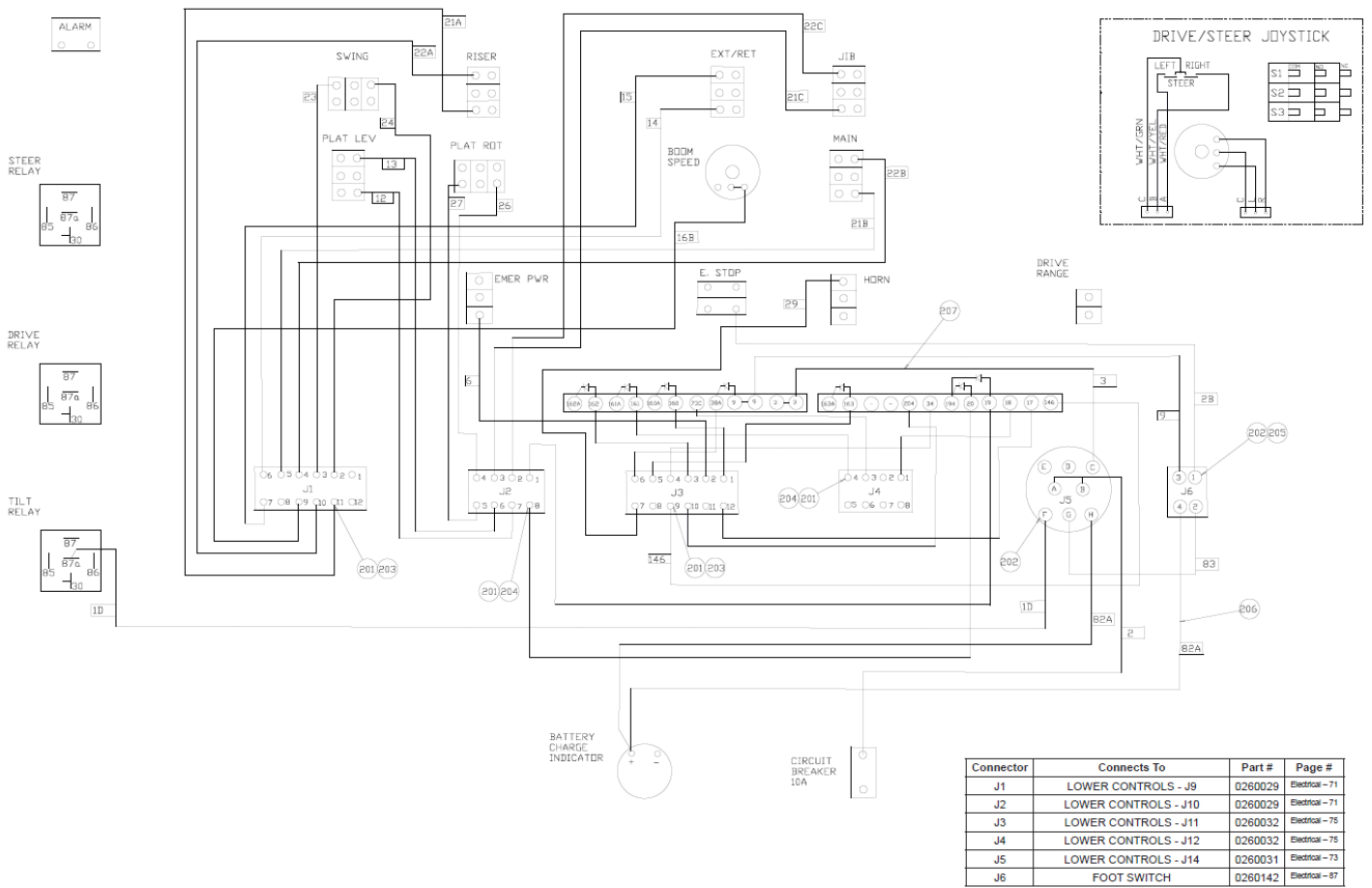
アイテム	部品番号	名前	数量	UOM
7	3049818	HEAT SHRINK WRAP 1 in X 3 in	1	EA
8	13850 92	BACKSHELL HD10 9 WAY DEUTSCH	1	EA
9	13851 92	COMPRESSION NUT HD10 9 WAY DEUTSCH	1	EA

PLATFORM CONTROL BOX ASSEMBLY ANSI A46JE-04-000158 AND BEFORE

ELECTRICAL

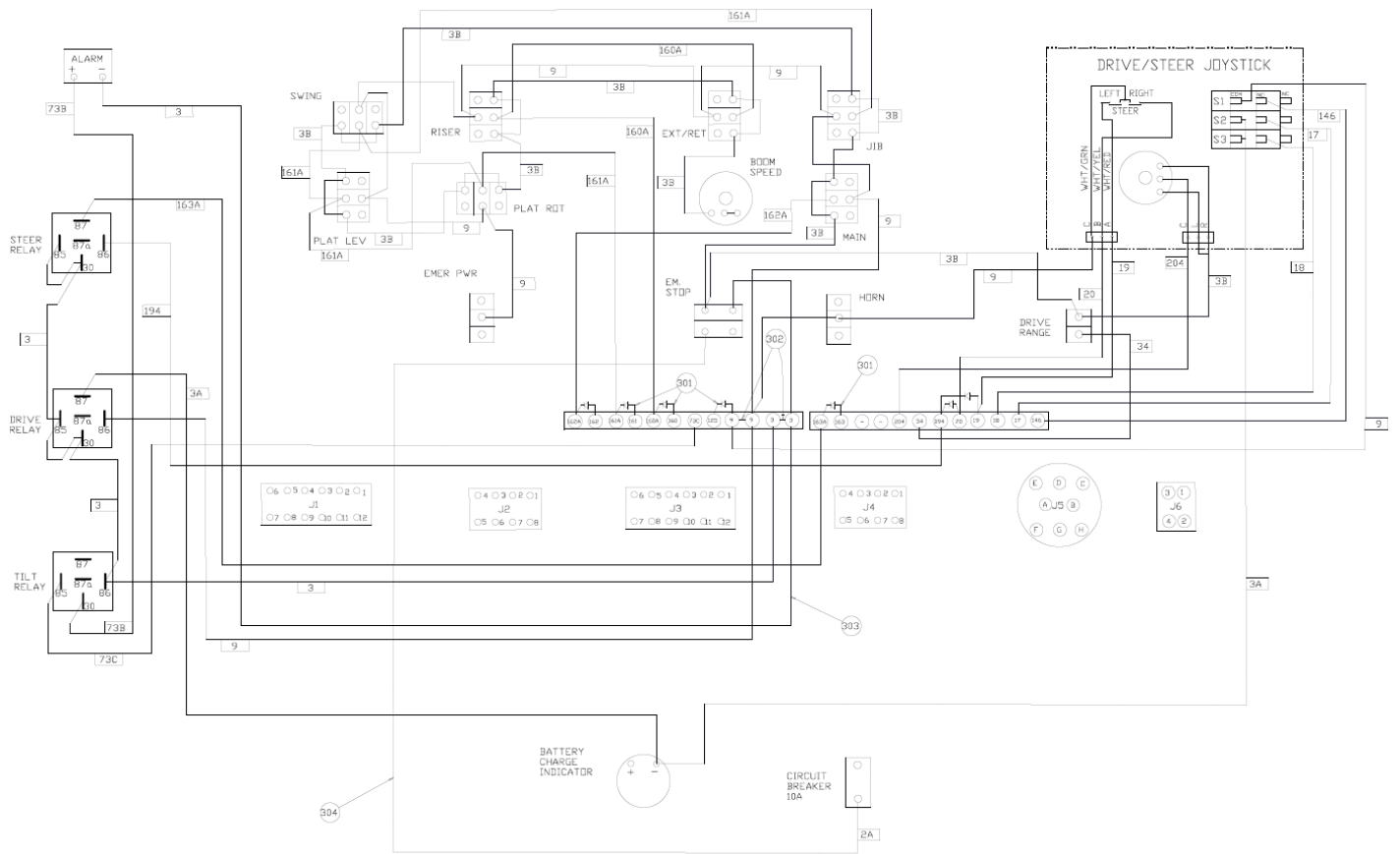


PLATFORM CONTROL BOX ASSEMBLY ANSI A46JE-04-000158 AND BEFORE



Connector	Connects To	Part #	Page #
J1	LOWER CONTROLS - J9	0260029	Electrical - 71
J2	LOWER CONTROLS - J10	0260029	Electrical - 71
J3	LOWER CONTROLS - J11	0260032	Electrical - 75
J4	LOWER CONTROLS - J12	0260032	Electrical - 75
J5	LOWER CONTROLS - J14	0260031	Electrical - 73
J6	FOOT SWITCH	0260142	Electrical - 67

PLATFORM CONTROL BOX ASSEMBLY ANSI A46JE-04-000158 AND BEFORE



アイテム	部品番号	名前	数量	UOM
1	0260077 D	UPPER CONTROL PANEL ANSI	1	EA
2	0260002	WELDMNT PLATFORM CONTROL BOX	1	EA
3	0260013	PLACARD UPPER CONTROL BOX TOP	1	EA
4	0260215	PLACARD UPPER CONTROL BOX FRONT	1	EA
5	3028810	PUSH/PULL EMERGENCY STOP	1	EA
6	480652	ALARM97DBA DUAL TONE 12/24V	1	EA
7	3020013	Switch, Toggle Honeywell INTI 2	1	EA
	3020015	Switch, Toggle Honeywell INTI 6	1	EA

PLATFORM CONTROL BOX ASSEMBLY ANSI A46JE-04-000158 AND BEFORE

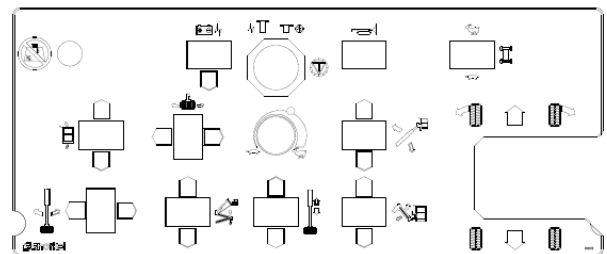
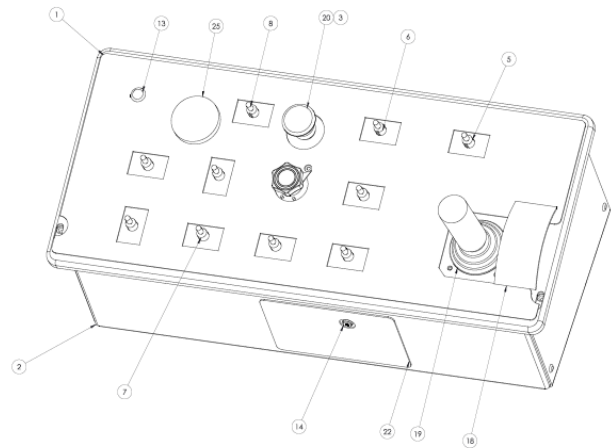
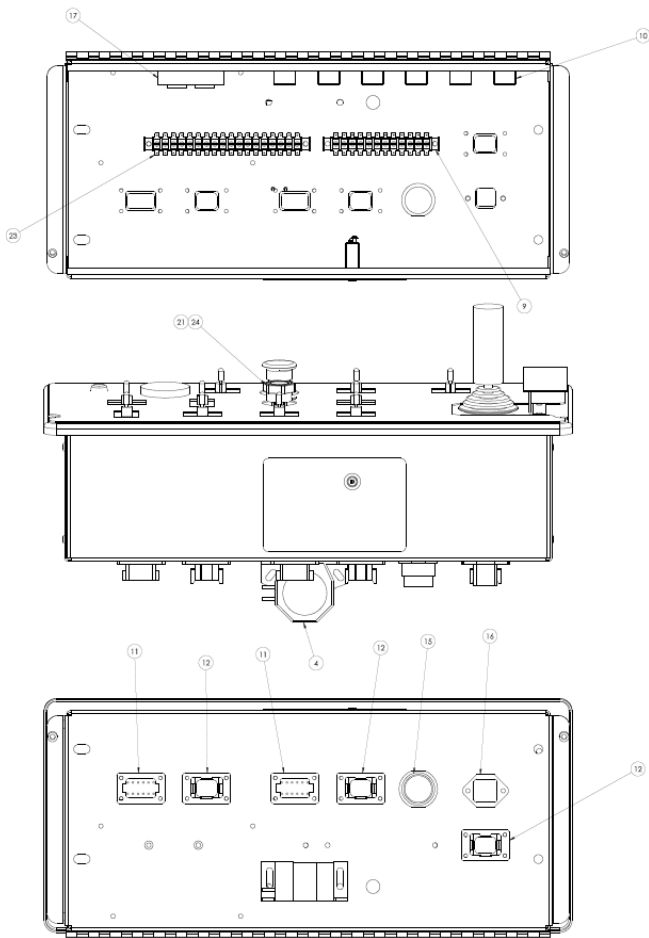
アイテム	部品番号	名前	数量	UOM
8	3020018	SWITCH TOGGLE DPDT MOM/OFF/MOM	7	EA
9	3020080	TOGGLE SWITCH	1	EA
10	0163252	RHEOSTAT ASSEMBLY	1	EA
11	3028843	RHEOSTAT KNOB	1	EA
12	3040433	TERMINAL STRIP (12) .188 TAB	2	EA
13	3049837	CONNECTOR 12 PIN BHD	2	EA
14	3049971	DEUTSCH 8 PIN BLKHD RCPT CONN	2	EA
15	3220019	CIRCUIT BREAKER 10 AMP	1	EA
16	3220088	DEUTSCH RND 8 PIN 12GA RCPT CONN	1	EA
17	3220089	DEUTSCH 4 PIN BLKHD CON DTP04 4P L012	1	EA
18	68801 000	WELDMENT HAND SUPPORT	1	EA
19	3220101	CONTROLLER, SINGLE AXIS W/TOG	1	EA
20	3028842	SINGLE NC CONTACT BLOCK	1	EA
21	3040469	RELAY SPDT 12V 30AMP SONG	3	EA
22	3070034	BATTERY INDICATOR	1	EA
201	3040341	PIN CONTACT SIZE 16 16/18 GA	30	EA
202	3040649	PIN CONTACT 12 DEUTSCH	10	EA
203	3049849	LOCK WEDGE 12 PIN DEUTSCH REC	2	EA
204	3040700	LOCK WEDGE 8 PIN REC	2	EA
205	3220090	LOCK, WEDGE 4 PIN DEUTSCH	1	EA
206	3011241	WIRE 12GA SINGLE CONDUCTOR WHT	A/R	EA
207	3011251	WIRE 12GA SINGLE CONDUCTOR BLK	A/R	EA

PLATFORM CONTROL BOX ASSEMBLY ANSI A46JE-04-000158 AND BEFORE

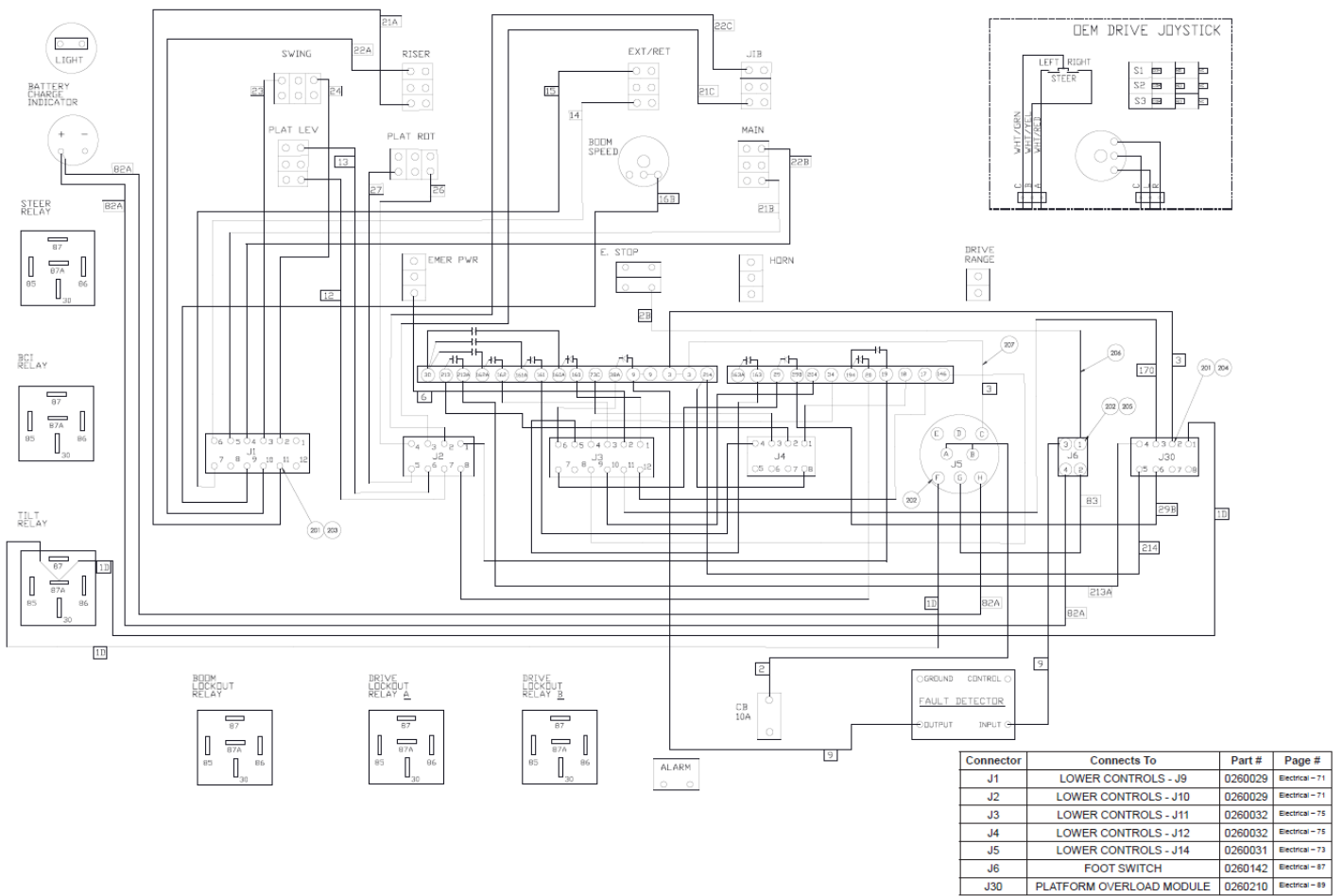
アイテム	部品番号	名前	数量	UOM
301	0361233	DIODE ASSEMBLY	7	EA
302	3045279	TERMINAL STRIP STRAP	2	EA
303	3011851	WIRE 18GA SINGLE CONDUCTOR BLK	A/R	EA
304	3011801	WIRE 18GA SINGLE CONDUCTOR WHT	A/R	EA

UPPER CONTROL BOX ASSEMBLY CE A46JE-01-010859 AND BEFORE

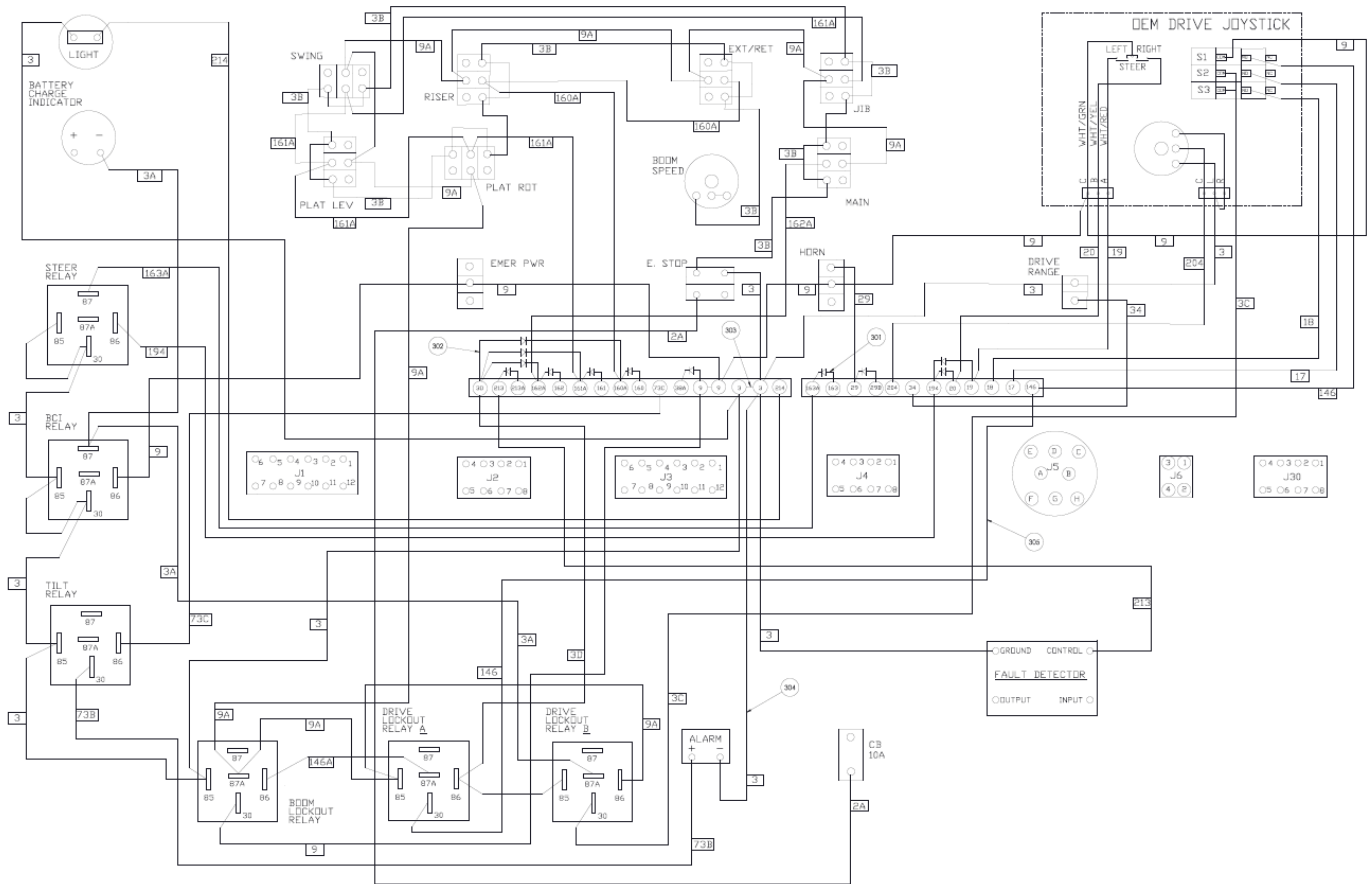
ELECTRICAL



UPPER CONTROL BOX ASSEMBLY CE A46JE-01-010859 AND BEFORE



UPPER CONTROL BOX ASSEMBLY CE A46JE-01-010859 AND BEFORE



アイテム	部品番号	名前	数量	UOM
	0260081 B	UPPER CONTROL PANEL CE		EA
1	0260013	PLACARD UPPER CONTROL BOX TOP	1	EA
2	0260216	WELDMENT PLATFORM CONTROL BOX	1	EA
3	3028810	PUSH/PULL EMERGENCY STOP	1	EA
4	480652	ALARM97DBA DUAL TONE 12/24V	1	EA
5	3020013	Switch, Toggle Honeywell INTI 2	1	EA
6	3020015	Switch, Toggle Honeywell INTI 6	1	EA
7	3020018	SWITCH TOGGLE DPDT MOM/OFF/MOM	7	EA

UPPER CONTROL BOX ASSEMBLY CE A46JE-01-010859 AND BEFORE

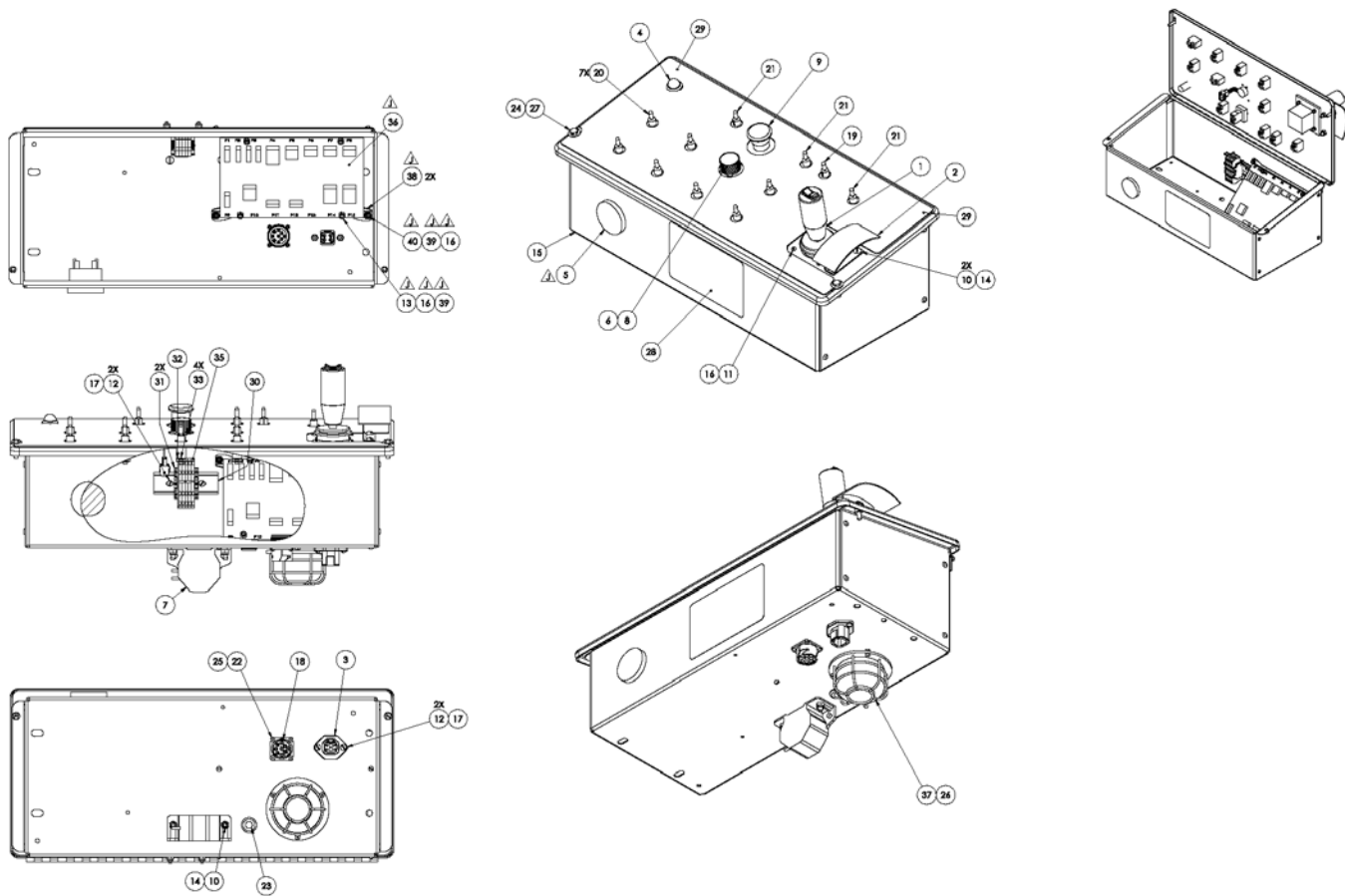
アイテム	部品番号	名前	数量	UOM
8	3020080	TOGGLE SWITCH	1	EA
9	3040433	TERMINAL STRIP (12) .188 TAB	1	EA
10	3040469	RELAY SPDT 12V 30AMP SONG	6	EA
11	3049837	CONNECTOR 12 PIN BHD	2	EA
12	3049971	DEUTSCH 8 PIN BLKHD RCPT CONN	3	EA
13	3069524	LIGHT RED LED 12V	1	EA
14	3220019	CIRCUIT BREAKER 10 AMP	1	EA
15	3220088	DEUTSCH RND 8 PIN 12GA RCPT CONN	1	EA
16	3220089	DEUTSCH 4 PIN BLKHD CON DTP04 4P L012	1	EA
17	3220096	OVERLOAD FAULT DETECTION	1	EA
18	68801 000	WELDMENT HAND SUPPORT	1	EA
19	3220101	CONTROLLER, SINGLE AXIS W/TOG	1	EA
20	446836	SWITCH, PUSH/PULL EMERGENCY STOP	1	EA
21	0163252	RHEOSTAT ASSEMBLY	1	EA
22	0260215	PLACARD UPPER CONTROL BOX FRONT	1	EA
23	3040057	TERMINAL STRIP 18 CIRCUIT	1	EA
24	3040777	KNOB RHEOSTAT	1	EA
25	3070034	BATTERY INDICATOR	1	EA
201	3040341	PIN CONTACT SIZE 16 16/18 GA	39	EA
202	3040649	PIN CONTACT 12 DEUTSCH	10	EA
203	3049849	LOCK WEDGE 12 PIN DEUTSCH REC	2	EA
204	3040700	LOCK WEDGE 8 PIN REC	3	EA

UPPER CONTROL BOX ASSEMBLY CE A46JE-01-010859 AND BEFORE

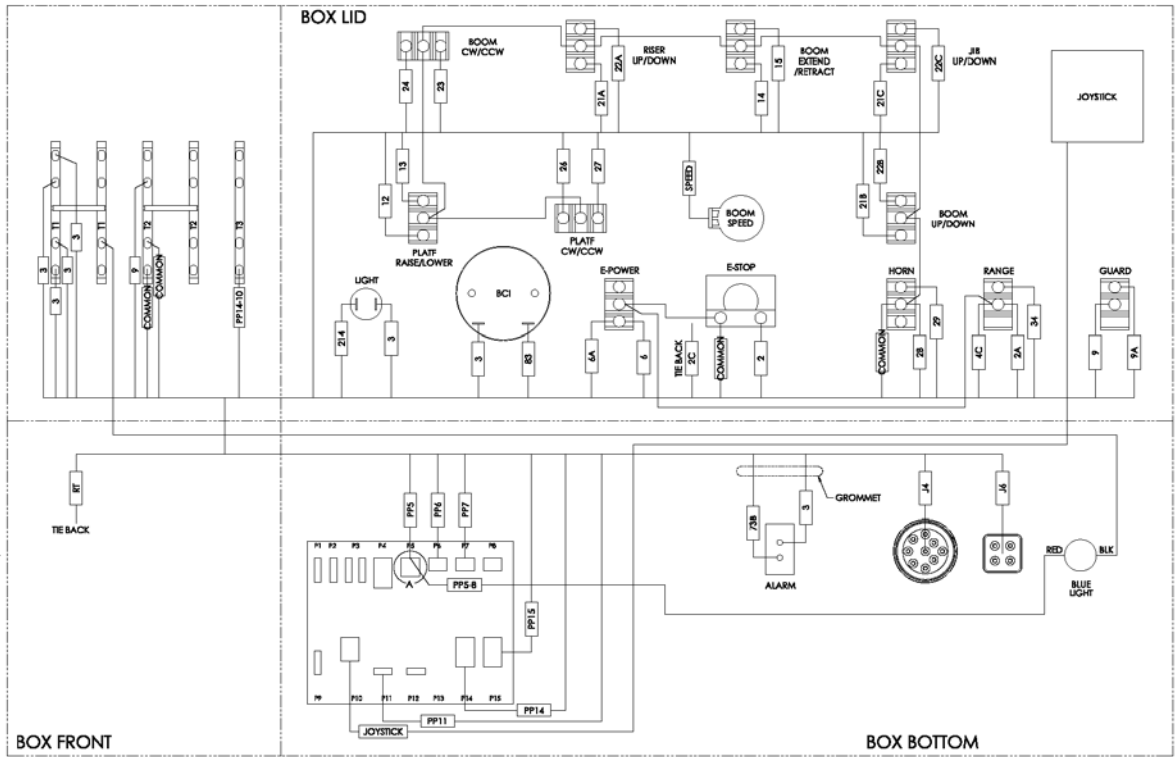
アイテム	部品番号	名前	数量	UOM
205	3220090	LOCK, WEDGE 4 PIN DEUTSCH	1	EA
206	3011241	WIRE 12GA SINGLE CONDUCTOR WHT	A/R	EA
207	3011251	WIRE 12GA SINGLE CONDUCTOR BLK	A/R	EA
301	0361233	DIODE ASSEMBLY	9	EA
302	0170335	DIODE WIRE	3	EA
303	3045279	TERMINAL STRIP STRAP	2	EA
304	3011851	WIRE 18GA SINGLE CONDUCTOR BLK	A/R	EA
305	3011801	WIRE 18GA SINGLE CONDUCTOR WHT	A/R	EA

PLATFORM CONTROL BOX PG ANSI A46JE-04-000159 AND AFTER PG CE A46JE-01-010860 AND AFTER

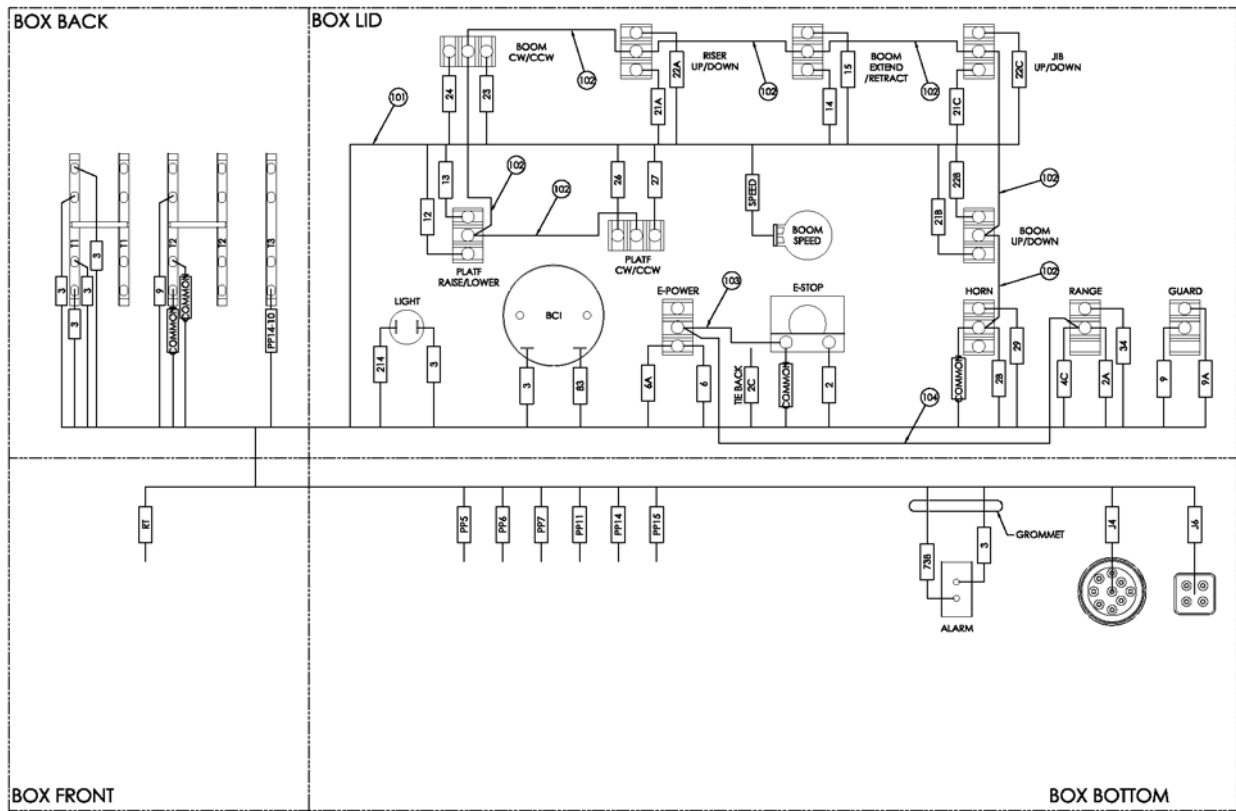
ELECTRICAL



PLATFORM CONTROL BOX PG ANSI A46JE-04-000159 AND AFTER PG CE A46JE-01-010860 AND AFTER



PLATFORM CONTROL BOX PG ANSI A46JE-04-000159 AND AFTER PG CE A46JE-01-010860 AND AFTER



アイテム	部品番号	名前	数量	UOM
	0260873 J	UPPER CONTROL BOX PG A46JE		EA
1	3028860	JOYSTICK SINGLE AXIS W/ROCKER PG CONTROL	1	EA
2	68801 000	WELDMENT HAND SUPPORT	1	EA
3	3220089	DEUTSCH 4 PIN BLKHD CON DTP04 4P L012	1	EA
4	3069524	LIGHT RED LED 12V	1	EA
5	3070034	BATTERY INDICATOR	1	EA
6	0260860	RHEOSTAT ASSY PG	1	EA

PLATFORM CONTROL BOX PG ANSI A46JE-04-000159 AND AFTER PG CE A46JE-01-010860 AND
AFTER

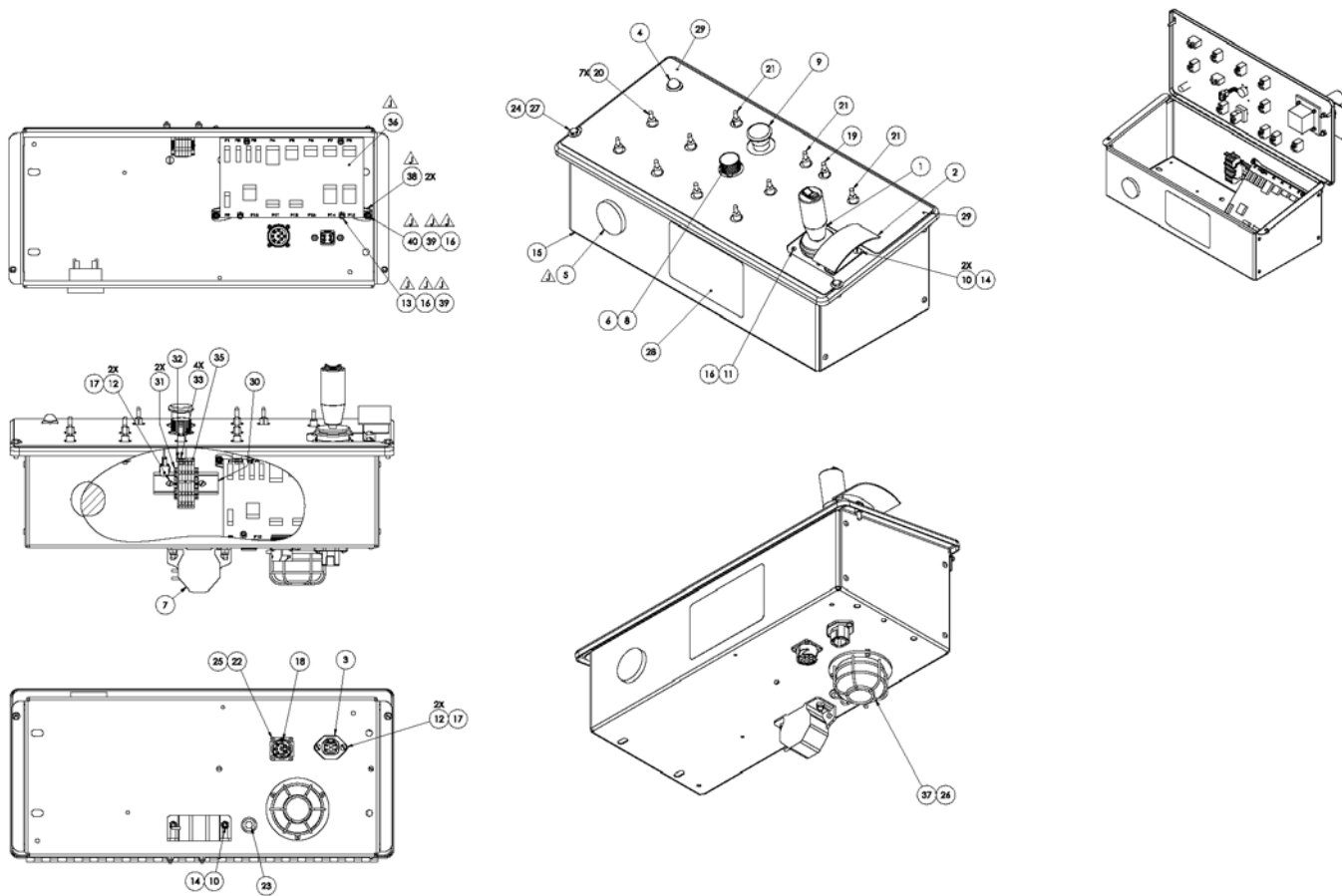
アイテム	部品番号	名前	数量	UOM
7	480652	ALARM97DBA DUAL TONE 12/24V	1	EA
8	3028843	RHEOSTAT KNOB	1	EA
9	3028810	PUSH/PULL EMERGENCY STOP	1	EA
10	975089	SCR RDH MACH .25 20 .75	4	EA
11	974449	SCR RDH 8 32 .750	4	EA
12	974659	SCR RDH MACH 10 24 .500	4	EA
13	974479	SCR RDH 8 32 1.00	4	EA
14	5560004	NUT LKG .250 20	4	EA
15	0260814	WLDMT PLATF PG CONTROL BOX	1	EA
16	5560198	NUT HEX LKG 8 32	12	EA
17	5560034	NUT LKG 10 24	4	EA
18	13847 996	RECEPTACLE FLANGE HD10 9 96P 9 WAY	1	EA
19	3020013	Switch, Toggle Honeywell INTI 2	1	EA
20	3020016	Switch, Toggle Honeywell INTI 7	7	EA
21	3020080	TOGGLE SWITCH	3	EA
22	5563269	SBHCS M3 X .5 X 12 GR 10.9 BLK FINISH	4	EA
23	5569711	GROMMET .438ID .688DIAX.125GRV	1	EA
24	986019	WSHR FLAT .250	2	EA
25	056066 003	NUT NYLOCK M3 DIN 985 ZP	4	EA
26	056066 004	NUT NYLOCK DIN985 M4 8.0 ZP	3	EA
27	970049	BLT HEXHD .250 20 1.00 GR5 GRADE 5 PLT SAME AS 970189	2	EA

PLATFORM CONTROL BOX PG ANSI A46JE-04-000159 AND AFTER PG CE A46JE-01-010860 AND AFTER

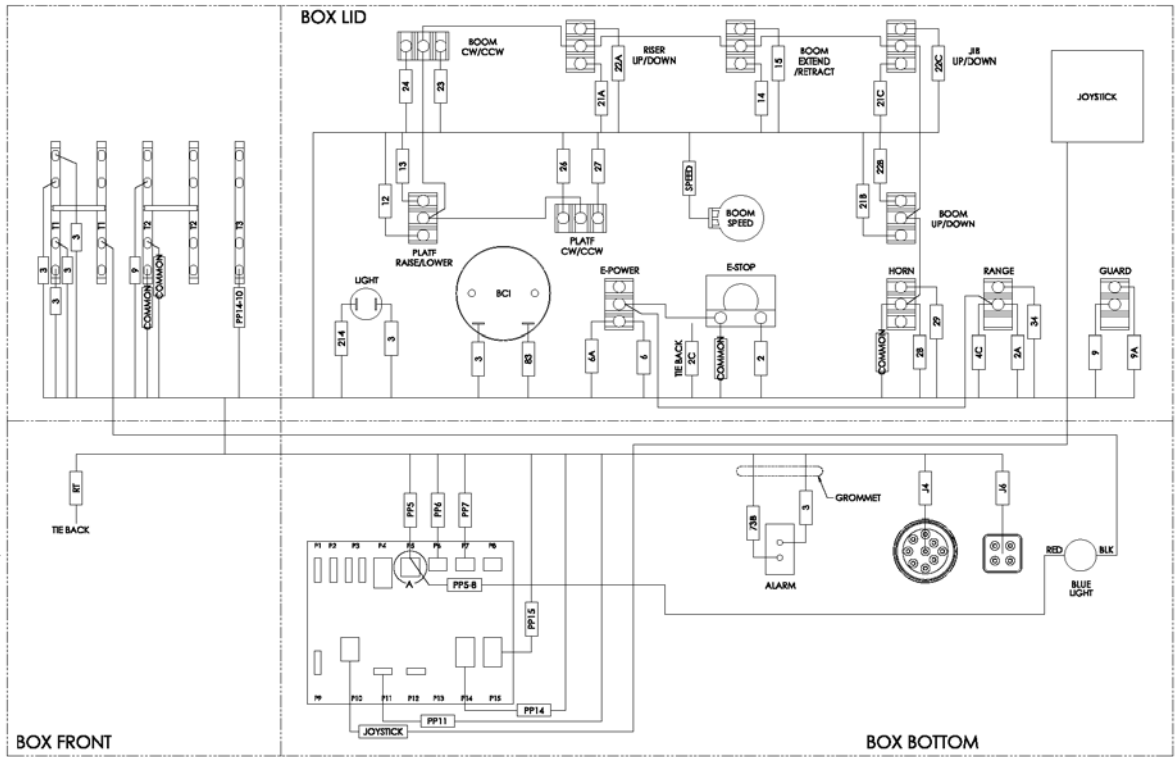
アイテム	部品番号	名前	数量	UOM
28	0260894	PLACARD FRONT BLANK PLAT BOX	1	EA
29	0261168	PLACARD PLATF CONT BOX	1	EA
30	67893 001	DIN RAIL 4 in LG	1	EA
31	67660 006	END BLOCK TERMINAL	2	EA
32	68698 004	END CAP TERMINAL BLOCK	1	EA
33	68698 001	BLOCK TERMINAL TAN	4	EA
Not Shown	68773 002	TWO PIN WEDGE	2	EA
35	68698 002	BLOCK TERMINAL BLUE	1	EA
36	3030173	GP440	1	EA
37	514404 001	FLASHING BEACON BLUE	1	EA
38	1431549	BRKT, GP440 UPR CTL	2	EA
39	986169	WASHER, FLAT, #8, NARROW, PLTD (SAE)	8	EA
40	974439	ROUND HEAD SCREW 8 32 X .50	4	EA
101	0260815	HARNESS INTERNAL PG PLATF BOX	1	EA
102	0070730	WIRE 16 R6I R6I 5.5	7	EA
103	0070747	WIRE 16 R6I R6I 3	1	EA
104	0070753	WIRE 16 R6I R6I 12	1	EA

PLATFORM CONTROL BOX PG ANSI A46JE-04-000159 AND AFTER PG CE A46JE-01-010860 AND AFTER

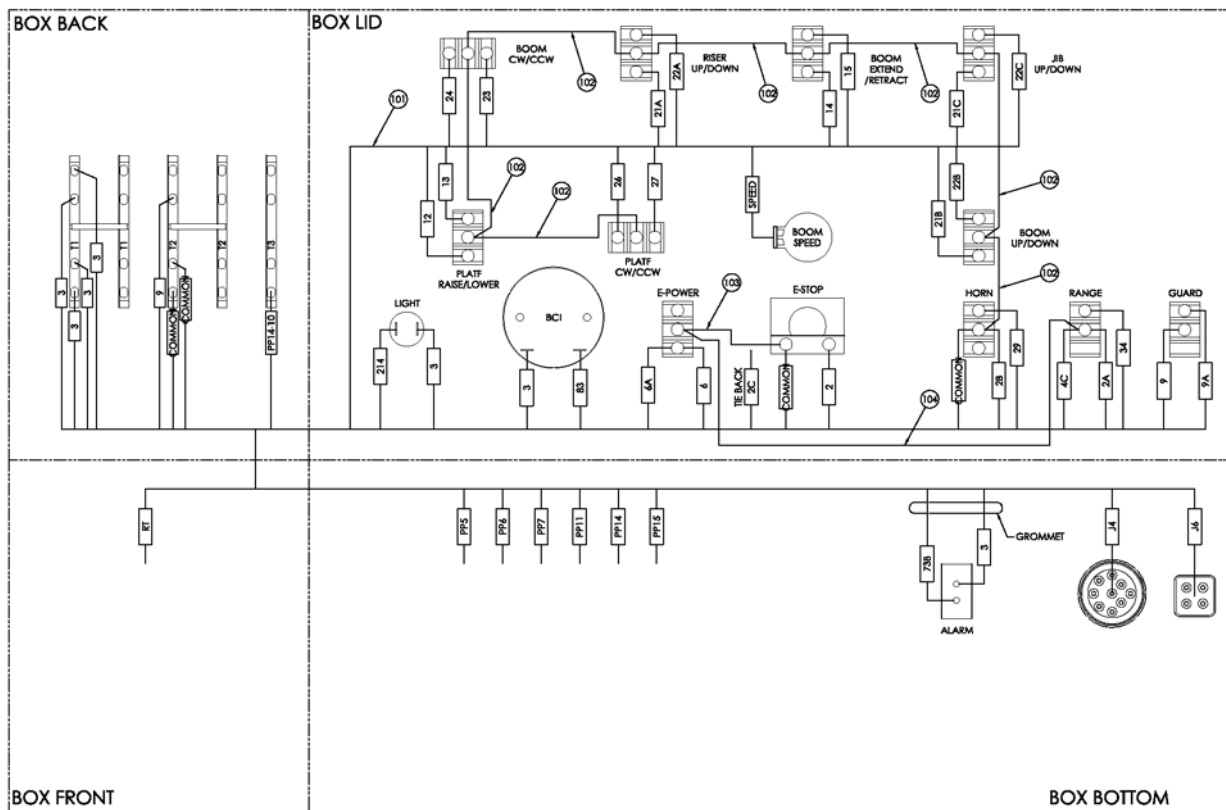
ELECTRICAL



PLATFORM CONTROL BOX PG ANSI A46JE-04-000159 AND AFTER PG CE A46JE-01-010860 AND AFTER



PLATFORM CONTROL BOX PG ANSI A46JE-04-000159 AND AFTER PG CE A46JE-01-010860 AND AFTER



アイテム	部品番号	名前	数量	UOM
	0260873 K	UPPER CONTROL BOX PG AFTER A46JE 04 000159		EA
1	3028860	JOYSTICK SINGLE AXIS W/ROCKER PG CONTROL	1	EA
2	68801 000	WELDMENT HAND SUPPORT	1	EA
3	3220089	DEUTSCH 4 PIN BLKHD CON DTP04 4P L012	1	EA
4	3069524	LIGHT RED LED 12V	1	EA
5	3070034	BATTERY INDICATOR	1	EA

PLATFORM CONTROL BOX PG ANSI A46JE-04-000159 AND AFTER PG CE A46JE-01-010860 AND
AFTER

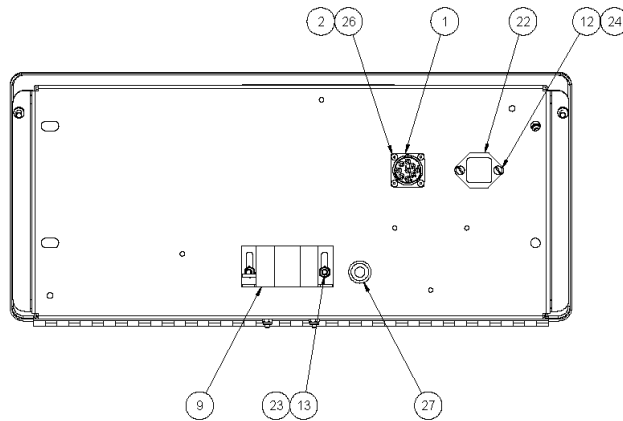
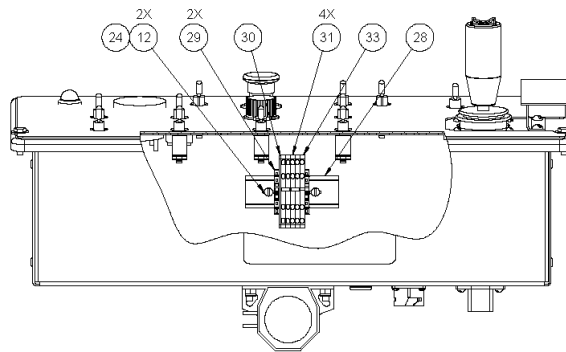
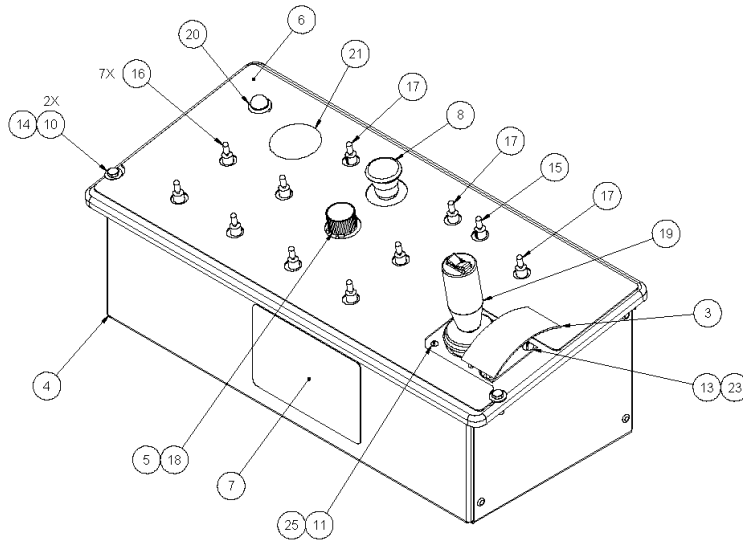
アイテム	部品番号	名前	数量	UOM
6	0260860	RHEOSTAT ASSY PG	1	EA
7	480652	ALARM97DBA DUAL TONE 12/24V	1	EA
8	3028843	RHEOSTAT KNOB	1	EA
9	3028810	PUSH/PULL EMERGENCY STOP	1	EA
10	975089	SCR RDH MACH .25 20 .75	4	EA
11	974449	SCR RDH 8 32 .750	4	EA
12	974659	SCR RDH MACH 10 24 .500	4	EA
13	974479	SCR RDH 8 32 1.00	4	EA
14	5560004	NUT LKG .250 20	4	EA
15	0260814	WLDMT PLATF PG CONTROL BOX	1	EA
16	5560198	NUT HEX LKG 8 32	12	EA
17	5560034	NUT LKG 10 24	4	EA
18	13847 996	RECEPTACLE FLANGE HD10 9 96P 9 WAY	1	EA
19	3020013	Switch, Toggle Honeywell INTI 2	1	EA
20	3020016	Switch, Toggle Honeywell INTI 7	7	EA
21	3020080	TOGGLE SWITCH	3	EA
22	5563269	SBHCS M3 X .5 X 12 GR 10.9 BLK FINISH	4	EA
23	5569711	GROMMET .438ID .688DIA X .125GRV	1	EA
24	986019	WSHR FLAT .250	2	EA
25	056066 003	NUT NYLOCK M3 DIN 985 ZP	4	EA
26	056066 004	NUT NYLOCK DIN985 M4 8.0 ZP	3	EA
27	970049	BLT HEXHD .250 20 1.00 GR5 GRADE 5 PLT SAME AS 970189	2	EA

PLATFORM CONTROL BOX PG ANSI A46JE-04-000159 AND AFTER PG CE A46JE-01-010860 AND AFTER

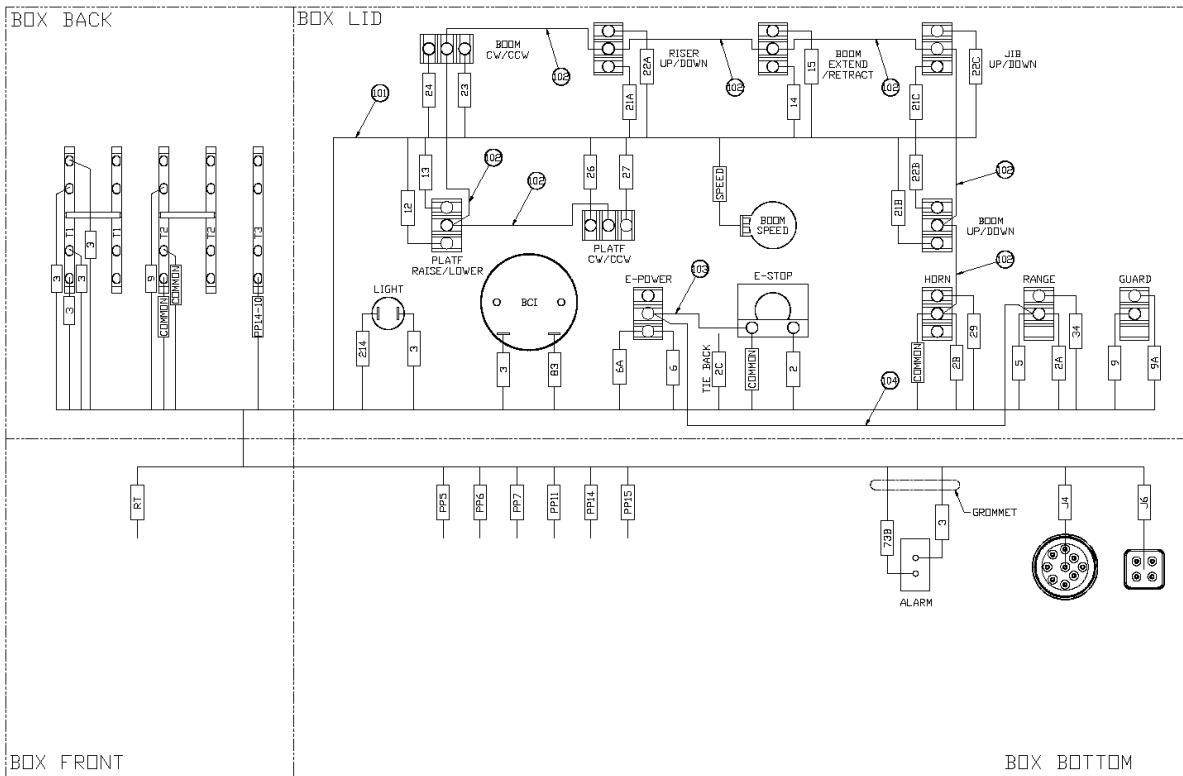
アイテム	部品番号	名前	数量	UOM
28	0260894	PLACARD FRONT BLANK PLAT BOX	1	EA
29	0261168	PLACARD PLATF CONT BOX	1	EA
30	67893 001	DIN RAIL 4 in LG	1	EA
31	67660 006	END BLOCK TERMINAL	2	EA
32	68698 004	END CAP TERMINAL BLOCK	1	EA
33	68698 001	BLOCK TERMINAL TAN	4	EA
Not Shown	68773 002	TWO PIN WEDGE	2	EA
35	68698 002	BLOCK TERMINAL BLUE	1	EA
36	3030173	GP440	1	EA
37	514404 001	FLASHING BEACON BLUE	1	EA
38	1431549	BRKT, GP440 UPR CTL	2	EA
39	986169	WASHER, FLAT, #8, NARROW, PLTD (SAE)	8	EA
40	974439	ROUND HEAD SCREW 8 32 X .50	4	EA
101	0260815	HARNESS INTERNAL PG PLATF BOX	1	EA
102	0070730	WIRE 16 R6I R6I 5.5	7	EA
103	0070747	WIRE 16 R6I R6I 3	1	EA
104	0070753	WIRE 16 R6I R6I 12	1	EA

PLATFORM CONTROL BOX ASSEMBLY PG A46JE-04-000159 AND AFTER

ELECTRICAL



PLATFORM CONTROL BOX ASSEMBLY PG A46JE-04-000159 AND AFTER

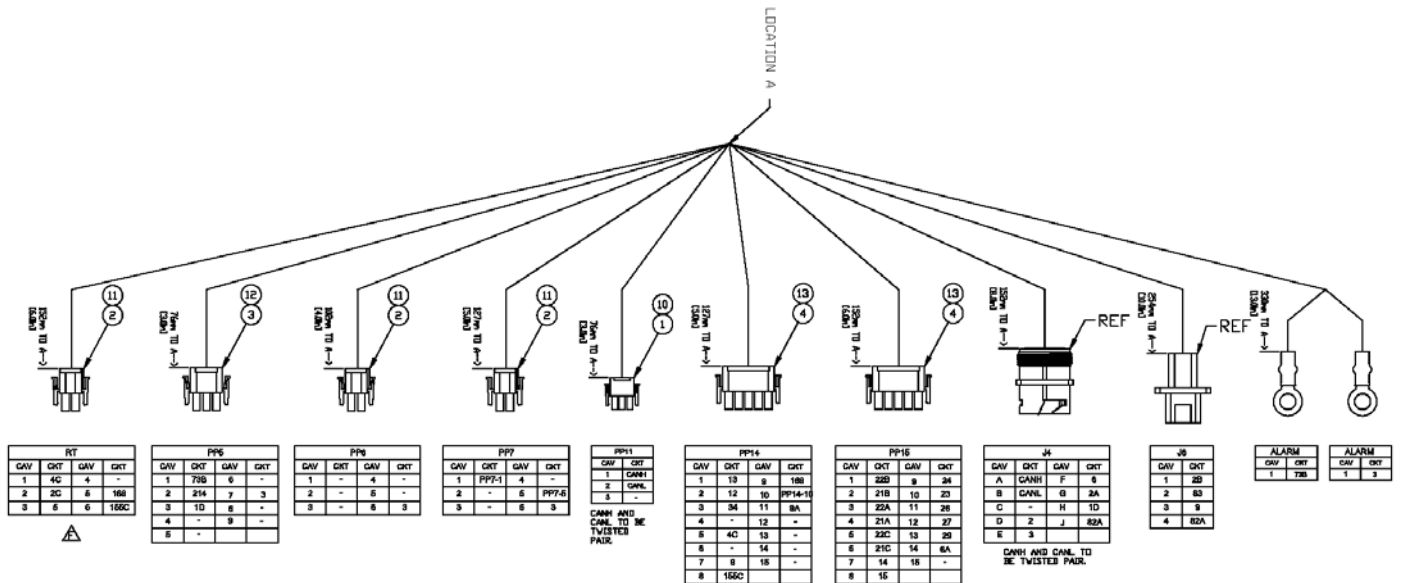


アイテム	部品番号	名前	数量	UOM
	0260808 H	PLATF CONT BOX ASSY PG CE E/DRIVE AFTER S/N A46JE 01 000159	1	EA
1	13847 996	RECEPTACLE FLANGE HD10 9 96P 9 WAY	1	EA
2	056066 003	NUT NYLOCK M3 DIN 985 ZP	4	EA
3	68801 000	WELDMENT HAND SUPPORT	1	EA
4	0260814	WLDMT PLATF PG CONTROL BOX	1	EA
5	0260860	RHEOSTAT ASSY PG	1	EA
6	0260863	PLACARD PLATF CONT BOX	1	EA
7	0260894	PLACARD FRONT BLANK PLAT BOX	1	EA
8	3028810	PUSH/PULL EMERGENCY STOP	1	EA
9	480652	ALARM97DBA DUAL TONE 12/24V	1	EA
10	970049	BLT HEXHD .250 20 1.00 GR5 GRADE 5 PLT SAME AS 970189	2	EA
11	974449	SCR RDH 8 32 .750	4	EA
12	974659	SCR RDH MACH 10 24 .500	4	EA
13	975089	SCR RDH MACH .25 20 .75	4	EA
14	986019	WSHR FLAT .250	2	EA
15	3020013	Switch, Toggle Honeywell INTI 2	1	EA
16	3020016	Switch, Toggle Honeywell INTI 7	7	EA
17	3020080	TOGGLE SWITCH	3	EA
18	3028843	RHEOSTAT KNOB	1	EA
19	3028860	JOYSTICK SINGLE AXIS W/ROCKER PG CONTROL	1	EA
20	3069524	LIGHT RED LED 12V	1	EA

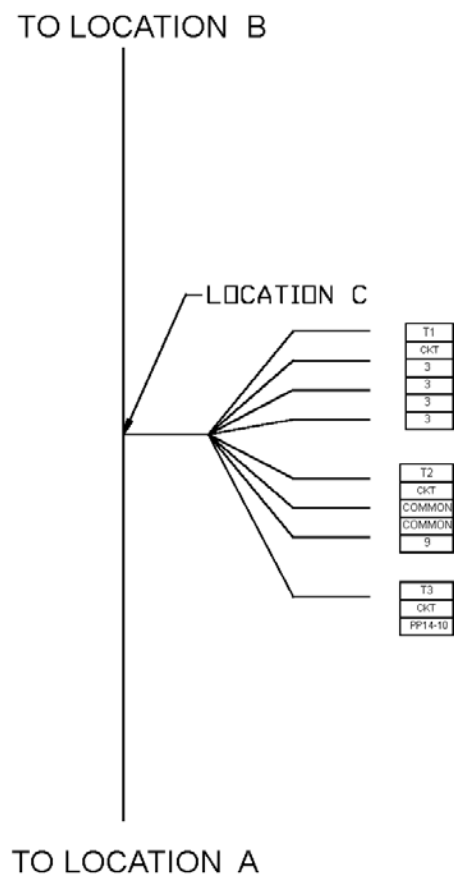
アイテム	部品番号	名前	数量	UOM
21	3070034	BATTERY INDICATOR	1	EA
22	3220089	DEUTSCH 4 PIN BLKHD CON DTP04 4P L012	1	EA
23	5560004	NUT LKG .250 20	4	EA
24	5560034	NUT LKG 10 24	4	EA
25	5560198	NUT HEX LKG 8 32	4	EA
26	5563269	SBHCS M3 X .5 X 12 GR 10.9 BLK FINISH	4	EA
27	5569711	GROMMET .438ID .688DIA X .125GRV	1	EA
28	67893 001	DIN RAIL 4 in LG	1	EA
29	67660 006	END BLOCK TERMINAL	2	EA
30	68698 004	END CAP TERMINAL BLOCK	1	EA
31	68698 001	BLOCK TERMINAL TAN	4	EA
32	68773 002	TWO PIN WEDGE	2	EA
33	68698 002	BLOCK TERMINAL BLUE	1	EA
101	0260815	HARNESS INTERNAL PG PLATF BOX	1	EA
102	0070730	WIRE 16 R6I R6I 5.5	7	EA
103	0070747	WIRE 16 R6I R6I 3	2	EA
104	0070753	WIRE 16 R6I R6I 12	1	EA

HARNESS INTERNAL PLATFORM BOX PG ANSI A46JE-04-000159 AND AFTER PG CE A46JE-01-010860

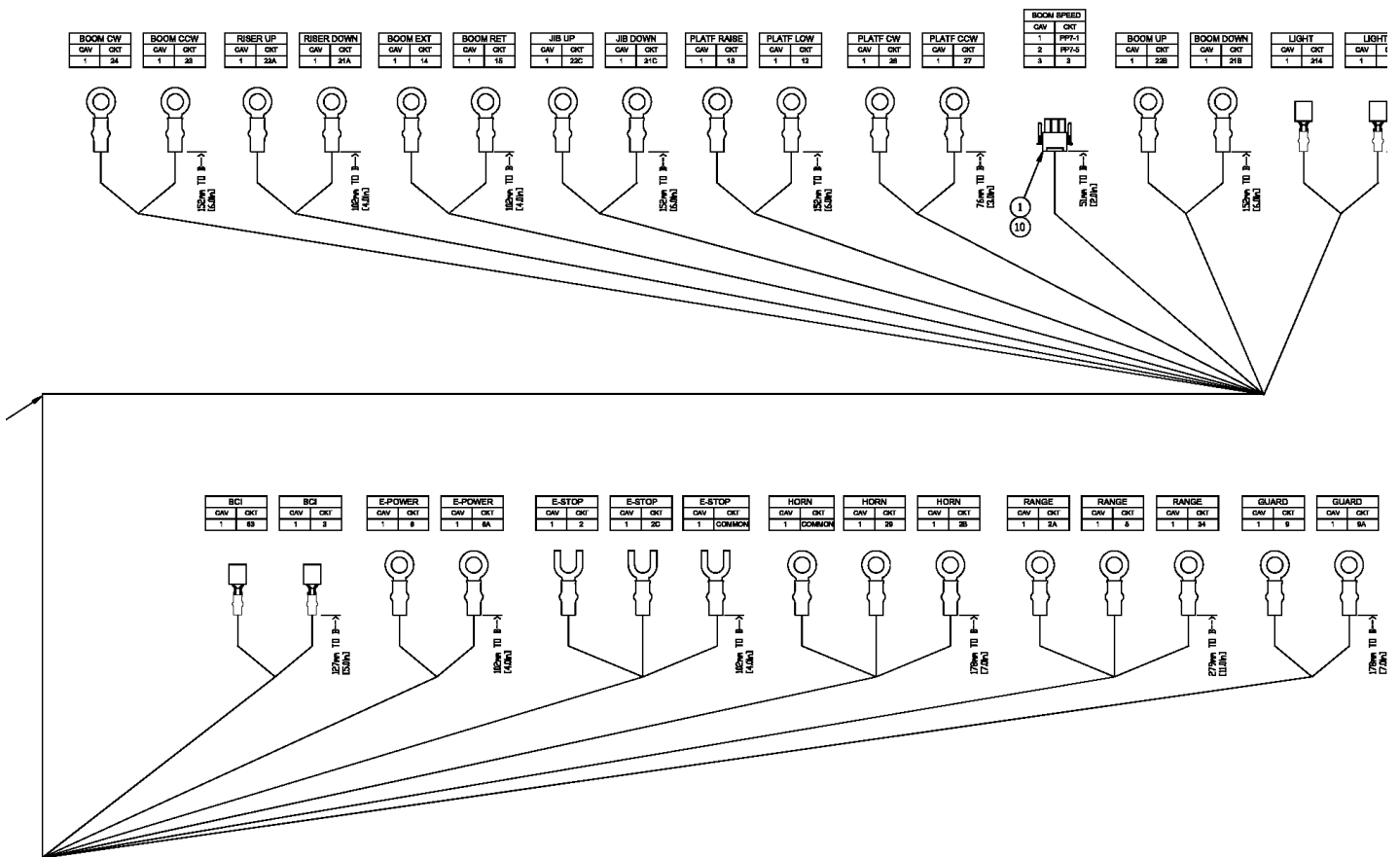
ELECTRICAL



HARNESS INTERNAL PLATFORM BOX PG ANSI A46JE-04-000159 AND AFTER PG CE A46JE-01-010860



HARNESS INTERNAL PLATFORM BOX PG ANSI A46JE-04-000159 AND AFTER PG CE A46JE-01-010860



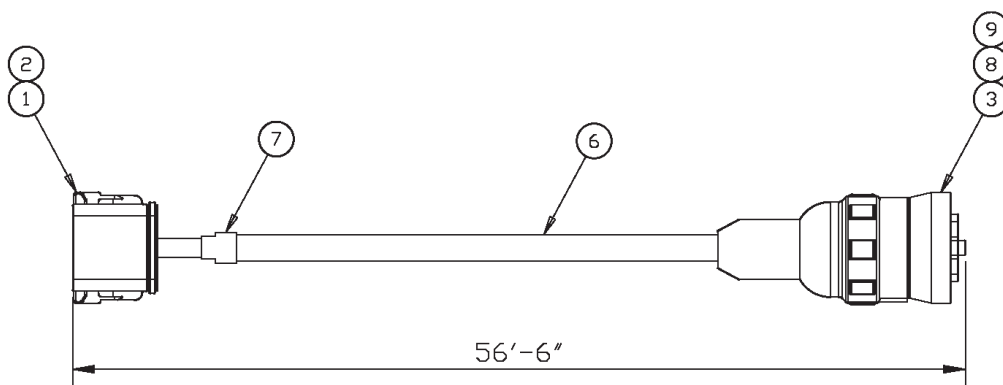
HARNESS INTERNAL PLATFORM BOX PG ANSI A46JE-04-000159 AND AFTER PG CE A46JE-01-010860

CIRCUIT	WIRE		DEVICE LEFT		DEVICE RIGHT	
	AWG	COLOR	CONN	TERM	CONN	TERM
5	16	WHT	RT-3	ITEM 5	RANGE-1	ITEM 7
2C	16	WHT	RT-2	ITEM 5	E-STOP-1	ITEM 10
4C	16	WHT	RT-1	ITEM 5	PP14-5	ITEM 5
169	16	WHT	RT-5	ITEM 5	PP14-9	ITEM 5
155C	16	WHT	RT-6	ITEM 5	PP14-8	ITEM 5
73B	16	WHT	PP5-1	ITEM 5	ALARM-1	ITEM 8
214	16	WHT	PP5-2	ITEM 5	LIGHT-1	ITEM 9
1D	16	RED	PP5-3	ITEM 5	J4-H	ITEM 6
3	16	BLK	PP5-7	ITEM 5	J4-E	ITEM 6
3	16	BLK	PP6-6	ITEM 5	T1	NOTE 5
PP7-1	16	WHT	PP7-1	ITEM 5	BOOM SPEED-1	ITEM 5
PP7-5	16	WHT	PP7-5	ITEM 5	BOOM SPEED-2	ITEM 5
3	16	BLK	PP7-6	ITEM 5	BOOM SPEED-3	ITEM 5
CANH	16	WHT	PP11-1	ITEM 5	J4-A	ITEM 6
CANL	16	WHT	PP11-2	ITEM 5	J4-B	ITEM 6
13	16	WHT	PP14-1	ITEM 5	PLATF RAISE-1	ITEM 7
12	16	WHT	PP14-2	ITEM 5	PLATF LOW-1	ITEM 7
34	16	WHT	PP14-3	ITEM 5	RANGE-1	ITEM 7
9	16	WHT	PP14-7	ITEM 5	J6-3	ITEM 14
22B	16	WHT	PP15-1	ITEM 5	BOOM UP-1	ITEM 7
21B	16	WHT	PP15-2	ITEM 5	BOOM DOWN-1	ITEM 7
22A	16	WHT	PP15-3	ITEM 5	RISER UP-1	ITEM 7
21A	16	WHT	PP15-4	ITEM 5	RISER DOWN-1	ITEM 7
22C	16	WHT	PP15-5	ITEM 5	JIB UP-1	ITEM 7
21C	16	WHT	PP15-6	ITEM 5	JIB DOWN-1	ITEM 7
14	16	WHT	PP15-7	ITEM 5	BOOM EXT-1	ITEM 7
15	16	WHT	PP15-8	ITEM 5	BOOM RET-1	ITEM 7
24	16	WHT	PP15-9	ITEM 5	BOOM CW-1	ITEM 7
23	16	WHT	PP15-10	ITEM 5	BOOM CCW-1	ITEM 7
26	16	WHT	PP15-11	ITEM 5	PLATF CW-1	ITEM 7
27	16	WHT	PP15-12	ITEM 5	PLATF CCW-1	ITEM 7
29	16	WHT	PP15-13	ITEM 5	HORN-1	ITEM 7
6A	16	WHT	PP15-14	ITEM 5	E-POWER-1	ITEM 7
2	16	WHT	J4-D	ITEM 6	E-STOP-1	ITEM 10
6	16	WHT	J4-F	ITEM 6	E-POWER-1	ITEM 7
2A	16	WHT	J4-G	ITEM 6	RANGE-1	ITEM 7
82A	16	WHT	J4-J	ITEM 6	J6-4	ITEM 14
2B	16	WHT	J6-1	ITEM 14	HORN-1	ITEM 7
83	16	WHT	J6-2	ITEM 14	BCI-1	ITEM 9
3	16	BLK	ALARM-1	ITEM 8	T1	NOTE 5
9	16	WHT	T2	NOTE 5	GUARD-1	ITEM 7
9A	16	WHT	PP14-11	ITEM 5	GUARD-1	ITEM 7
3	16	BLK	T1	NOTE 5	BCI-1	ITEM 9
3	16	BLK	T1	NOTE 5	LIGHT-1	ITEM 9
COMMON	16	WHT	T2	NOTE 5	E-STOP-1	ITEM 10
COMMON	16	WHT	T2	NOTE 5	HORN-1	ITEM 7
PP14-10	16	WHT	PP14-10	ITEM 5	T3	NOTE 5

アイテム	部品番号	名前	数量	UOM
	0260815 G	HARNESS INTERNAL PG PLATF BOX CE AFTER A46JE 01 010860		EA
	0260815G	HARNESS INTERNAL PG PLATF BOX CE AFTER A46JE 01 010860		EA
1	3220199	CONNECTOR AMP 3 PIN	1	EA
2	3220183	CONNECTOR AMP 6 PIN PLUG	3	EA
3	3220146	CONNECTOR AMP	1	EA
4	3220142	CONNECTOR AMP 15 PIN PLUG	2	EA
5	3049986	AMP SOCKET CONTACT	39	EA
6	3040341	PIN CONTACT SIZE 16 16/18 GA	8	EA
7	3044158	TERM R6I	23	EA
8	3044158	TERM R6I	2	EA
9	3040083	TERM FEM250FI 16/14	4	EA
10	960359	TERM SPADE6I 18 14 GA	3	EA
11	3011601	WIRE 16GA SINGLE CONDUCTOR BLK	A/R	EA
12	3011641	WIRE 16GA SINGLE CONDUCTOR WHT	A/R	EA
13	3011661	WIRE 16GA SINGLE CONDUCTOR RED	A/R	EA
14	3220249	WIRE SEAL, 3 POS	2	EA
15	3220257	WIRE SEAL 6 POS	3	EA
16	3220253	WIRE SEAL, 9 POS	1	EA
17	3220259	WIRE SEAL 15 POS	2	EA
18	3040649	PIN CONTACT 12 DEUTSCH	4	EA

HARNESS PLATFORM CONTROL PG ANSI A46JE-04-000159 AND AFTER PG CE A46JE-01-010860 AND AFTER

ELECTRICAL



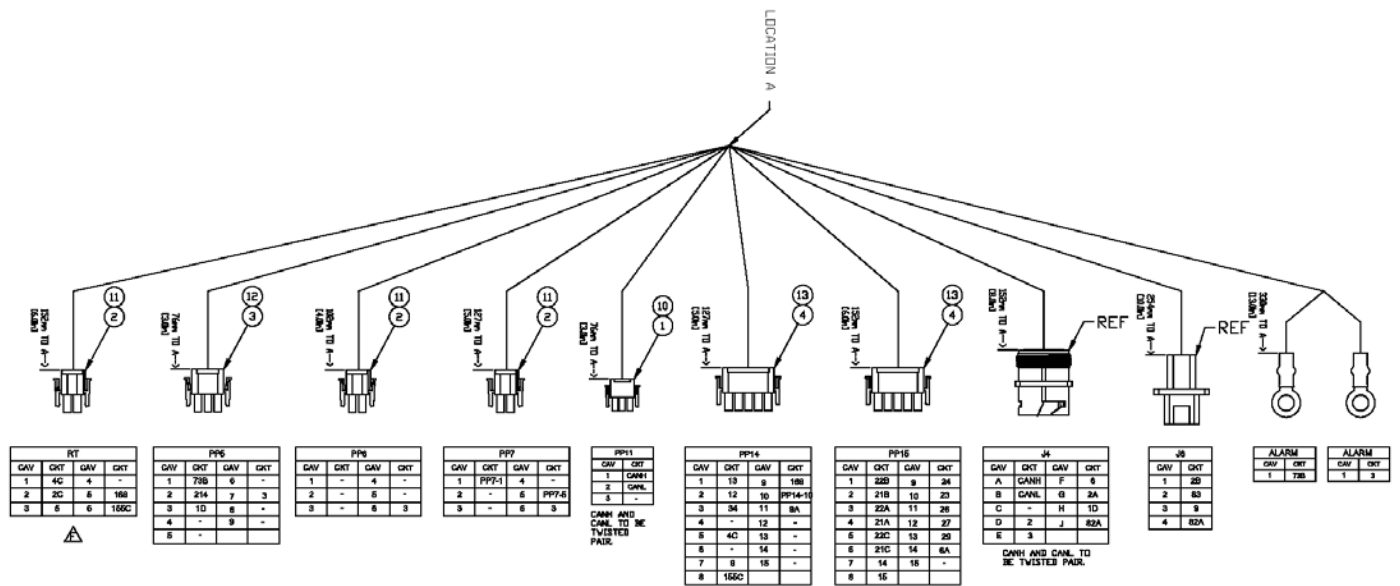
J12					
CAV	CKT	COLOR	CAV	CKT	COLOR
1	CANH	YLW	7	2A	ORNG
2	CANL	GRN	8	1D	RED
3	SHIELD	-	9	82A	B/W
4	2	WHT	10	-	-
5	3	BLK	11	-	-
6	6	BLUE	12	-	-

J4					
CAV	CKT	COLOR	CAV	CKT	COLOR
A	CANH	YLW	F	6	BLUE
B	CANL	GRN	G	2A	ORNG
C	-	-	H	1D	RED
D	2	WHT	J	82A	B/W
E	3	BLK			

アイテム	部品番号	名前	数量	UOM
	0261003 A	HARNESS PLATFOR CONTROL PG CE AFTER A46JE 01 010860		EA
1	3049813	CONNECTOR 12 PIN PLUG	1	EA
2	3049814	LOCK WEDGE 12 PIN DEUTSCH PLUG	1	EA
3	13849 996	CONNECTOR	1	EA
4	3040342	SOCKET CONTACT SIZE 16 16/18GA	18	EA
5	13853 03	SEAL PIN DT #16	3	EA
6	3014761	SHIELDED CABLE 18/9 & 20/2	56.5	EA
7	3049818	HEAT SHRINK WRAP 1 in X 3 in	1	EA
8	3220272	BACK SHELL	1	EA
9	3220273	COMPRESSION NUT	1	EA

HARNESS INTERNAL UPPER CONTROL BOX PG A46JRT-04-000361 AND AFTER

ELECTRICAL



アイテム	部品番号	名前	数量	UOM
	0260815 G	HARNESS INTERNAL PG PLATF BOX CE AFTER A46JE 01 010860		EA
1	3220199	CONNECTOR AMP 3 PIN	1	EA
2	3220183	CONNECTOR AMP 6 PIN PLUG	3	EA
3	3220146	CONNECTOR AMP	1	EA


HARNESS INTERNAL UPPER CONTROL BOX PG A46JRT-04-000361 AND AFTER

アイテム	部品番号	名前	数量	UOM
4	3220142	CONNECTOR AMP 15 PIN PLUG	2	EA
5	3049986	AMP SOCKET CONTACT	39	EA
6	3040341	PIN CONTACT SIZE 16 16/18 GA	8	EA
7	3044158	TERM R6I	23	EA
8	3044158	TERM R6I	2	EA
9	3040083	TERM FEM250FI 16/14	4	EA
10	960359	TERM SPADE6I 18 14 GA	3	EA
11	3011601	WIRE 16GA SINGLE CONDUCTOR BLK	A/R	EA
12	3011641	WIRE 16GA SINGLE CONDUCTOR WHT	A/R	EA
13	3011661	WIRE 16GA SINGLE CONDUCTOR RED	A/R	EA
14	3220249	WIRE SEAL, 3 POS	2	EA
15	3220257	WIRE SEAL 6 POS	3	EA
16	3220253	WIRE SEAL, 9 POS	1	EA
17	3220259	WIRE SEAL 15 POS	2	EA
18	3040649	PIN CONTACT 12 DEUTSCH	4	EA

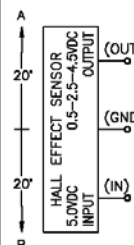
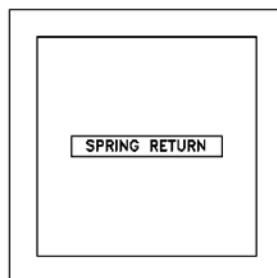
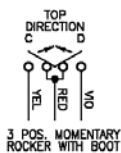
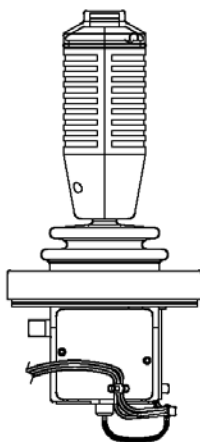
JOYSTICK SINGLE AXIS WITH ROCKER PG CONTROL

ELECTRICAL

PIN	COLOR	AWG	FUNCTION
1	BRN	20	A/B OUT
2	---	---	N/C
3	---	---	N/C
4	ORN	20	POWER
5	---	---	N/C
6	GRN	20	GND
7	---	---	N/C
8	---	---	N/C
9	YEL	24	ROCKER "C"
10	VIO	24	ROCKER "D"
11	---	---	N/C
12	RED	24	ROCKER COM



JOYSTICK CONNECTOR:		
CONNECTOR	20 AWG CONTACTS	24 AWG CONTACTS
05.326	05.372	05.413



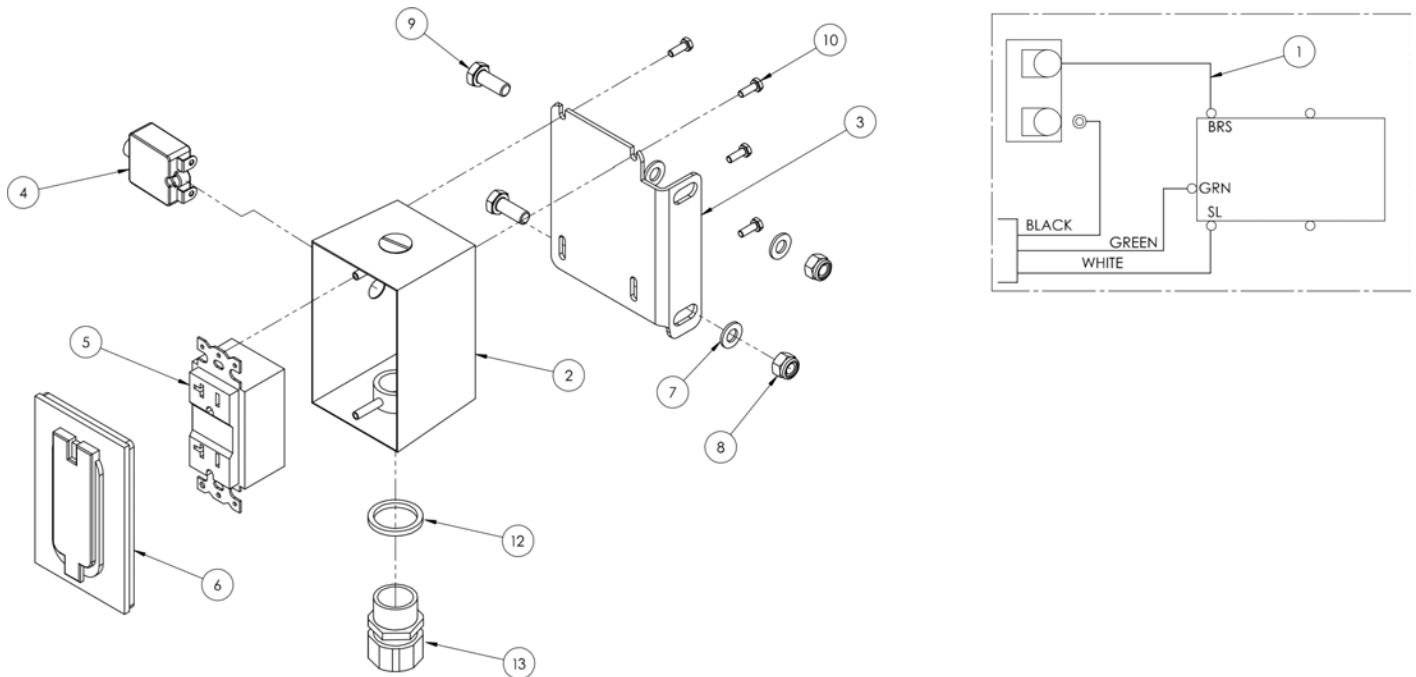
NOTES:

- PROGRAM HALL SENSORS FOR THE FOLLOWING OUTPUTS WITH 5.00v INPUT;
 0.50v ±0.15v IN "B" DIRECTION
 2.50v ±0.15v IN CENTER
 4.50v ±0.15v IN "A" DIRECTION

アイテム	部品番号	名前	数量	UOM
	3028860 C	JOYSTICK SINGLE AXIS WITH ROCKER PG CONTROL	1	EA
1	3028861	BOOT, DROP IN MTG, CS3 86MM SQ B15.101.6610 R0	1	EA
2	3028862	BUSHING, BOOT, BRASS 11MM CS3 A15.1016686 REV	1	EA
3	3028863	MICROSWITCH, BH & RH HANDLE D3V 16G 1A26K 19	1	EA
4	3028864	MICROSWITCH ASSEMBLY BH & RH A25.1018114 R00	1	EA
5	3028865	ACTUATOR, BH HANDLE ++ G4 05	1	EA
6	3028866	RING, RETAINING, BOOT, BH, CS3 A15.101.6287 R4	1	EA
7	3049993	CONNECTOR	1	EA
8	3049986	AMP SOCKET CONTACT	12	EA

PLATFORM AC POWER ANSI INSTALLATION

ELECTRICAL



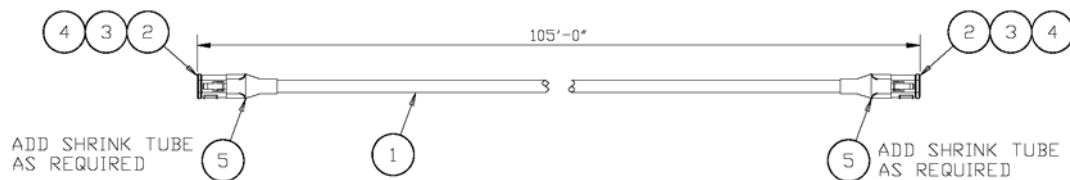
アイテム	部品番号	名前	数量	UOM
	0260500 C	PLATFORM AC ASSEMBLY INSTALLATION US		EA
1	0071582	JUMPER WIRE	1	EA
2	0074979	Enclosure	1	EA
3	0162060 5	PLATE OUTLET BOX MTG	1	EA
4	3040252	Circuit Breaker 15AMP	1	EA
5	3040624	Recepticle Outlet 20AMP	1	EA
6	3040625	Enclosure Face	1	EA
7	056069 008	WASHER, STEELFLATWASHER DIN12M8 FLAT WASHER DIN 125	4	EA
8	056066 008	NUT NYLOCKNUT DIN985 M8 8.0 ZP	2	EA
9	058492 020	Bolt HexSetScrew DIN933 M8 x 2	2	EA
10	5569978	SCR HEXHD 8 32 .375 THD CUTTING	4	EA

PLATFORM AC POWER ANSI INSTALLATION

アイテム	部品番号	名前	数量	UOM
12	3040110	NUT LKG HUB .750 SAMEAS 962129	1	EA
13	3040116	CONN .75 .500 .625	1	EA

HARNESS POWER TO PLATFORM ASSEMBLY

ELECTRICAL



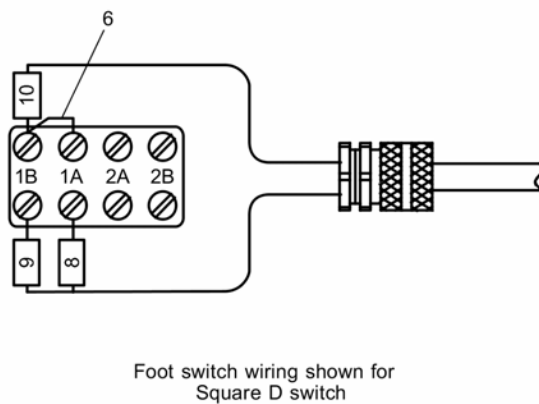
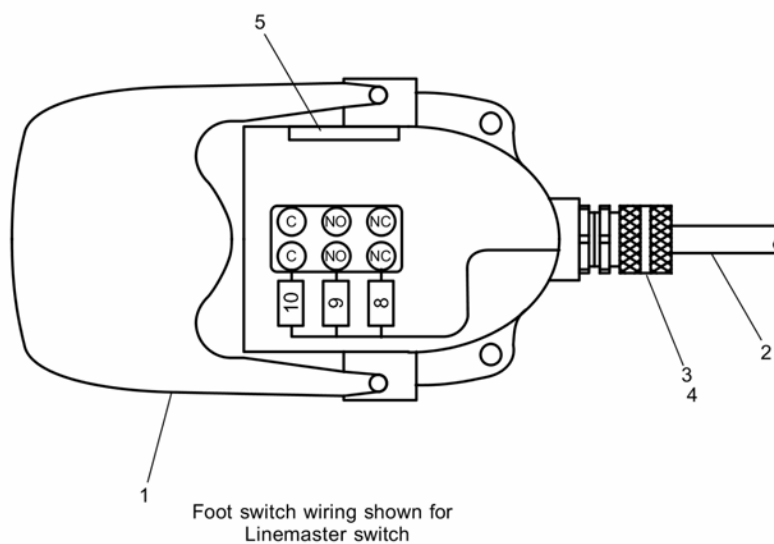
CAV	WIRE	CAV	WIRE
1	YELLOW	7	BLUE
2	GREEN	8	ORANGE
3	SHIELD	9	YLLW/BLK
4	BLACK	10	RED/BLK
5	BROWN	11	BLUE/BLK
6	RED	12	DRNG/BLK

NOTES:
 1. ALL MULTI PIN CONNECTORS SHALL BE GREASED INTERNALLY WITH 9/N 9010199.
 2. ALL GREASED CONNECTORS SHALL BE INDIVIDUALLY BAGGED TO HELP KEEP CLEAN.

アイテム	部品番号	名前	数量	UOM
	0113742 C	HARNESS POWER TO PLATFORM		EA
1	3014761	SHIELDED CABLE 18/9 & 20/2	105'	EA
2	3049813	CONNECTOR 12 PIN PLUG	2	EA
3	3049814	LOCK WEDGE 12 PIN DEUTSCH PLUG	2	EA
4	3040342	SOCKET CONTACT SIZE 16 16/18GA	24	EA
5	3220281	BOOT 12 PIN DEUTSCH	2	EA

PLATFORM FOOT SWITCH ASSEMBLY

ELECTRICAL



アイテム	部品番号	名前	数量	UOM
	0071800 H	PLATFORM FOOT SWITCH ASSEMBLY		EA
1	3020021	Foot Switch	1	EA
*	3020037	REPLACEMENT SWITCH, SQUARE D SWITCH, 4 POLE	1	EA
*	3020038	REPLACEMENT SWITCH, LINEMASTER SWITCH	1	EA
2	0070596	WIRE ASSY FOOT SWITCH	1	EA
3	3040116	CONN .75 .500 .625	1	EA
4	3040110	NUT LKG HUB .750 SAMEAS 962129	1	EA
5	0070967	CORROSION INHIBITOR STICK BACK	1	EA
6	0060373	JUMPER SWITCH TERMINAL STRAP	1	EA

WIRE HARNESS E-DRIVE FOOT SWITCH

ELECTRICAL

NOTES:

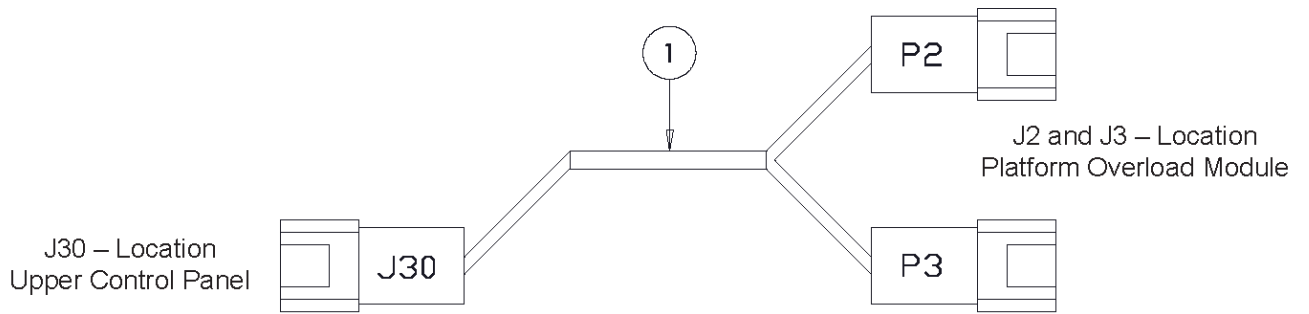
1. PERMANENTLY LABEL DEUTSCH CONNECTOR AS: J6
2. PERMANENTLY LABEL WIRE #'S AT LOCATION B.
3. STRIP WIRES BACK .38" AND SOLDER

PIN #	WIRE #	COLOR	DESCRIPTION	LOCATION A TERMINALS	PIGTAIL A LENGTHS	LOCATION B TERMINALS	PIGTAIL B LENGTHS	HARNESS LENGTH
1	2B	WHITE	PLTF PWR (12V)	ITEMS 1, 2 AND 3	2.00"	ITEM 5	3.50	50.00"
2	83	BLACK	FT SW SIGNAL (48V)			ITEM 5	3.50	
3	9	GREEN	PWR TO PLTF CTR			ITEM 5	4.50	
4	82A	RED	PLTF PWR (48V)			ITEM 6	4.50	

アイテム	部品番号	名前	数量	UOM
	0260142 D	WIRE HARNESS E DRIVE FOOT SWITCH		EA
1	3220108	CONNECTOR 4 PIN 12GA PLUG	1	EA
2	3220109	WEDGE LOCK 4 PIN	1	EA
3	3040650	SOCKET CONTACT 12 DEUTSCH DEU	4	EA
4	3011204	CABLE 12GA/3 CONDUCTOR WIRE	A/R	EA
5	3044853	TERM R8I 12/10	4	EA

PLATFORM OVERLOAD MODULE WIRING HARNESS

ELECTRICAL



Connector J30 Pin ID

Pin #	Wire #	Description
1	1D	AUX POWER
2	3	GROUND
3	170	HI RANGE
4	213	FAILSAFE OUTPUT
5	214	OVERLOAD LAMP
6	29	HORN
7	-	-
8	-	-

Connector P2 Pin ID

Pin #	Wire #	Description
1	-	-
2	-	-
3	-	-
4	-	-
5	-	-
6	-	-
7	-	-
8	-	-
9	-	-
10	170	HI RANGE
11	3	GROUND
12	1D	AUX POWER

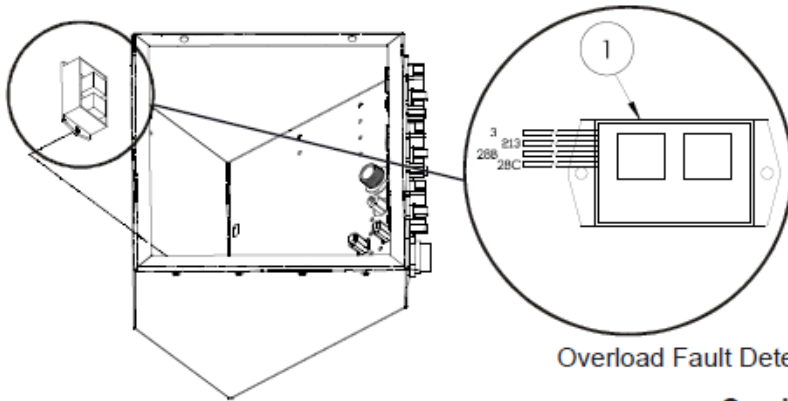
Connector P3 Pin ID

Pin #	Wire #	Description
1	-	-
2	29	HORN
3	214	OVERLOAD LAMP
4	213	FAILSAFE OUTPUT
5	-	-
6	-	-

アイテム	部品番号	名前	数量	UOM
1	0260210 B	PLATFORM OVERLOAD MODULE WIRING HARNESS	1	EA

PLATFORM OVERLOAD SYSTEM AT LOWER CONTROLS

ELECTRICAL

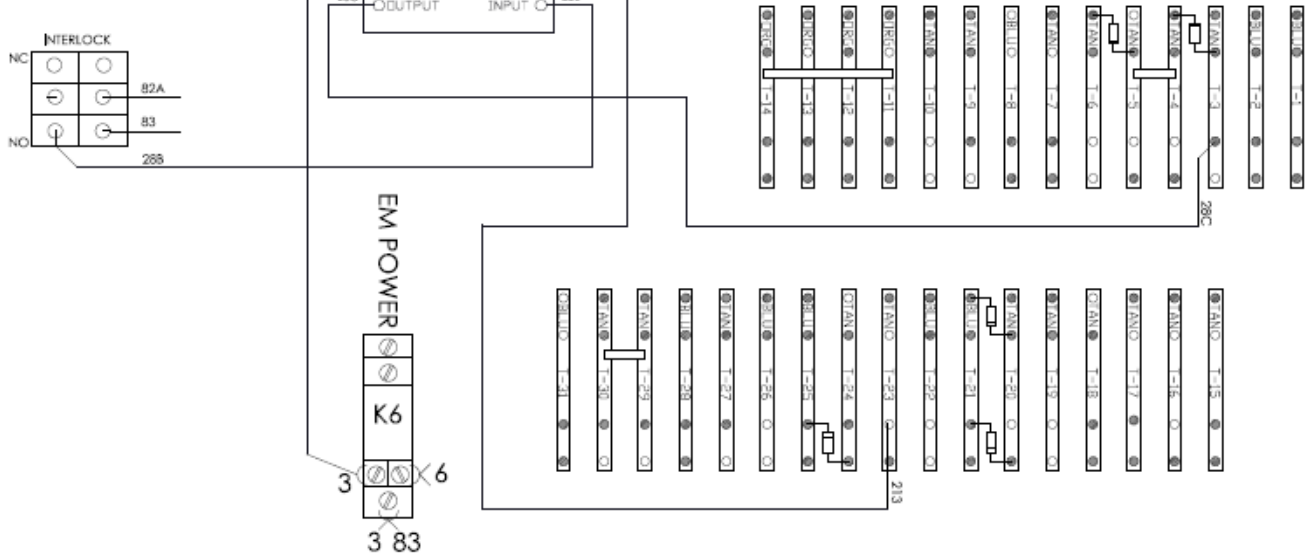


Lower Control Panel – Inside

Overload Fault Detection

Overload Fault Detection Connections

Wire #	Color	Function
3/J3	BLACK	GROUND
213/J219	WHITE	CONTROL
28B/J9	RED	INPUT
28C/J9B	RED/WHITE	OUTPUT

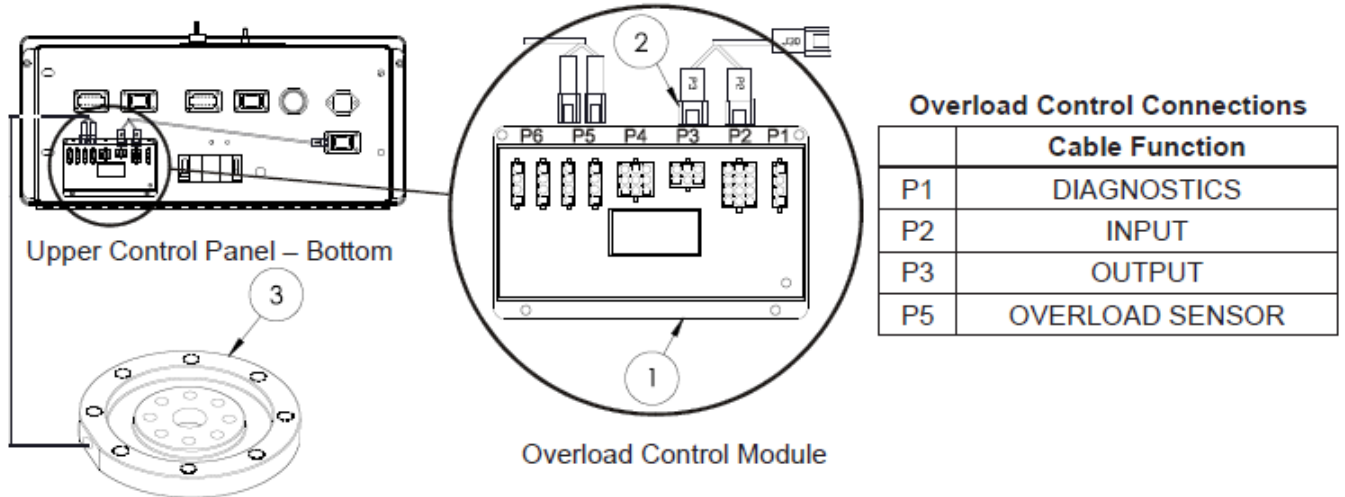


Overload Fault Detection Wiring – Lower Control Panel

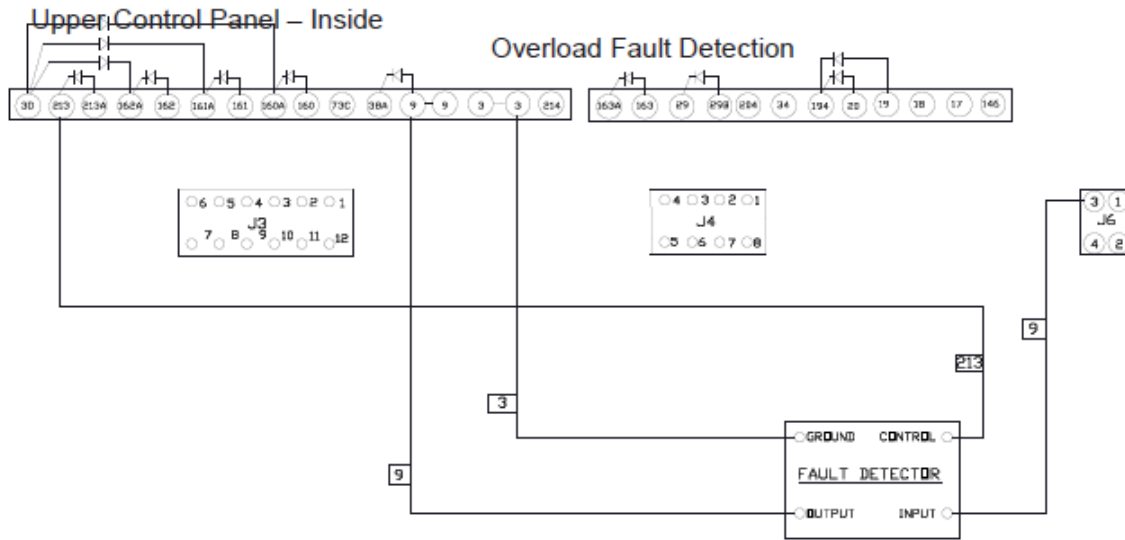
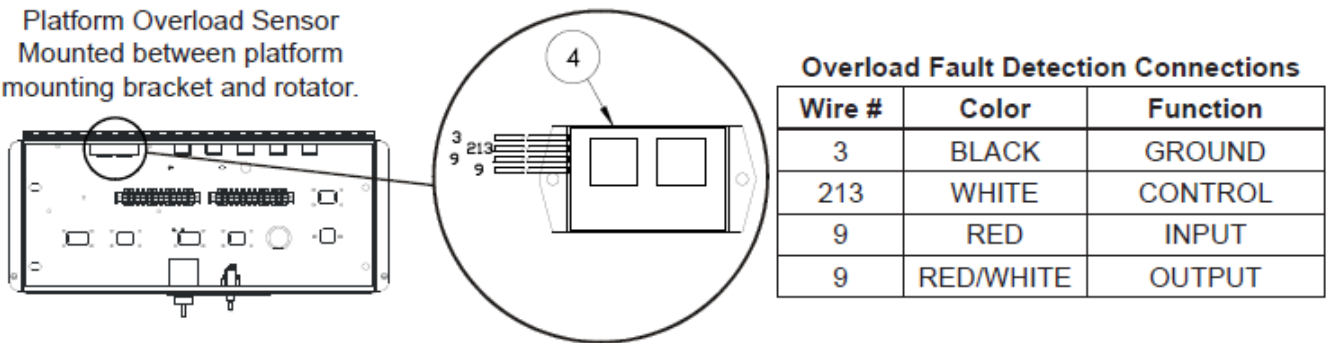
アイテム	部品番号	名前	数量	UOM
	AB46EUCPOS	PLATFORM OVERLOAD SYSTEM AT UPPER CONTROLS		EA
1	3220096	OVERLOAD FAULT DETECTION	1	EA

PLATFORM OVERLOAD SYSTEM AT UPPER CONTROLS

ELECTRICAL



Platform Overload Sensor Mounted between platform mounting bracket and rotator.



Overload Fault Detection Wiring – Upper Control Panel

アイテム	部品番号	名前	数量	UOM
	AB46EUCPOS	PLATFORM OVERLOAD SYSTEM AT UPPER CONTROLS		EA
1	116347 000	OVERLOAD CONTROLLER GP107	1	EA
2	0260210	WIRE HARNESS, OVERLOAD MODULE	1	EA
3	116346 000	overload cell – CE ONLY BEFORE SN 01 0004 (Not illustrated)	1	EA
4	3220096	OVERLOAD FAULT DETECTION	1	EA

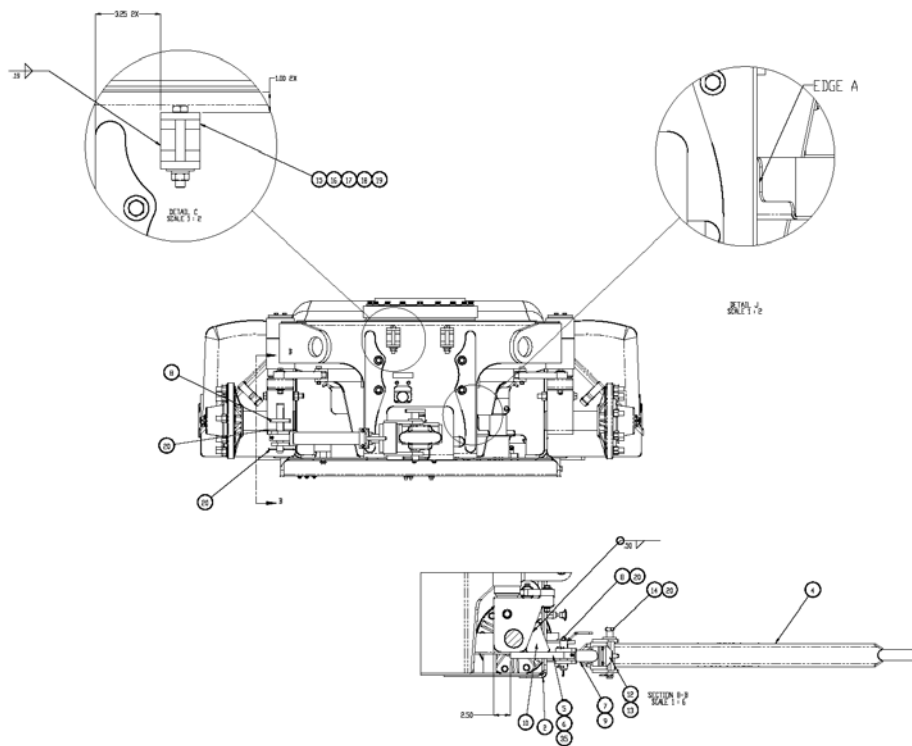
TIRES FOAM FILLED NON-MARKING ELECTRIC

OPTIONS

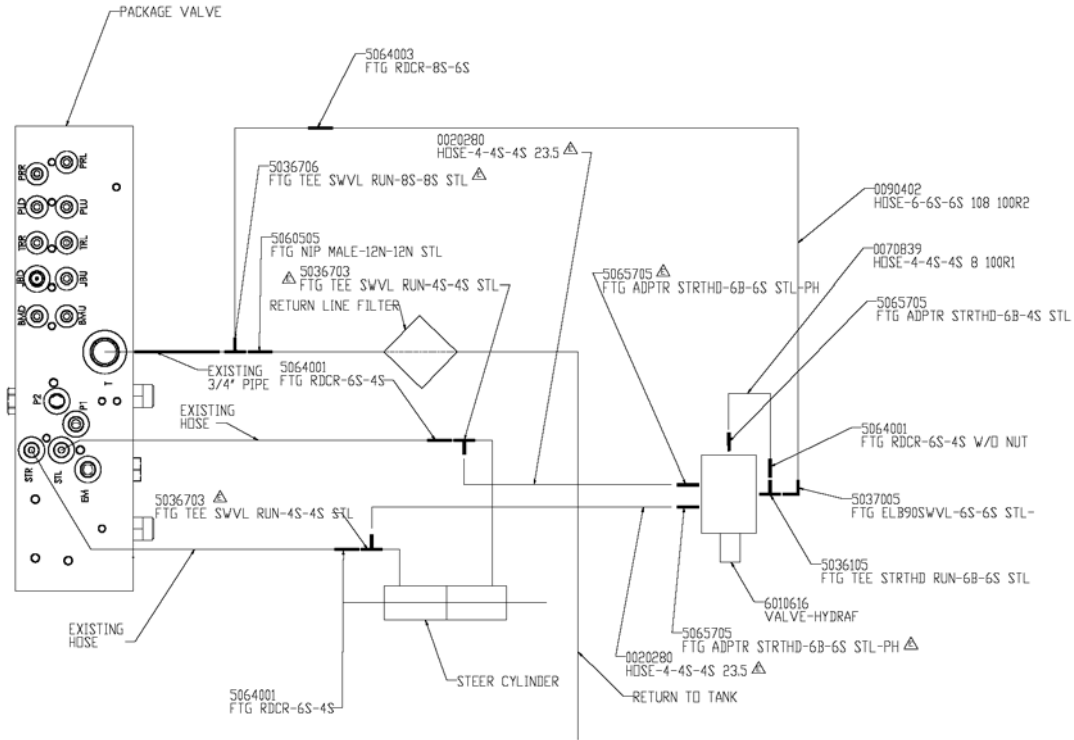
NO IMAGE AVAILABLE
(BOM FOR REFERENCE ONLY)

アイテム	部品番号	名前	数量	UOM
*	0260153 A	TIRES FOAM FILLED NON MARKING ELECTRIC		EA
1	0073298	Decal, Foam Tyres	2	EA
2	116351 003 1	TIRE/WHEEL ASSY FOAM FILL NM	4	EA

TOW PACKAGE



TOW PACKAGE



アイテム	部品番号	名前	数量	UOM
	0260541 E	TOW PACKAGE		EA
2	0260540	DOUBLER	1	EA
3	0111464	CHASSIS BRKT WELDMENT	1	EA
4	0152346	TOW BAR WELDMENT UNO41 4X4	1	EA
5	0260538	STEERING LUG	1	EA
6	2690001	BUSHING, 1 INCH SPHERICAL PLAIN	1	EA
7	0260536	WELDMNT TIE ROD	1	EA

TOW PACKAGE

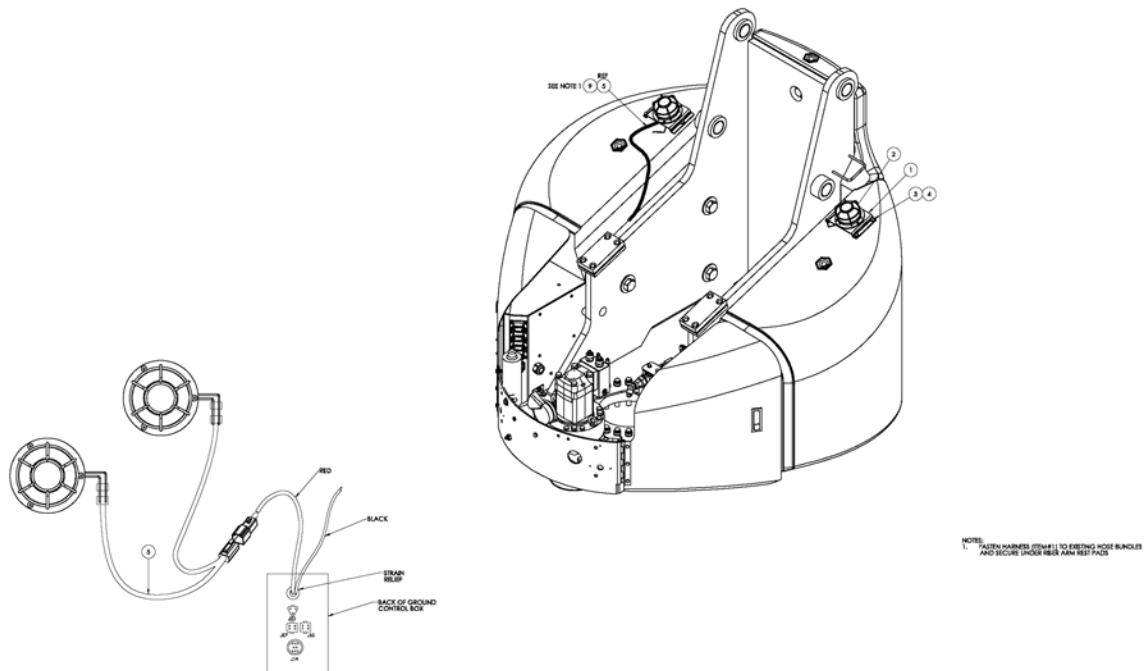
アイテム	部品番号	名前	数量	UOM
8	0110943	WELDMENT PIN DRAG	1	EA
9	0111465	WLDMT TIE ROD	1	EA
10	0260539	GUSSET	1	EA
11	0421606	TOW BAR PIN	1	EA
12	0111520	ROTATION STOP	1	EA
13	5550005	CLP EXH 1.75	1	EA
14	0110833	DRAG LING PIN WLDMT	1	EA
15	0110836	CRADLE DRAG LINK	2	EA
16	5560668	BLT HEXHD .500 13 3.75 GR5	2	EA
17	986359	FLATWASHER 1/2"	2	EA
18	987139	WSHR LOCK .500	2	EA
19	984149	NUT, .500 13	2	EA
20	5561550	HAIRPIN COTTER, LEITZKE #2108	3	EA
21	5580002	PIN SNAPPER	1	EA
22	0260542	SUPPORT WELDMENT	1	EA
23	0152354	BRACKET FLOAT VALVE	1	EA
24	6010616	FLOAT VALVE	1	EA
25	970029	BLT .25 20 .750	2	EA
26	5560004	NUT LKG .250 20	4	EA
27	986019	WSHR FLAT .250	2	EA
28	970169	BOLTHEXHD .250 20 2.00 GR5	2	EA
29	5065707	FTG ADPTR STRTHD 6B 6S STL PH	3	EA
30	5065705	FTG ADPTR STRTHD 6B 4S STL	1	EA
33	5064001	ADAPTER STRAIGHT TUBE REDUCER 6 JIC TO 4 JIC	3	EA
Not Shown	5063905	FTG NUT 6S STL	3	EA

TOW PACKAGE

アイテム	部品番号	名前	数量	UOM
35	5230026	FTG RDCR 6S 4S W/O NUT	1	EA
36	0421613	DECAL TOWING INSTRUCTIONS	1	EA
Not Shown	0090760	DECAL STEERING FLOAT VALVE TOW PACKAGE	1	EA
Not Shown	0260474	CHASSIS ASSY, AB46JE	A/R	EA
39	0181466	DECAL TOP/BOTTOM	1	EA
50	0020280	HOSE 4 4S 4S 23.5 (SEE PAGE 2)	2	EA
Not Shown	0020266	HOSE 6 6S 6S 24	2	EA
51	5036706	FTG TEE SWVL RUN 8S 8S STL (SEE PAGE 2)	1	EA
Not Shown	5031305	FTG TEE FEM PIPE 12N 12N STL	1	EA
52	5064003	FTG RDCR 8S 6S W/O NUT STL (SEE PAGE 2)	1	EA
53	5036703	FTG TEE SWVL RUN 4S 4S STL (SEE PAGE 2)	2	EA
Not Shown	5036705	FTG TEE SWVL RUN 6S 6S STL	3	EA
Not Shown	5035305	FTG ELB90STRTHD 6S 6S STL	3	EA
54	5065705	FTG ADPTR STRTHD 6B 4S STL	3	EA
Not Shown	5065707	FTG ADPTR STRTHD 6B 6S STL PH	2	EA
55	0070839	HOSE 4 4S 4S 8 100R1 (SEE PAGE 2)	1	EA
56	0090402	HOSE 6 6S 6S 108 100R2 (SEE PAGE 2)	1	EA

AMBER BEACON LIGHT

OPTIONS



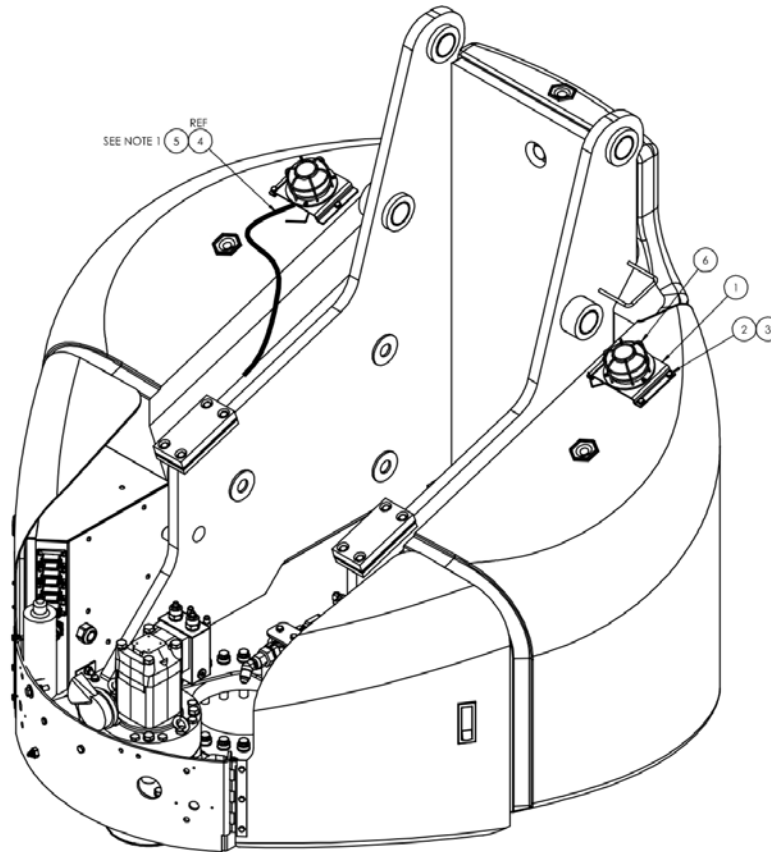
アイテム	部品番号	名前	数量	UOM
	0260259 E	OPTION BEACON LIGHT AB46		EA
1	515417 000	BRACKET, BEACON	2	EA
2	514404 000	BEACON WITH GUARD AMBER FLASHING	2	EA
3	512630 012	HHCS M6X1X12 G10.9 ISO 4017	6	EA
4	056069 006	WSHR STEELFLATWSHE M6 DIN125A	6	EA
5	0260429	WIRING HARNESS, AMBER BEACON	1	EA
	3040341	PIN CONTACT SIZE 16 16/18 GA	4	EA

AMBER BEACON LIGHT

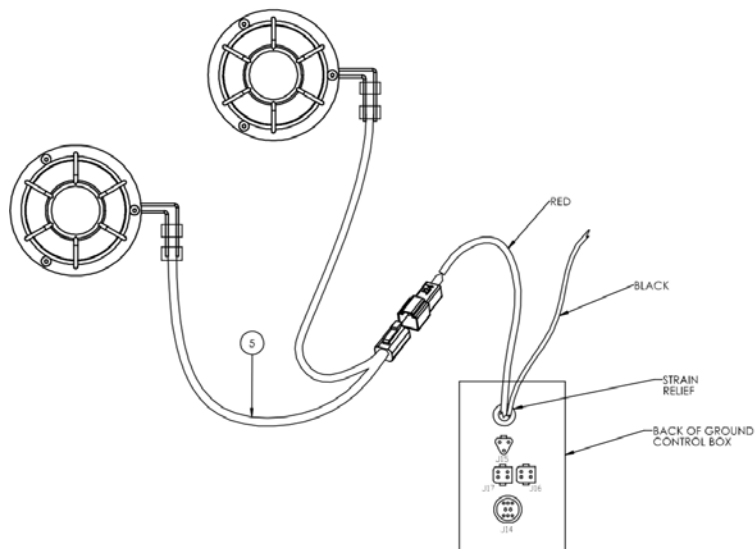
アイテム	部品番号	名前	数量	UOM
	3049804	CONNECTOR 2 PIN DEUTSCH RECEP	2	EA
	3049808	LOCK WEDGE 2 PIN DEUTSCH RECEP	2	EA
6	3220158	HEAT SHRINK WRAP 3/16 DIA	6"	EA

BEACON LIGHT A46 JULY 2019 AND AFTER

OPTIONS



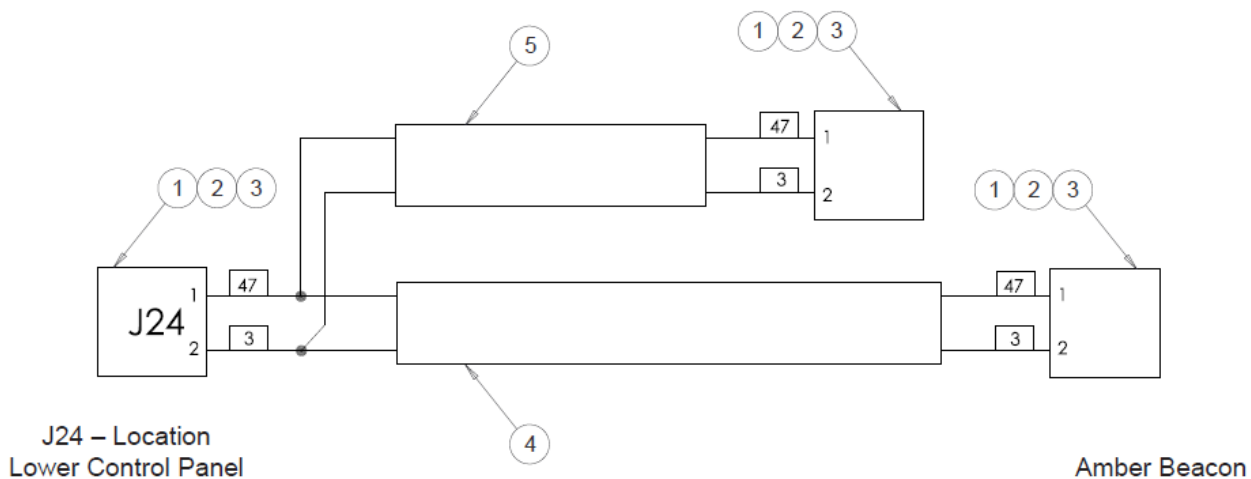
NOTES:
 1. FASTEN HARNESS (ITEM#1) TO EXISTING HOSE BUNDLES AND SECURE UNDER RISER ARM REST PADS



アイテム	部品番号	名前	数量	UOM
	0260259 F	BEACON LIGHT A46 JULY 2019 AND AFTER		EA
1	515417 000 3	BRACKET, BEACON	2	EA
2	512630 012	HHCS M6X1X12 G10.9 ISO 4017	6	EA
3	056069 006	WSHR STEELFLATWSHE M6 DIN125A	6	EA
4	0260429	WIRING HARNESS, AMBER BEACON	1	EA
Not Shown		Base Assembly		EA
6	515611 000	BEACON ASSY AMBER	2	EA

AMBER BEACON WIRING HARNESS

OPTIONS

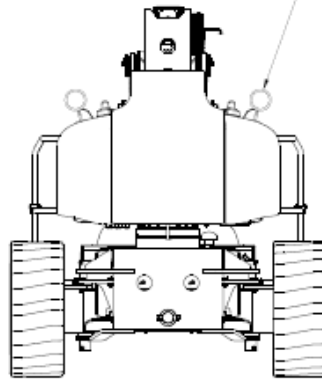


アイテム	部品番号	名前	数量	UOM
	0260429 C	WIRING HARNESS, AMBER BEACON	1	EA
1	3049803	CONNECTOR 2 PIN DEUTSCH PLUG	3	EA
2	3049807	LOCK WEDGE 2 PIN DEUTSCH PLUG	3	EA
3	3040342	SOCKET CONTACT SIZE 16 16/18GA	6	EA
4	3011802	CABLE 18GA/2 CONDUCTOR WIRE 18/2 TYPE SJOBLACK JACKETCABL	A/R	EA
5	3011802	CABLE 18GA/2 CONDUCTOR WIRE 18/2 TYPE SJOBLACK JACKETCABL	A/R	EA

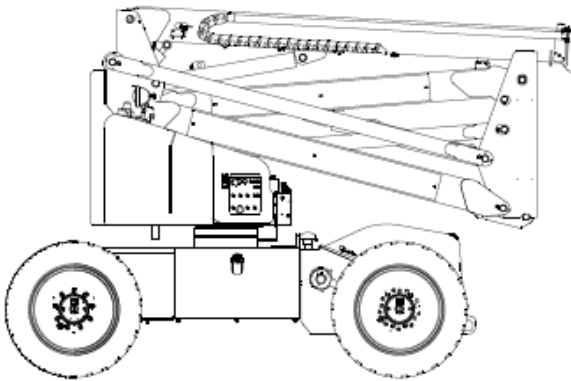
LIGHT PACKAGE

OPTIONS

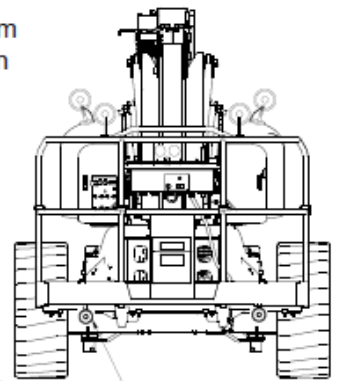
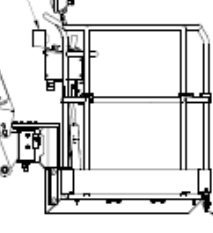
Reference Driving
Light Option
0180127



Reference Upper Controls
Courtesy Light Option
0072012



Reference Platform
Work Light Option
0080768

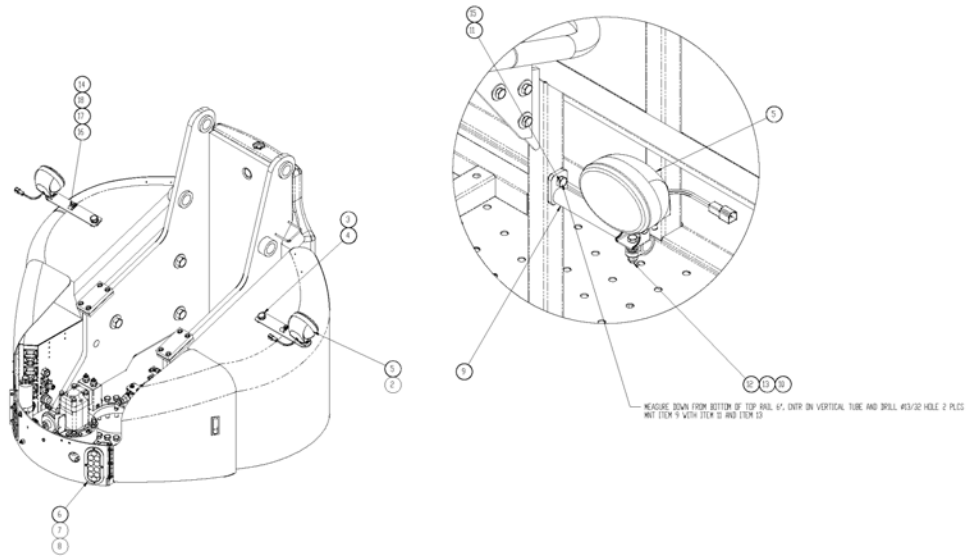


Reference Driving
Light Option
0180127

アイテム	部品番号	名前	数量	UOM
	A26019A B	LIGHT PACKAGE		EA
1	0072012	PLATF BOX COURTESY LIGHT	1	EA
2	0080768	OPT PLATF WORK LIGHTS	1	EA
3	0260593	OPTION DRIVING LIGHTS WITH RED REAR	1	EA

HEADLIGHT TAIL LIGHT WORK LIGHT PG

OPTIONS



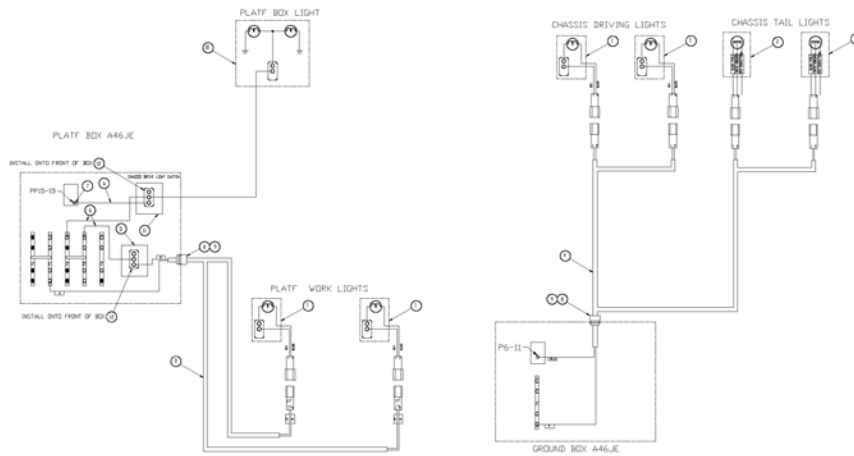
アイテム	部品番号	名前	数量	UOM
	A26035A A	HEADLIGHT TAIL LIGHT WORK LIGHT PG		EA
2	0260719	BRKT LIGHT C/W	2	EA
3	987179	WSHR LOCK .750	2	EA
4	971339	BLT HEXHD .750 10 X 2.50 GR5	2	EA
5	0260721	LED OVAL LIGHT ASSY	4	EA
6	0260722	LED TAIL LIGHT ASSY	2	EA
7	5560649	SCR TRHD #10 24 1.00	6	EA
8	5560034	NUT LKG 10 24	6	EA
9	0260717	LIGHT MNT WLDMT	2	EA
10	0100555	CLAMP	2	EA

HEADLIGHT TAIL LIGHT WORK LIGHT PG

アイテム	部品番号	名前	数量	UOM
11	970519	CAPSCREW 3/8 16 X 2 1/4" LG H.H.	2	EA
12	970279	BLT HEXHD .313 18 1.50 GR5	2	EA
13	5560031	NUT HEX LKG .313 18	4	EA
14	970009	Capscrew 1/4 20 x 1/2 inch lon	7	EA
15	5560033	.375 16UNC HEX LOCK NUT	2	EA
16	5093019	CLP CUSH .375 VINYL COATED	7	EA
17	986019	WSHR FLAT .250	7	EA
18	987099	WSHR LOCK .250	7	EA

HEADLIGHT TAIL LIGHT WORK LIGHT PG WIRING

OPTIONS



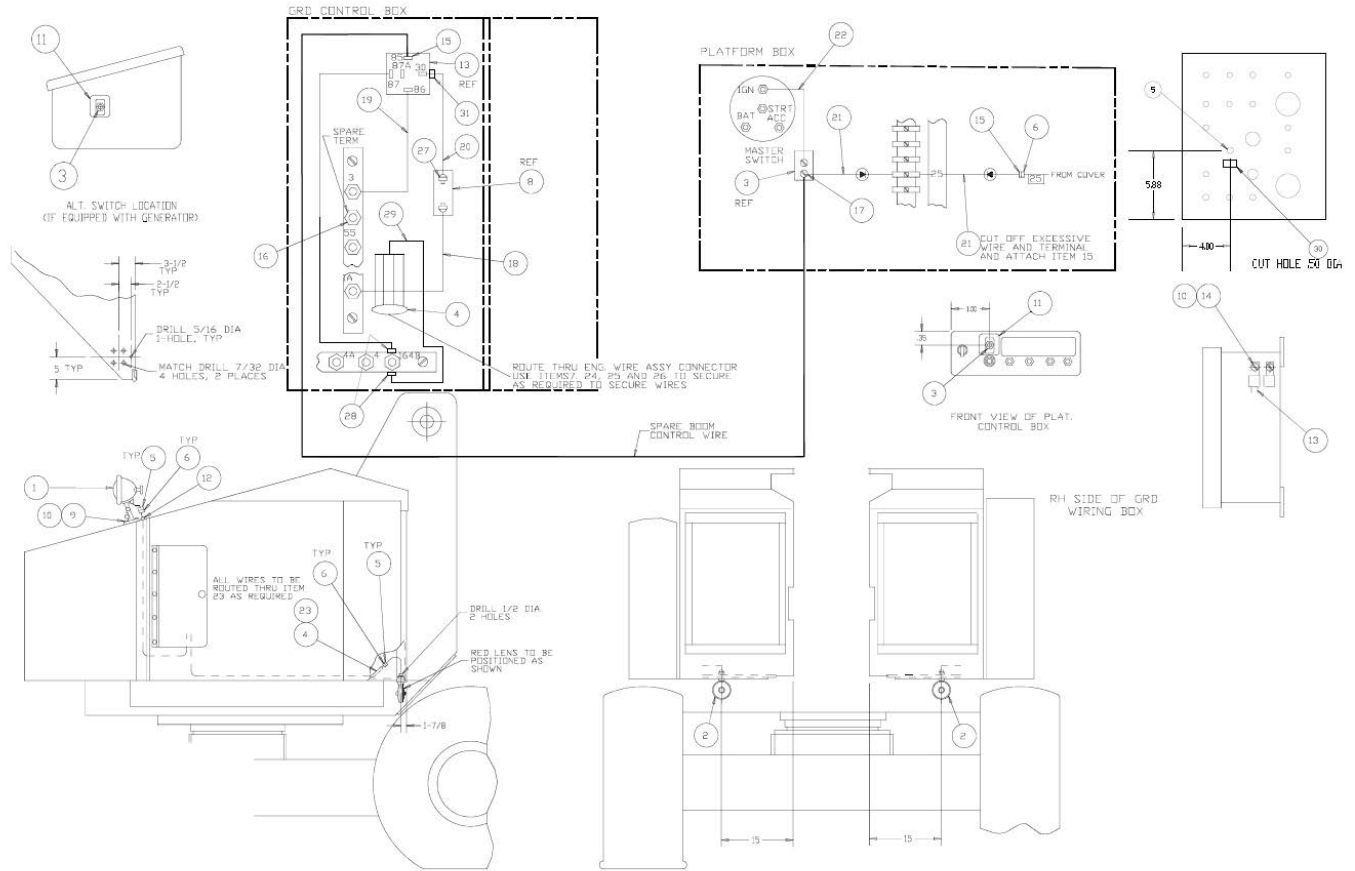
アイテム	部品番号	名前	数量	UOM
	A26035AA 2	HEADLIGHT TAIL LIGHT WORK LIGHT PG WIRING		EA
1	0260721	LED OVAL LIGHT ASSY	REF	EA
2	0260722	LED TAIL LIGHT ASSY	REF	EA
3	0260898	WIRE HARNESS PLATF WORK LIGHTS	1	EA
4	0260897	WIRE HARNESS DRIVE/TAIL LIGHTS	1	EA
5	0181376	DECAL	1	EA
6	0421477	WIRE 16 R6I NONE 14	3	EA
7	3049986	AMP SOCKET CONTACT	1	EA
8	3040115	CONN .500 .375 .500	2	EA

HEADLIGHT TAIL LIGHT WORK LIGHT PG WIRING

アイテム	部品番号	名前	数量	UOM
9	3040070	NUT LKG HUB .500 APPLETON: P/N BL50 REG 801	2	EA
10	0072012	PLATF BOX COURTESY LIGHT	1	EA
11	0181376	DECAL	1	EA
12	3020013	Switch, Toggle Honeywell INTI 2	2	EA

HALOGEN DRIVING LIGHTS WITH RED REAR LIGHTS MAY 2013 ABD AFTER

OPTIONS



0180127 E

アイテム	部品番号	名前	数量	UOM
	0180127 E	HALOGEN DRIVING LIGHTS WITH RED REAR LIGHTS MAY 2013 AND AFTER		EA
1	3067619	HALOGEN FLOOD LIGHT	2	EA
	3069528	LED WORK LIGHTS	2	EA
2	3060017	TURN SIGNAL LIGHT	2	EA
	3069533	LIGHT RED LED 12V STOP TAIL	2	EA
3	3020013	Switch, Toggle Honeywell INTI 2	1	EA
4	3011601	WIRE 16GA SINGLE CONDUCTOR BLK	30 FT	EA
5	3040083	TERM FEM250FI 16/14	5	EA

HALOGEN DRIVING LIGHTS WITH RED REAR LIGHTS MAY 2013 ABD AFTER

アイテム	部品番号	名前	数量	UOM
6	3040082	TERM MALE250FI 16/14	4	EA
7	5093019	CLP CUSH .375 VINYL COATED	10	EA
8	3040068	CIRCUIT BREAKER 20 AMP	1	EA
9	PNNA	M SCREW 10 24 X 1 LG PAN HD PLTD	8	EA
10	PNNA	NUT 10 24 ESNA	9	EA
11	0181376	DECAL	1	EA
12	5569003	GROMMET .188ID .313DIAX.125GRV	2	EA
13	3040469	RELAY SPDT 12V 30AMP SONG	1	EA
14	PNNA	M SCREW 10 24 X 1/2 LG TRUSS HD PLTD	1	EA
15	3044599	TERM FEM250I 22/18	2	EA
16	3044161	TERM R10I 16/14	4	EA
17	3044142	TERM, .250 TAB 12/10, MALE F.I.	1	EA
18	0181031	WIRE 12 R10 FEM250FI 11	1	EA
19	0073057	WIRE 12R10I FEM250FI 5.5	2	EA
20	0181187	JUMPER WIRE	1	EA
21	0073250	WIRE 18 R10I FEM 1881 17 DIO	2	EA
22	0073781	WIRE 16 R10I R6I 6	1	EA
23	3090019	TUBE FLEXGARD .250 ID	30 FT	EA
24	PNNA	CAPSCREW 1/4 20 X 3/4 LG HH GR5	10	EA
25	PNNA	WASHER 1/4 FLAT	10	EA
26	PNNA	NUT 1/4 20 ESNA	10	EA
27	3044852	TERM R6I 12/10	1	EA
28	3220079	TERM FEM1881 12/10GA	3	EA
29	0152564	WIRE 12 R6I REM250FI 19	1	EA

HALOGEN DRIVING LIGHTS WITH RED REAR LIGHTS MAY 2013 ABD AFTER

アイテム	部品番号	名前	数量	UOM
30	0182278	DECAL LIGHTS CIRCUIT BREAKER	1	EA
31	3040065	TERM FEM250FI 12/10 FULLY INSU	1	EA

DRIVE LIGHTS PG ANSI A46JE-04-000159 AND AFTER AND CE A46JE-01-010860 AND AFTER
 OPTIONS

NO IMAGE AVAILABLE
 (BOM FOR REFERENCE ONLY)

アイテム	部品番号	名前	数量	UOM
	0260900	DRIVE LIGHTS PG		EA
1	0181376	DECAL	1	EA
2	0260719 8	BRKT LIGHT C/W	2	EA
3	0260721	LED OVAL LIGHT ASSY	2	EA
4	0260722	LED TAIL LIGHT ASSY	2	EA
5	0260897	WIRE HARNESS DRIVE/TAIL LIGHTS	1	EA
6	0421477	WIRE 16 R6I NONE 14	3	EA
7	3020013	Switch, Toggle Honeywell INTI 2	1	EA
8	3040070	NUT LKG HUB .500 APPLETON: P/N BL50 REG 801	1	EA
9	3040115	CONN .500 .375 .500	1	EA
10	3049986	AMP SOCKET CONTACT	1	EA
11	5560034	NUT LKG 10 24	6	EA

DRIVE LIGHTS PG ANSI A46JE-04-000159 AND AFTER AND CE A46JE-01-010860 AND AFTER

アイテム	部品番号	名前	数量	UOM
12	5560649	SCR TRHD #10 24 1.00	6	EA
13	970009	Capscrew 1/4 20 x 1/2 inch lon	7	EA
14	971339	BLT HEXHD .750 10 X 2.50 GR5	2	EA
15	986019	WSHR FLAT .250	7	EA
16	987099	WSHR LOCK .250	7	EA
17	987179	WSHR LOCK .750	2	EA

LIGHT PACKAGE LED PG

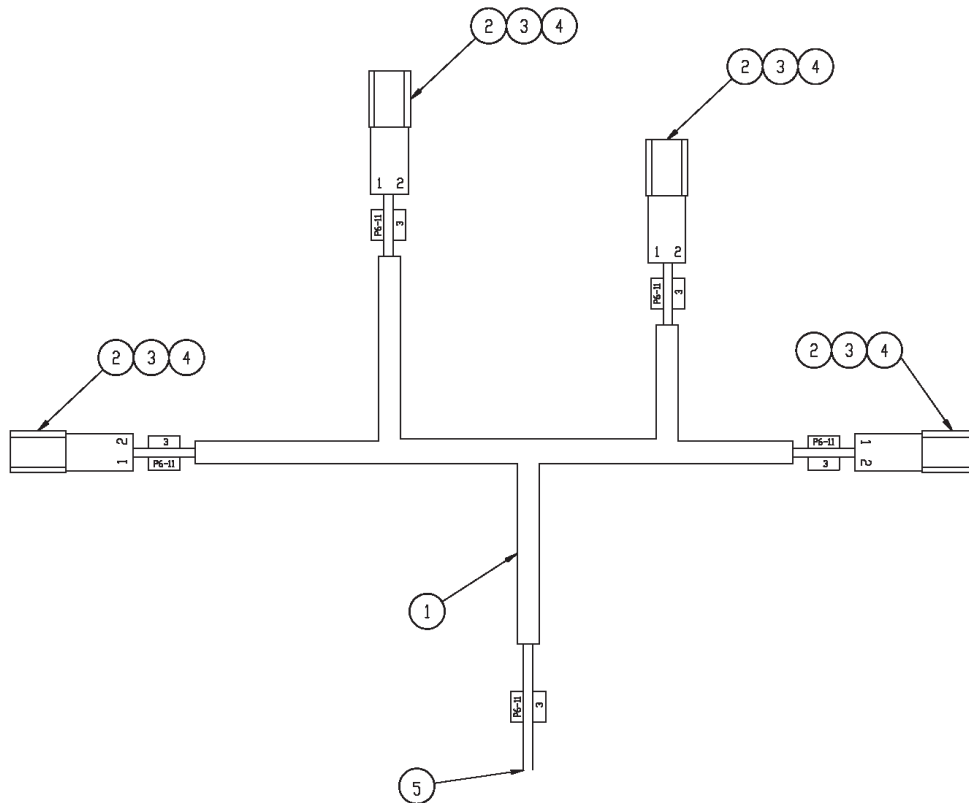
OPTIONS

NO IMAGE AVAILABLE
(BOM FOR REFERENCE ONLY)

アイテム	部品番号	名前	数量	UOM
	0260901 A	LIGHT PACKAGE LED PG		EA
1	0072012	PLATF BOX COURTESY LIGHT	1	EA
2	0260899	WORK LIGHTS PG	1	EA
3	0260900	DRIVE LIGHTS PG	1	EA
4	A26035A	HEAD/TAIL/WORK LIGHT PG	1	EA

HARNESS DRIVING LIGHTS TAIL LIGHTS PG ANSI A46JE-04-000159 AND AFTER

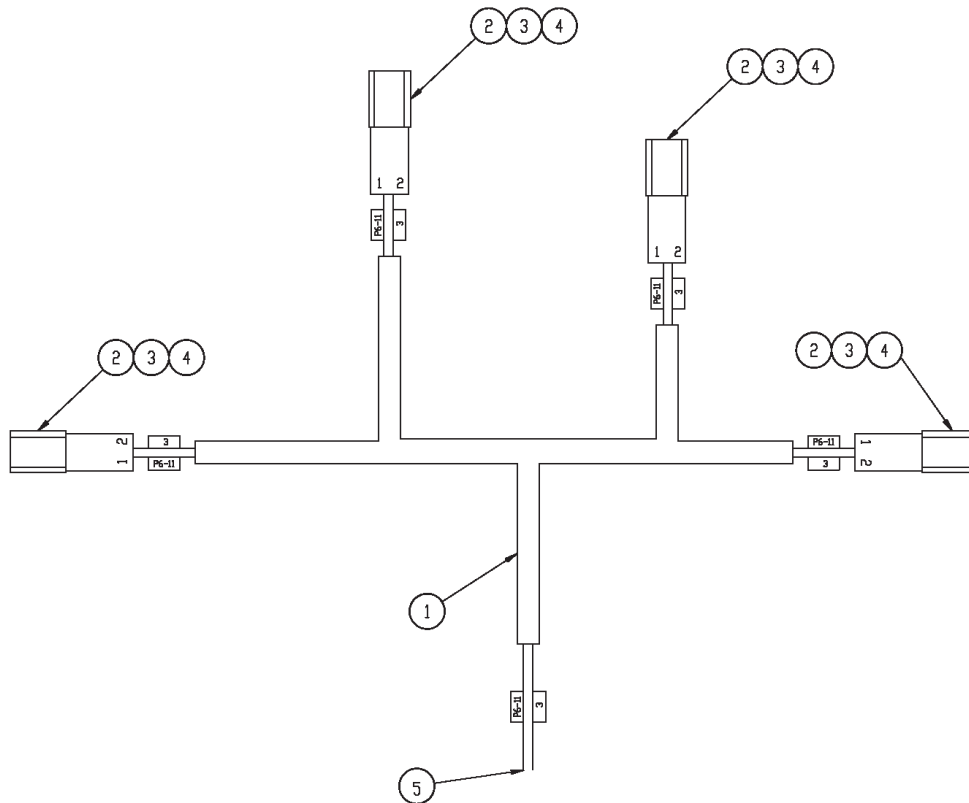
OPTIONS



アイテム	部品番号	名前	数量	UOM
	0260897 A	HARNESS DRIVING/TAIL LIGHTS PG CE AFTER S/N A46JE 01 010860		EA
	0260897A	HARNESS DRIVING/TAIL LIGHTS PG CE AFTER S/N A46JE 01 010860		EA
1	3011802	CABLE 18GA/2 CONDUCTOR WIRE 18/2 TYPE SJOBLACK JACKETCABL	A/R	EA
2	3049803	CONNECTOR 2 PIN DEUTSCH PLUG	4	EA
3	3049807	LOCK WEDGE 2 PIN DEUTSCH PLUG	4	EA
4	3040342	SOCKET CONTACT SIZE 16 16/18GA	8	EA
5	3049986	AMP SOCKET CONTACT	1	EA

HARNESS DRIVING LIGHTS TAIL LIGHTS PG ANSI A46JE-04-000159 AND AFTER

OPTIONS



アイテム	部品番号	名前	数量	UOM
	0260897A 1	HARNESS DRIVING/TAIL LIGHTS PG CE AFTER S/N A46JE 01 010860		EA
	0260897A	HARNESS DRIVING/TAIL LIGHTS PG CE AFTER S/N A46JE 01 010860		EA
1	3011802	CABLE 18GA/2 CONDUCTOR WIRE 18/2 TYPE SJOBLACK JACKETCABL	A/R	EA
2	3049803	CONNECTOR 2 PIN DEUTSCH PLUG	4	EA
3	3049807	LOCK WEDGE 2 PIN DEUTSCH PLUG	4	EA
4	3040342	SOCKET CONTACT SIZE 16 16/18GA	8	EA
5	3049986	AMP SOCKET CONTACT	1	EA

AIRLINE TO PLATFORM STEEL PLATFORM

OPTIONS

NO IMAGE AVAILABLE
(BOM FOR REFERENCE ONLY)

アイテム	部品番号	名前	数量	UOM
	0260200 0	AIRLINE TO PLATFORM STEEL PLATFORM		EA
1	0260294	AIR HOSE, PLATF MNT AB46J RT E – ITEM NOT SHOWN	1	EA
2	0260295	AIR HOSE, TRNTBL MNT AB46RT E – ITEM NOT SHOWN	1	EA
3	5010024	HOSE .50 ID AIR HOSE	75	EA
4	5093004	CLP CUSH .750 VINYL COATED	3	EA
5	5260013	FTG ADPTR MALE 8N 8 BARBED	2	EA
6	5550010	CLP WORM DRV .50 1.06 SAE#10	2	EA
7	7714203	FTG PLUG .375 NPT SQ HD BLK	2	EA
8	7734704	90' STREET ELBOW 1/2 in NPT	1	EA

AIRLINE TO PLATFORM ALUMINUM PLATFORM

OPTIONS

NO IMAGE AVAILABLE
(BOM FOR REFERENCE ONLY)

アイテム	部品番号	名前	数量	UOM
	0260447	AIRLINE TO PLATFORM ALUMINUM PLATFORM		EA
1	0080759	ANGLE	1	EA
2	0260295	AIR HOSE, TRNTBL MNT AB46RT E – ITEM NOT SHOWN	1	EA
3	5010024	HOSE .50 ID AIR HOSE	75	EA
4	5093004	CLP CUSH .750 VINYL COATED	3	EA
5	5260013	FTG ADPTR MALE 8N 8 BARBED	2	EA
6	5550010	CLP WORM DRV .50 1.06 SAE#10	2	EA
7	7714203	FTG PLUG .375 NPT SQ HD BLK	2	EA
8	7734704	90' STREET ELBOW 1/2 in NPT	1	EA

EXTREME PROTECTION KIT

OPTIONS

NO IMAGE AVAILABLE
(BOM FOR REFERENCE ONLY)

アイテム	部品番号	名前	数量	UOM
	0260651	EXTREME PROTECTION KIT		EA
1	0071654	PLATFORM CONTROL BOX COVER TB ATB	1	EA
2	0260649	OPTIONAL BOOM BRUSH KIT	1	EA
3	0260654	OPT SANDBLAST KIT	1	EA
4	0261073	ASSY SANDBLAST COVER	1	EA

SANDBLAST KIT

OPTIONS

NO IMAGE AVAILABLE
(BOM FOR REFERENCE ONLY)

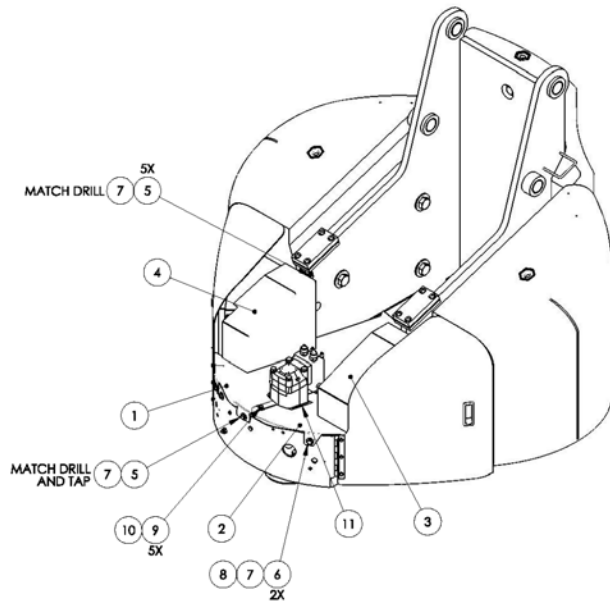
アイテム	部品番号	名前	数量	UOM
	0260654 C	SANDBLAST KIT		EA
1	0260652	BELLOWS, CYLINDER BOOM RISER, AB46 – ITEM NOT SHOWN	1	EA
2	0260653	BELLOWS, CYLINDER BOOM RISER, AB46 – ITEM NOT SHOWN	1	EA
3	5550030	CLP WORM DRV 1.50 2.50 SAE#32	3	EA
4	0260659	BELLOWS, MASTER CYLINDER, AB46 – ITEM NOT SHOWN	1	EA
5	0261067	BELLOWS STEERING CYLINDER	2	EA
6	0261068	BELLOWS AXLE CYLINDER	2	EA
7	0261072	JIB CANVAS COVER	1	EA
8	058491 025	Bolt HexSetScrew DIN933 M6 x 2	2	EA

SANDBLAST KIT

アイテム	部品番号	名前	数量	UOM
9	056069 006	WSHR STEELFLATWSHE M6 DIN125A	2	EA
10	056021 006	WASHER SPRING WASHER M6 DIN 127B GR8.8 ZP	2	EA
11	5550060	CLP WORM DRV 2.50 4.50 SAE#64	7	EA
12	5550050	CLP WORM DRV 2.75 3.75 SAE#52	6	EA

SANDBLAST COVER ASSEMBLY

OPTIONS



- NOTES:
1. LAY ACCUMULATOR DOWN INSIDE TURNABLE AND TIE STRAP TO HOSES.
 2. ROTATE HORN TO LAY BELOW COVERS.
 3. ATTACH TRIM LOCK TO BOTTOM EDGES OF 0261076 AND 0261077 AND AROUND SWING DRIVE.

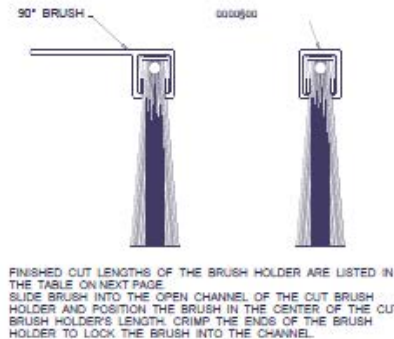
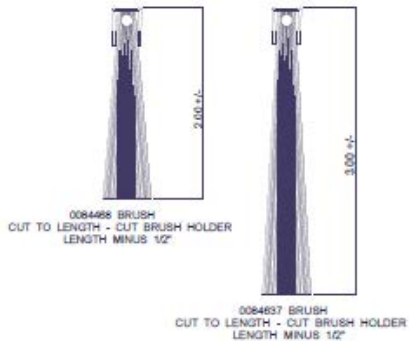
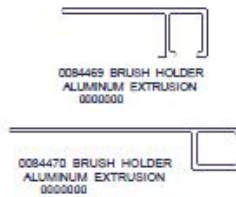
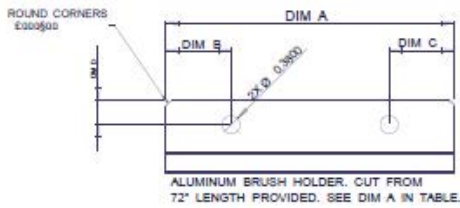
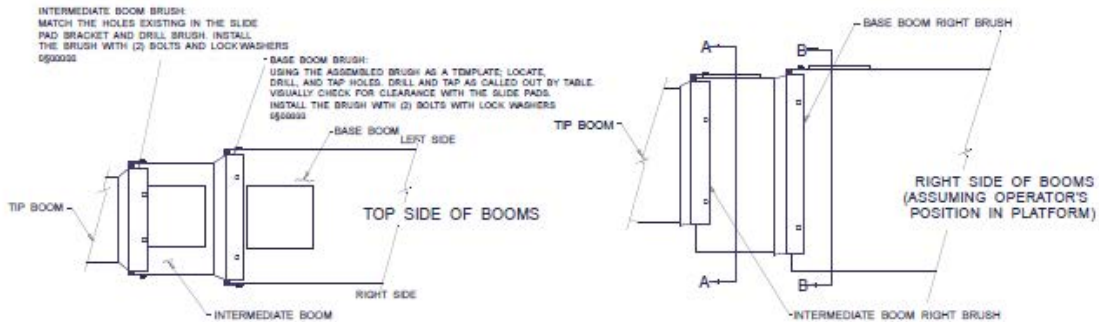
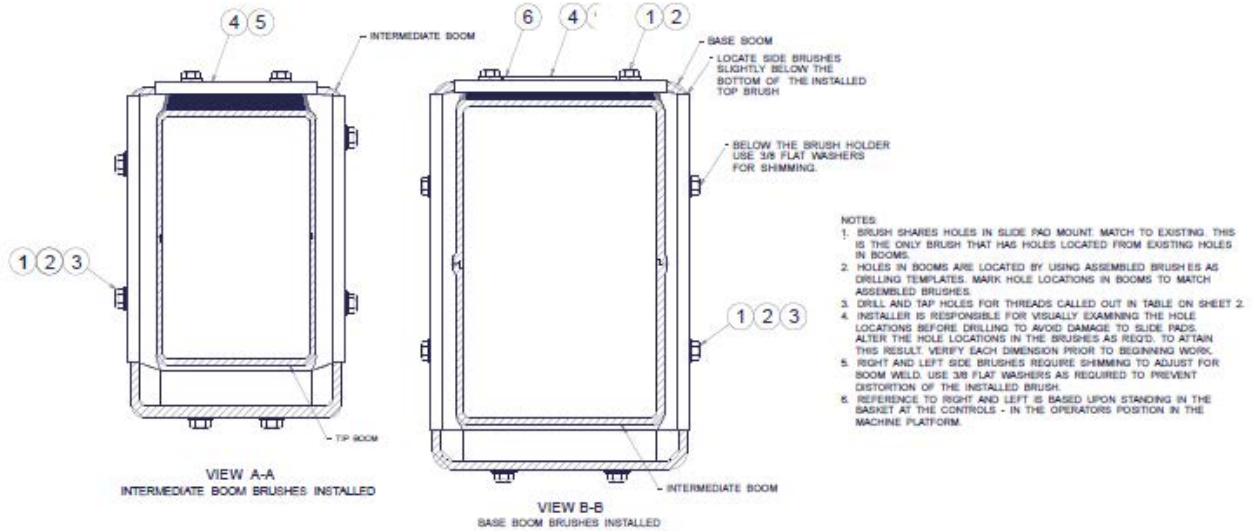
アイテム	部品番号	名前	数量	UOM
	0261073 A	SANDBLAST COVER ASSEMBLY		EA
1	0261074 8	PLT COVER SANDBLAST LH	1	EA
2	0261075 8	PLT COVER SANDBLAST RH	1	EA
3	0261076 8	PLT COVER SANDBLAST OIL	1	EA
4	0261077 8	PLT COVER SANDBLAST BOX	1	EA
5	970449	HHD BLT .375 16 X .750 GR5	5	EA
6	970469	HHD BLT .375 16 X 1.00 GR5	2	EA
7	986299	WASHER, FLAT, .375 STANDARD, PLATED	7	EA
8	5560033	.375 16UNC HEX LOCK NUT	2	EA

SANDBLAST COVER ASSEMBLY

アイテム	部品番号	名前	数量	UOM
9	5563141	BLT HX WSHR HD M8 1.25X25 DOG PT	5	EA
10	5563142	TAPPED BARREL U MAX M8X1.25	5	EA
11	5563170	TRIM LOK .188 RUBBER EDGE – ITEM NOT SHOWN	5	EA

OPTIONAL BOOM BRUSH KIT

OPTIONS



A17052F C

OPTIONAL BOOM BRUSH KIT

TABLE OF ASSEMBLED BRUSH LENGTHS FOR AB46 (NOTE 4)					
DIMENSIONS	DIM A	DIM B	DIM C	DIM D	REQ'D
BASE BOOM RIGHT BRUSH	8 1/4"	1 7/8"	1 7/8"	1/2"	1
BASE BOOM LEFT BRUSH	6"	1/2"	1/2"	1/2"	1
BASE BOOM TOP BRUSH	6 3/4"	7/8"	7/8"	1/2"	1

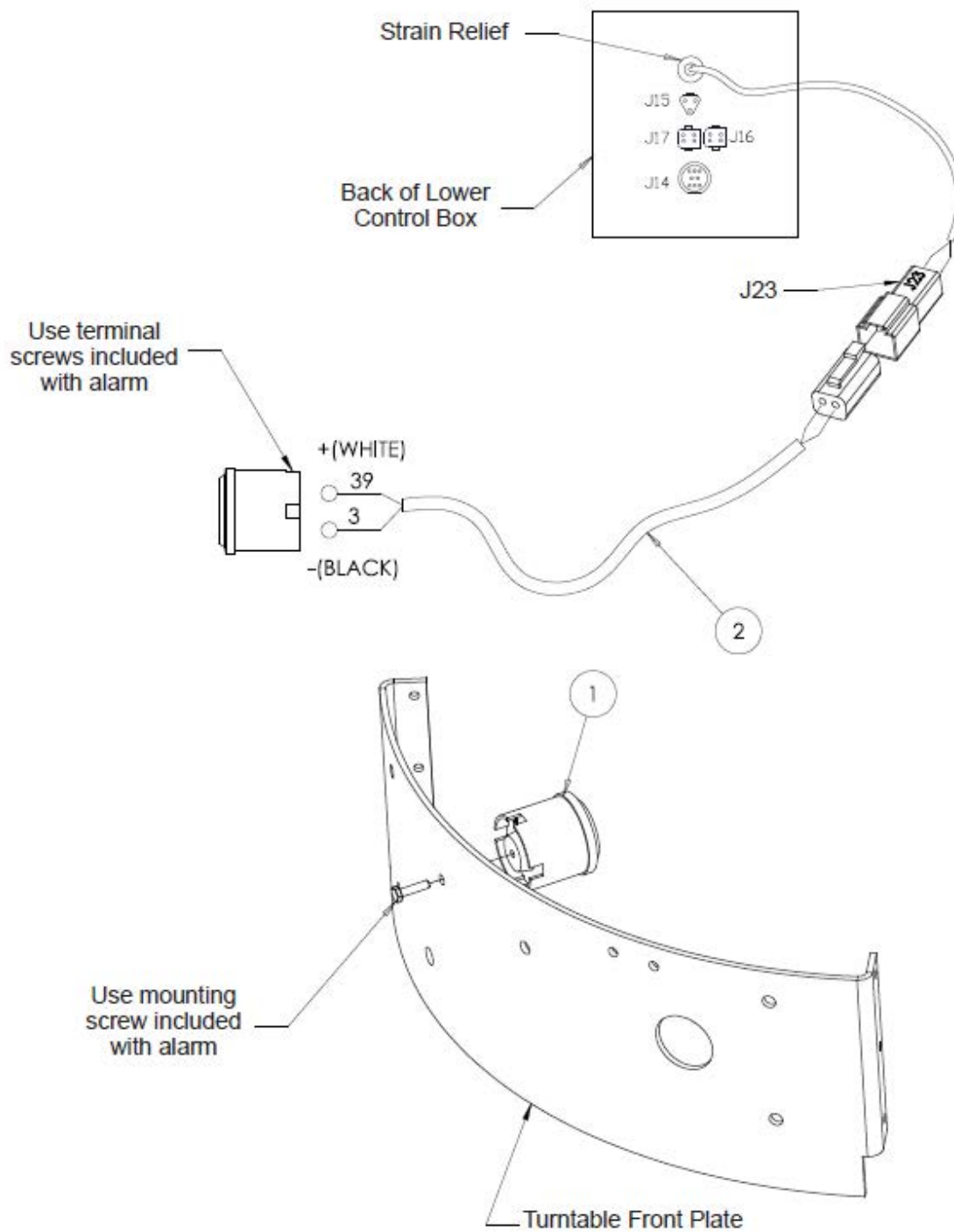
アイテム	部品番号	名前	数量	UOM
	0260649 E	OPTIONAL BOOM BRUSH KIT	1	EA
1	986019	WSHR FLAT .250	6	EA
2	987099	WSHR LOCK .250	12	EA
3	970029	BLT .25 20 .750	12	EA
4	0084468	BRUSH	1	EA
5	0084469	BRUSH HOLDER 90 DEG	1	EA

OPTIONAL BOOM BRUSH KIT

アイテム	部品番号	名前	数量	UOM
6	0260733	BRUSH HOLDER MTG BRKT	3	EA
7	A17052F	BOOM BRUSH ASSEMBLY DRAWING	REF ONLY	EA

MOTION ALARM AB46

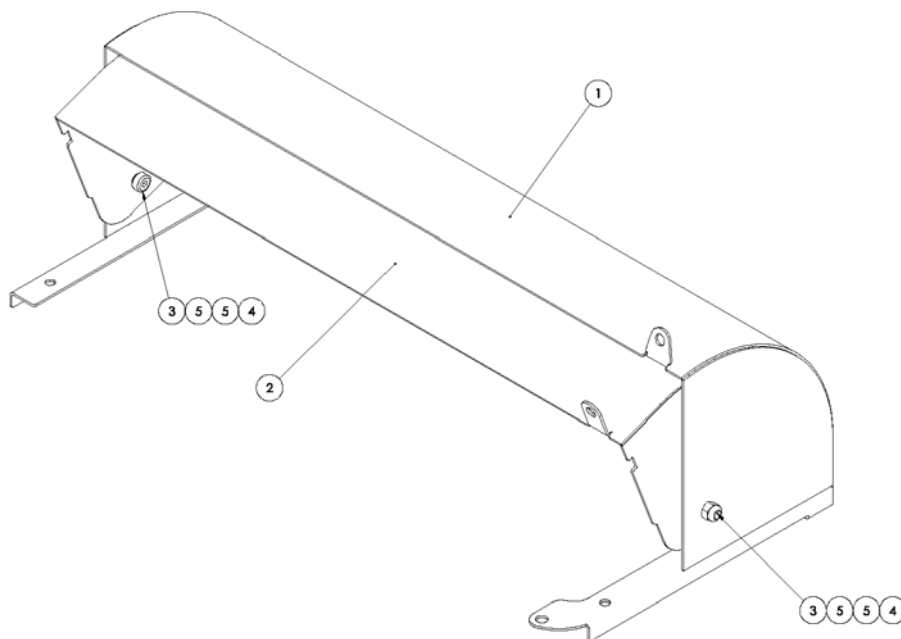
OPTIONS



アイテム	部品番号	名前	数量	UOM
	0260260 A	MOTION ALARM AB46		EA
2	0260484	WIRING HARNESS, MOTION ALARM	1	EA
1	3040593	ALARM 97 DECIBEL	1	EA

UPPER CONTROL BOX COVER ASSEMBLY METAL

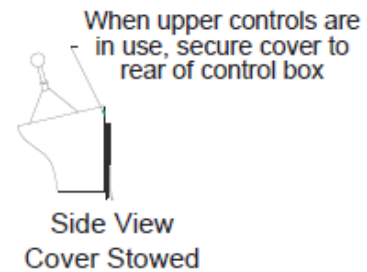
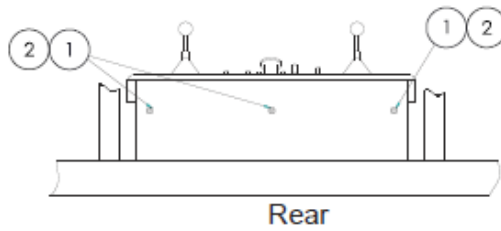
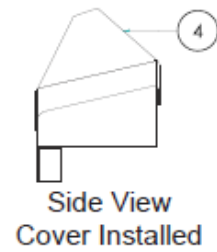
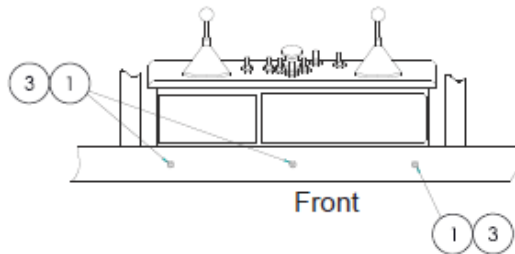
OPTIONS



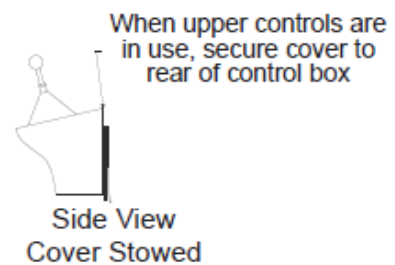
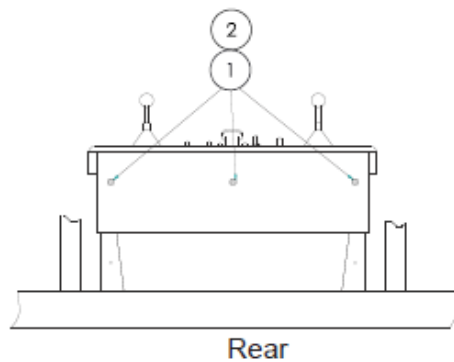
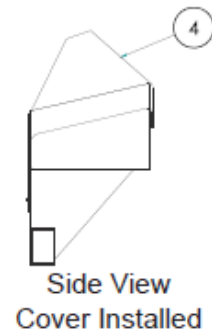
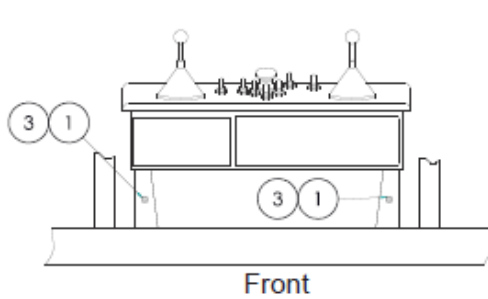
アイテム	部品番号	名前	数量	UOM
	0261218 B	UPPER CONTROL BOX COVER ASSEMBLY METAL		EA
1	0261208	WLDMT, UCB COVER	1	EA
2	0261215	WLDMT, UCB COVER FRONT	1	EA
3	5560618	BLT SKTHD SHLDR .375 .375 HEX .313 18 .500 GR8	2	EA
4	5560031	NUT HEX LKG .313 18	2	EA
5	986269	WSHR FLAT .313	4	EA

UPPER CONTROL BOX COVER

OPTIONS



Steel Platforms

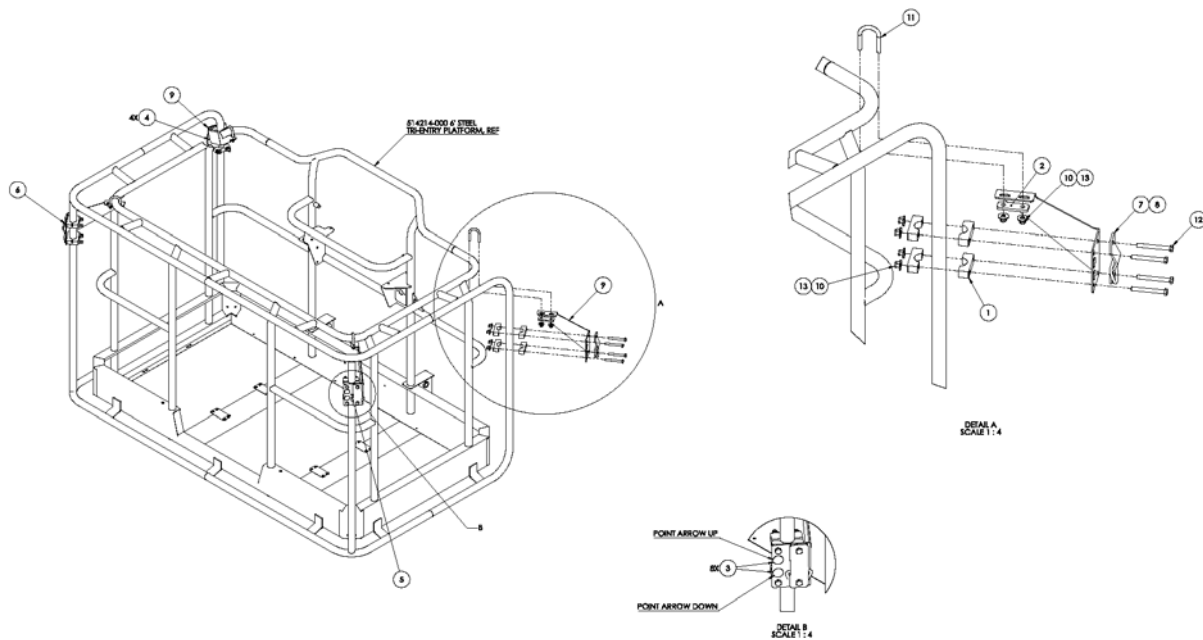


Aluminum Platforms

アイテム	部品番号	名前	数量	UOM
	0071654 D	UPPER CONTROL BOX COVER		EA
1	PNNA	SNAP FASTENER – INCLUDED WITH COVER	6	EA
2	5560657	POP RIVET 1/8 INCH ALUMINUM #RVT AD48 ABS	3	EA
3	5560656	RVT POP .125 DIA .375 DMD STL	3	EA
*	5560656	RVT POP .125 DIA .375 DMD STL	2	EA
4	0073076	UPPER CONTROL BOX COVER – STANDARD	1	EA
*	0074782	UPPER CONTROL BOX COVER – FIRE RESISTANT	1	EA

FALL RESTRAINT ASSEMBLY 6' STEEL PLATFORM

OPTIONS



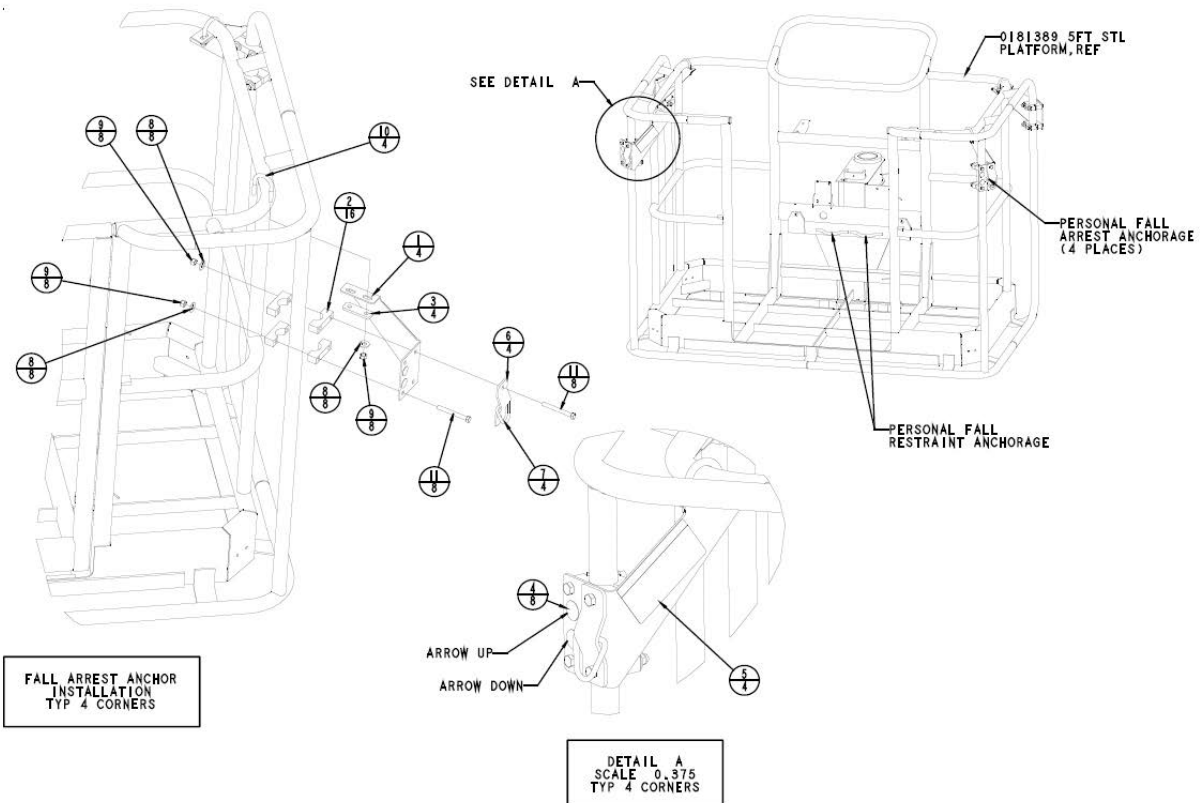
アイテム	部品番号	名前	数量	UOM
	0261096 B	FALL RESTRAINT ASSEMBLY 6' STEEL PLATFORM		EA
1	0182139	CLAMP, PFAS LANYARD MOUNT	16	EA
2	0182140	DOUBLER, PFAS LANYARD MOUNT	4	EA
3	0182147	DECAL, DO NOT LIFT	8	EA
4	0182149	DECAL, DANGER PFAS FALLING HAZARD	4	EA
5	0261094	BRKT REAR BUMPER MNT RH	1	EA

FALL RESTRAINT ASSEMBLY 6' STEEL PLATFORM

アイテム	部品番号	名前	数量	UOM
6	0261095	BRKT, REAR BUMPER MNT LH	1	EA
7	0360891	BRACKET, PFAS LANYARD ATTACHMENT	4	EA
8	0360892	D Ring, Fall Restraint	4	EA
9	1430794	BRACKET , FRONT BUMPER MOUNT	2	EA
10	5560033	.375 16UNC HEX LOCK NUT	24	EA
11	5563028	U BOLT, .375 16 X 1.5D	4	EA
12	5563029	BLT HEXHD .375 16 3.25 GR8	16	EA
13	986299	WASHER, FLAT, .375 STANDARD, PLATED	24	EA

PERSONAL FALL ARREST LANYARD ATTACHMENT

OPTIONS



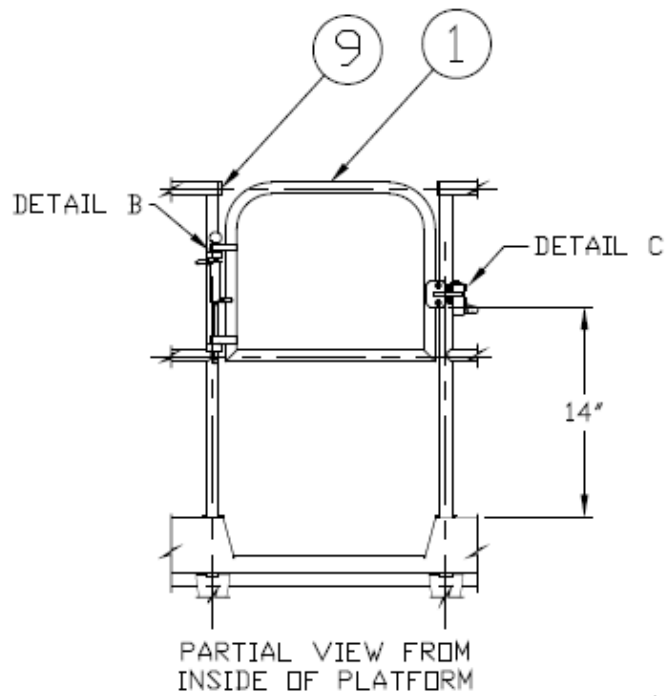
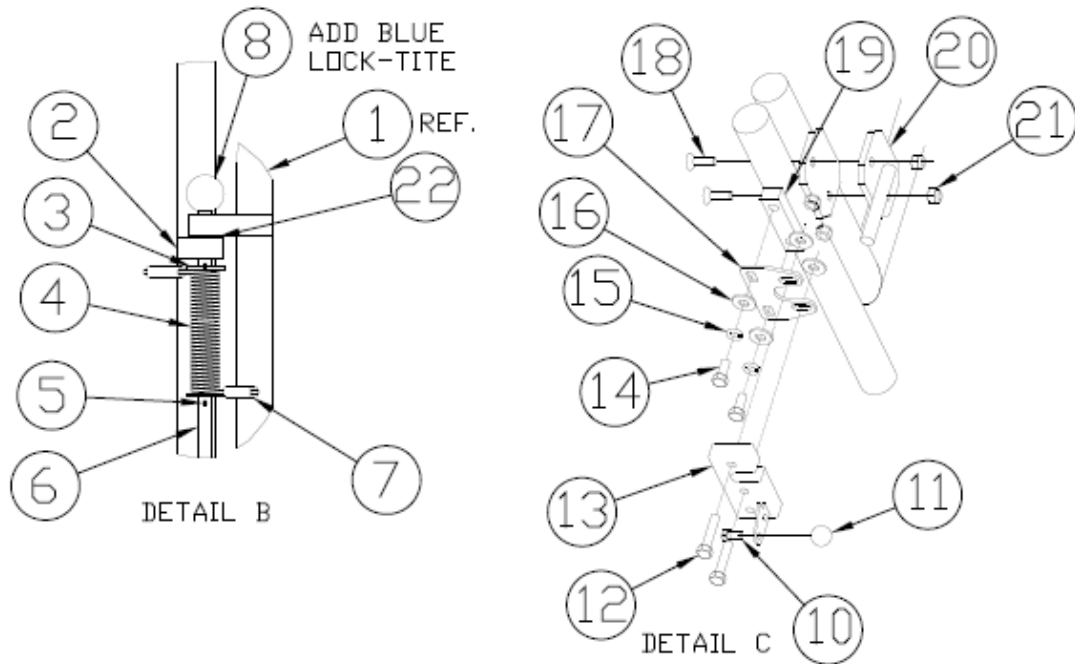
アイテム	部品番号	名前	数量	UOM
	0182146 C	PERSONAL FALL ARREST ANCHORAGE		EA
1	0182138	BRACKET, PFAS LANYARD MOUNT	4	EA
2	0182139	CLAMP, PFAS LANYARD MOUNT	16	EA
3	0182140	DOUBLER, PFAS LANYARD MOUNT	4	EA
4	0182147	DECAL, DO NOT LIFT	8	EA
5	0182149	DECAL, DANGER PFAS FALLING HAZARD	4	EA
6	0360891	BRACKET, PFAS LANYARD ATTACHMENT	4	EA

PERSONAL FALL ARREST LANYARD ATTACHMENT

アイテム	部品番号	名前	数量	UOM
7	0360892	D Ring, Fall Restraint	4	EA
8	986299	WASHER, FLAT, .375 STANDARD, PLATED	24	EA
9	5560033	.375 16UNC HEX LOCK NUT	24	EA
10	5563028	U BOLT, .375 16 X 1.5D	4	EA
11	5563029	BLT HEXHD .375 16 3.25 GR8	8	EA
*	0182150	PFAS USERS MANUAL – ITEM NOT SHOWN	1	EA

SWING GATE INSTALLATION AB46

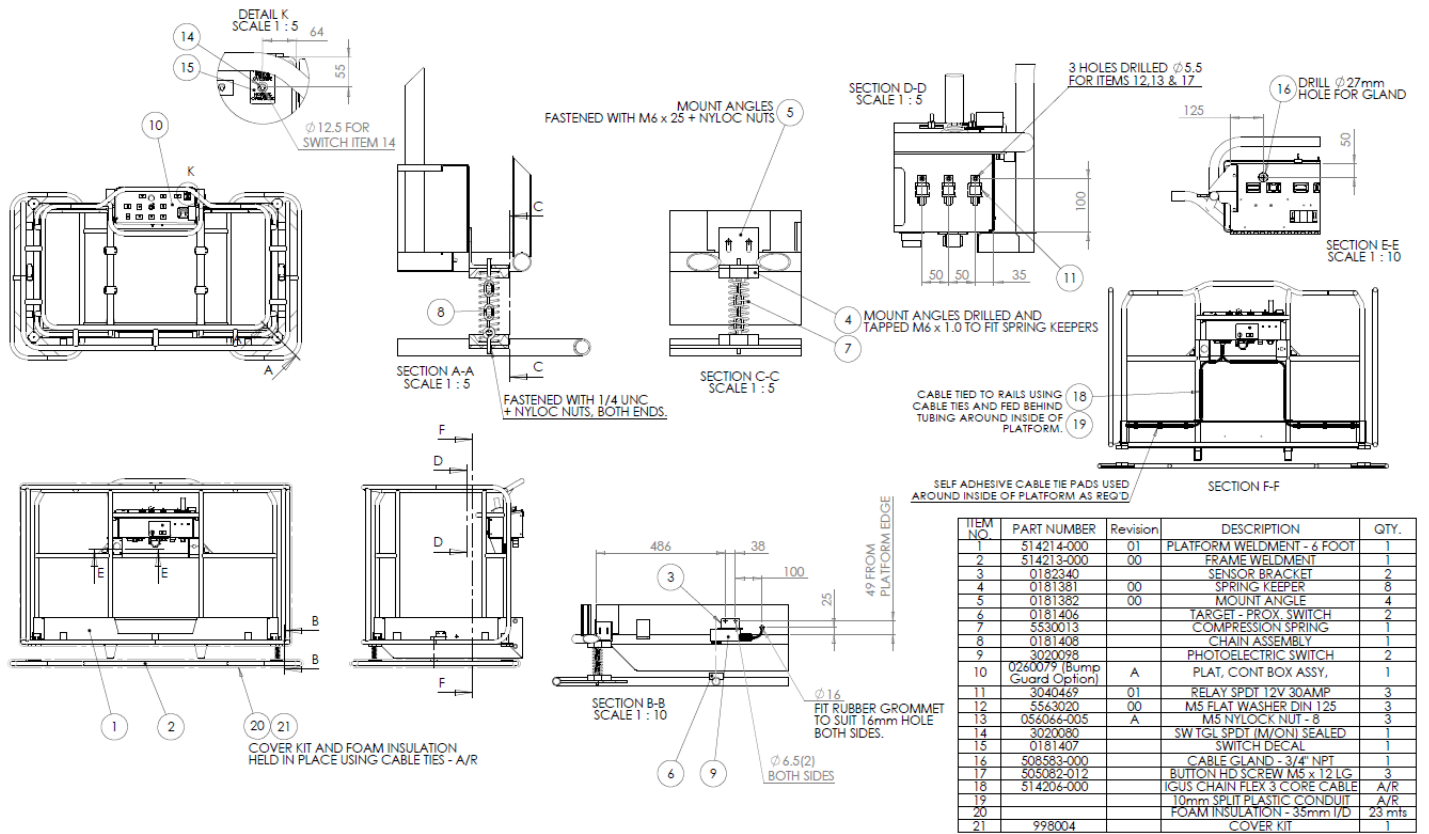
OPTIONS



アイテム	部品番号	名前	数量	UOM
	0260648 C	SWING GATE INSTALLATION AB46		EA
1	0420198	WLDMT, GATE SWING SIDE	1	EA
2	0420235	BLOCK HINGE GATE STEEL PLATFORM	2	EA
3	986359	FLATWASHER 1/2"	2	EA
4	0071837	TORSION SPRING BASKET MODIF.	1	EA
5	988179	COTTER PIN, 1/8 DIA. X 1" LG.	2	EA
6	0420632	PIN 0.50 4.859 GRIP	1	EA
7	5010007	HOSE VACUUM .156 ID 4.0MM	3 IN	EA
8	2667500	95 BALL KNOB 1 3/8 X 1/2 13	1	EA
9	0181485	END CAP	2	EA
10	970009	Capscrew 1/4 20 x 1/2 inch lon	1	EA
11	302555	KNOB ROUND .25 20NC FEMALE DIM	1	EA
12	970279	BLT HEXHD .313 18 1.50 GR5	2	EA
13	300492	LATCH LH TRAY ROTARY LOCK	1	EA
14	970239	BLT HEXHD .313 18 .750 GR5	2	EA
15	987109	WSHR LOCK .313	2	EA
16	986269	WSHR FLAT .313	4	EA
17	0421519 5	PLT LATCH MNT SWING GATE	1	EA
18	972259	BLT FLSKTHD .313 18 1.00	2	EA
19	0421530	PLT, TAPPED	1	EA
20	0421529 5	WLDMT STRIKER SWING GATE	1	EA
21	5560031	NUT HEX LKG .313 18	4	EA
22	2572007	BRG .500ID .625OD .625	4	EA
	A26018A	SWING GATE INSTALL AB46JE/JRT		EA

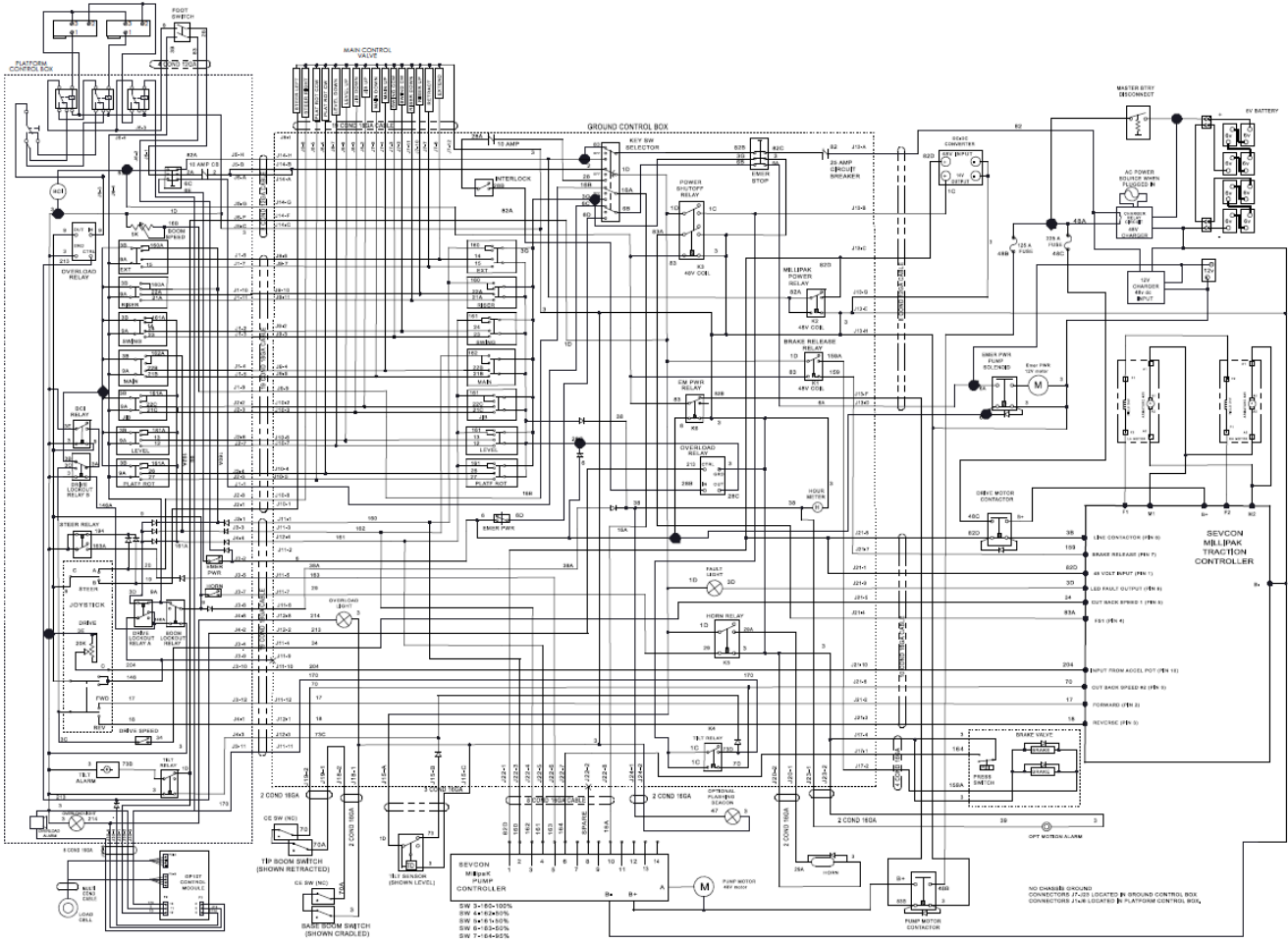
PLATFORM BUMPGUARD SYSTEM CE

OPTIONS



ITEM NO.	PART NUMBER	Revision	DESCRIPTION	QTY.
1	514214-000	01	PLATFORM WELDMENT - 6 FOOT	1
2	514213-000	00	FRAME WELDMENT	1
3	0182340		SENSOR BRACKET	2
4	0181381	00	SPRING KEEPER	8
5	0181382	00	MOUNT ANGLE	4
6	0181406		TARGET - PROX. SWITCH	2
7	5530013		COMPRESSION SPRING	2
8	0181408		CHAIN ASSEMBLY	1
9	3020098		PHOTOELECTRIC SWITCH	2
10	0260079 (Bump Guard Option)	A	PLAT. CONT BOX ASSY.	1
11	3040469	01	RELAY SPDT 12V 30AMP	3
12	5563020	00	M5 FLAT WASHER DIN 125	3
13	056066-005	A	M5 NYLOCK NUT - 8	3
14	3020080		SW TGL SPDT IM/ONI SEALED	1
15	0181407		SWITCH DECAL	1
16	508533-000		CABLE GLAND - 3/4" NPT	1
17	505082-012		BUTTON HD SCREW M5 x 12 LG	3
18	514206-000		IGUS CHAIN FLEX 3 CORE CABLE	A/R
19			10mm SPLIT PLASTIC CONDUIT	A/R
20			FOAM INSULATION - 35mm I/D	23 mts
21	998004		COVER KIT	1

PLATFORM BUMPGUARD SYSTEM CE



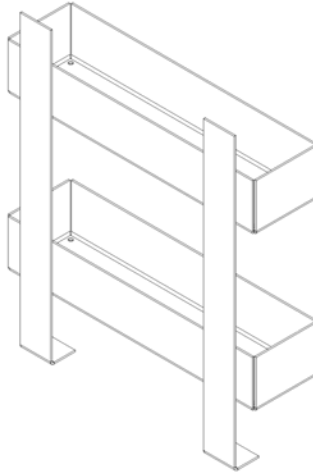
アイテム	部品番号	名前	数量	UOM
	514211 000	PLATFORM BUMPGUARD SYSTEM CE		EA
1	514214 000	PLATFORM WELDMENT 6 FOOT	1	EA
2	514213 000	FRAME WELDMENT	1	EA
3	0182340	SENSOR BRKT	2	EA
4	0181381	SPRING KEEPER	8	EA
5	0181382	SPRING KEEPER MOUNT ANGLE	4	EA
6	0181406	TARGET PROXIMITY SWITCH INSTL	2	EA

PLATFORM BUMPGUARD SYSTEM CE

アイテム	部品番号	名前	数量	UOM
7	5530013	SPRING COMPRESSION 1.50 O.D. X	1	EA
8	0181408	CHAIN ASSY	1	EA
9	3020098	ASSY PHOTOELECTRIC SWITCH	2	EA
10	0260079	PLAT, CONT BOX ASSY,	1	EA
11	3040469	RELAY SPDT 12V 30AMP SONG	3	EA
12	5563020	WASHER FLAT M5	3	EA
13	056066 005	Nut NylockNut DIN985 M5 8.0 Zi	3	EA
14	3020080	TOGGLE SWITCH	1	EA
15	0181407	PLAC PROXIMITY SW OVERRIDE	1	EA
16	508583 000	CABLE GLAND 3/4" NPT	1	EA
17	505082 012	BUTTON HD SCREW M5 x 12 LG	3	EA
18	514206 000	IGUS CHAIN FLEX 3 CORE CABLE	A/R	EA
19	PNNA	10mm SPLIT PLASTIC CONDUIT	A/R	EA
20	PNNA	FOAM INSULATION 35mm I/D	23 mts	EA
21	998004	COVER KIT	1	EA

AB46 TOOL TRAY

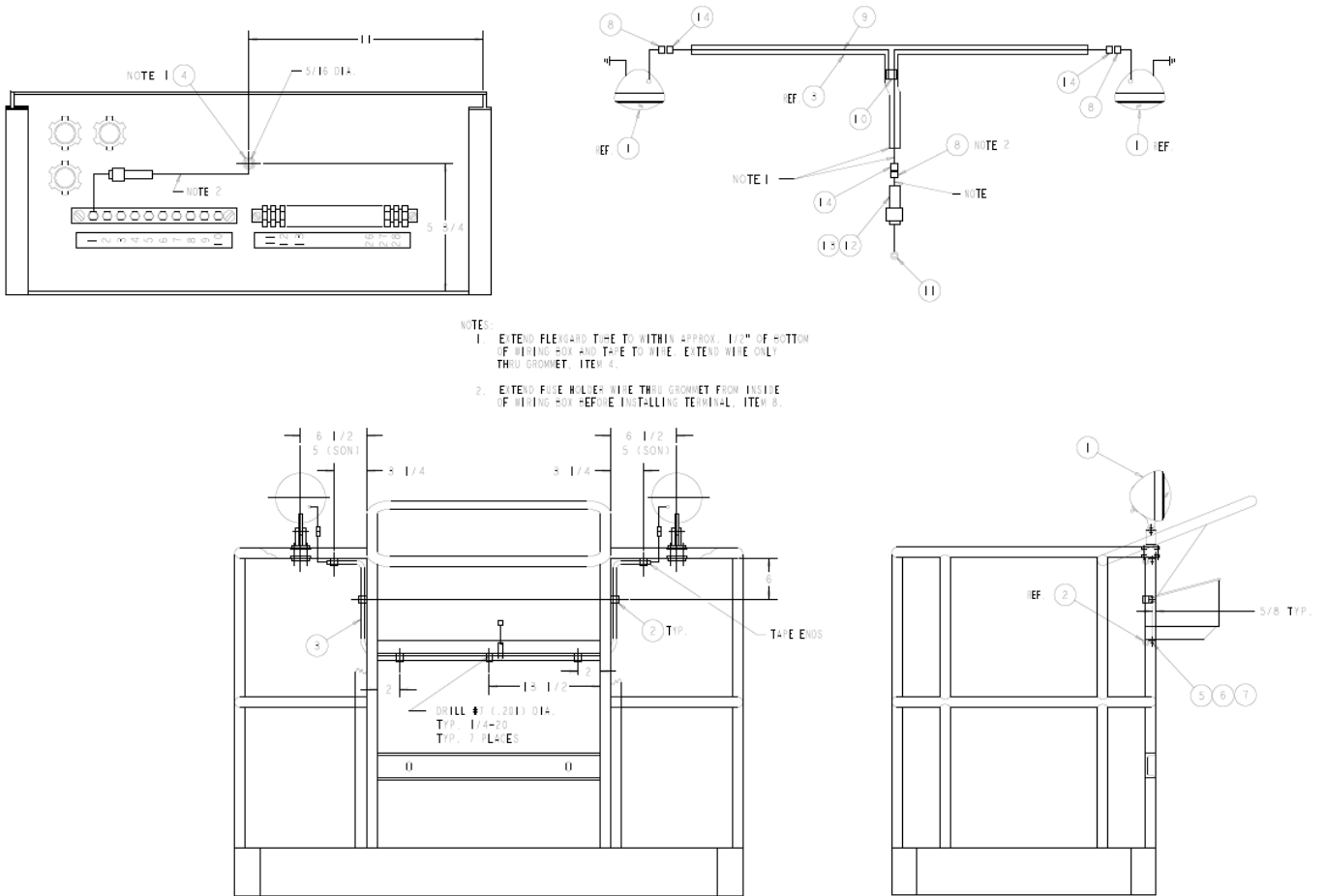
OPTIONS



アイテム	部品番号	名前	数量	UOM
	0260595 C	A46 TOOL TRAY		EA
1	5560004	NUT LKG .250 20	2	EA
2	5560291	SCR SLFTPG .313 .75 TYPE B	2	EA
3	970029	BLT .25 20 .750	2	EA
4	0260596	AB46 TOOL TRAY WLDMT	1	EA

PLATFORM WORK LIGHTS 2 FLOOD A46JE-04-0001585 AND BEFORE CE A46JE-01-010859 AND BEFORE

OPTIONS



アイテム	部品番号	名前	数量	UOM
	0080768 H	PLATFORM WORK LIGHTS 2 FLOOD A46JE 04 0001585 AND BEFORE CE A46JE 01 010859 AND BEFORE		EA
1	3067620	LIGHT FLOOD WITH CLAMP – HALOGEN	2	EA
Not Shown	3069528	LED WORK LIGHTS	2	EA
2	5093019	CLP CUSH .375 VINYL COATED	7	EA
3	3090019	TUBE FLEXGARD .250 ID	7	EA
4	5569003	GROMMET .188ID .313DIAx.125GRV	1	EA

PLATFORM WORK LIGHTS 2 FLOOD A46JE-04-0001585 AND BEFORE CE A46JE-01-010859 AND BEFORE

アイテム	部品番号	名前	数量	UOM
5	970029	BLT .25 20 .750	7	EA
6	986019	WSHR FLAT .250	7	EA
7	987099	WSHR LOCK .250	7	EA
8	3040082	TERM MALE250FI 16/14	3	EA
9	3011601	WIRE 16GA SINGLE CONDUCTOR BLK	6.66	EA
10	3040114	CONNECTOR	1	EA
11	3044161	TERM R10I 16/14	1	EA
12	3040038	FUSE HOLDER	1	EA
13	3040039	FUSE 10 AMP AGC BUSS: 10 AMP AGC	1	EA
14	3040083	TERM FEM250FI 16/14	3	EA

 WORK LIGHTS PG ANSI A46JE-04-000159 AND AFTER CE A46JE-01-010860 AND AFTER

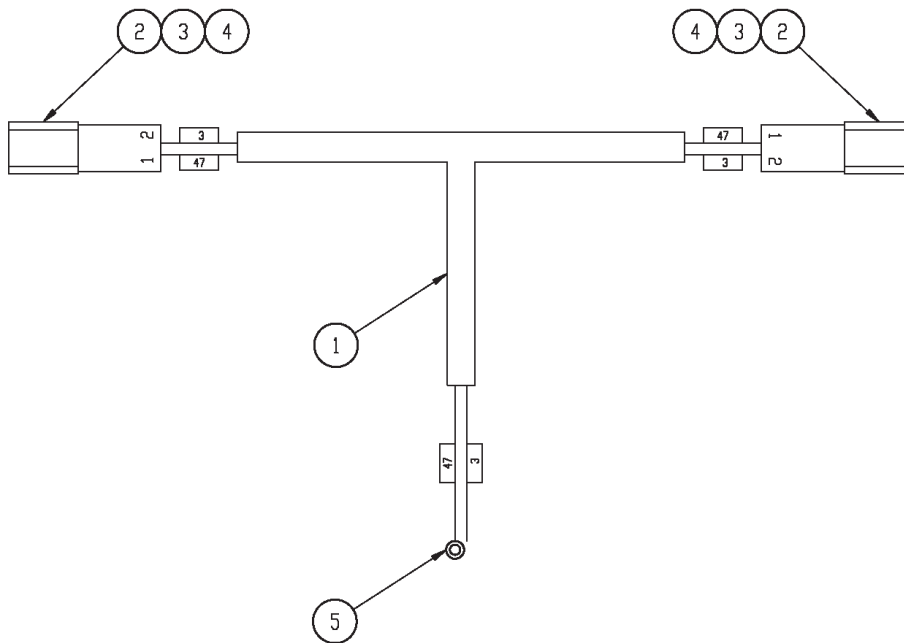
OPTIONS

NO IMAGE AVAILABLE
(BOM FOR REFERENCE ONLY)

アイテム	部品番号	名前	数量	UOM
	0260899	WORK LIGHTS PG		EA
1	0100555	CLAMP	2	EA
2	0181376	DECAL	1	EA
3	0260717 5	LIGHT MNT WLDMT	2	EA
4	0260721	LED OVAL LIGHT ASSY	2	EA
5	0260898	WIRE HARNESS PLATF WORK LIGHTS	1	EA
6	3040070	NUT LKG HUB .500 APPLETON: P/N BL50 REG 801	1	EA
7	3040115	CONN .500 .375 .500	1	EA
8	5560031	NUT HEX LKG .313 18	2	EA
9	5560033	.375 16UNC HEX LOCK NUT	2	EA
10	970279	BLT HEXHD .313 18 1.50 GR5	2	EA
11	970519	CAPSCREW 3/8 16 X 2 1/4" LG H.H.	2	EA

WIRE HARNESS PLATFORM WORK LIGHTS ANSI A46JE-04-000159 AND AFTER CE A46JE-01-010860 AND AFTER

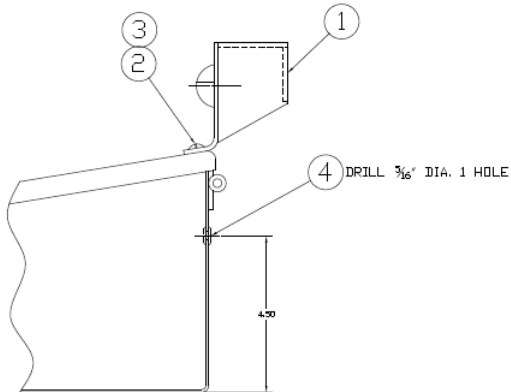
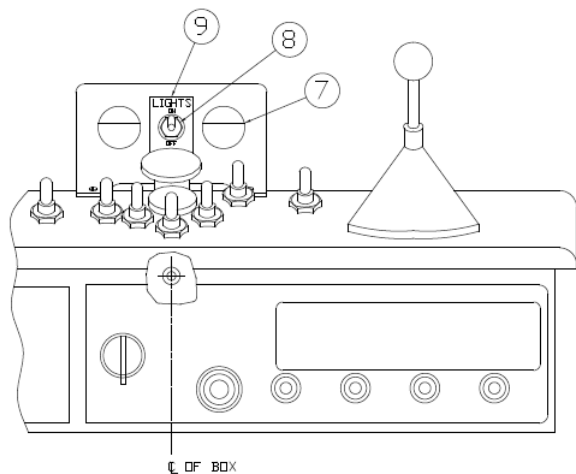
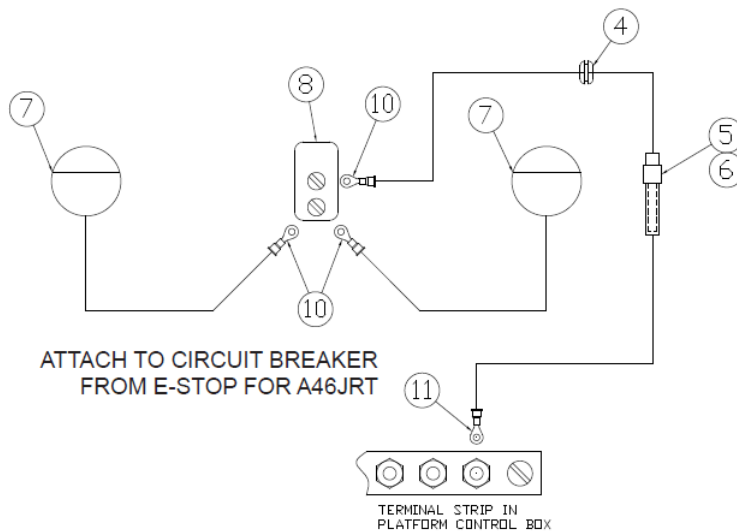
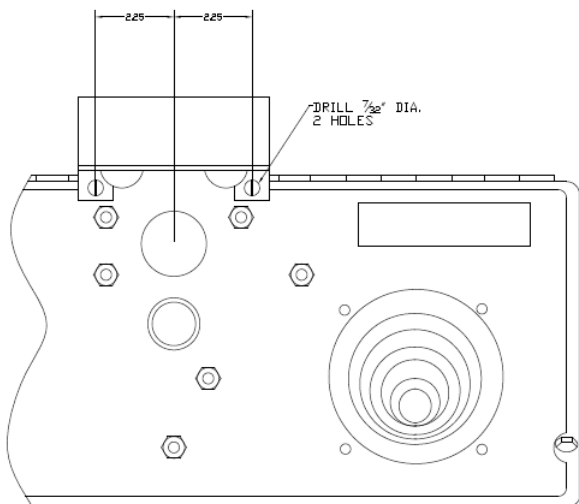
OPTIONS



アイテム	部品番号	名前	数量	UOM
	0260898 A	WIRE HARNESS PLATFORM WORK LIGHTS ANSI A46JE 04 000159 AND AFTER CE A46JE 01 010860 AND AFTER		EA
1	3011802	CABLE 18GA/2 CONDUCTOR WIRE 18/2 TYPE SJOBLACK JACKETCABL	A/R	EA
2	3049803	CONNECTOR 2 PIN DEUTSCH PLUG	4	EA
3	3049807	LOCK WEDGE 2 PIN DEUTSCH PLUG	4	EA
4	3040342	SOCKET CONTACT SIZE 16 16/18GA	8	EA
5	3044158	TERM R6I	1	EA

PLATFORM BOX COURTESY LIGHT

OPTIONS



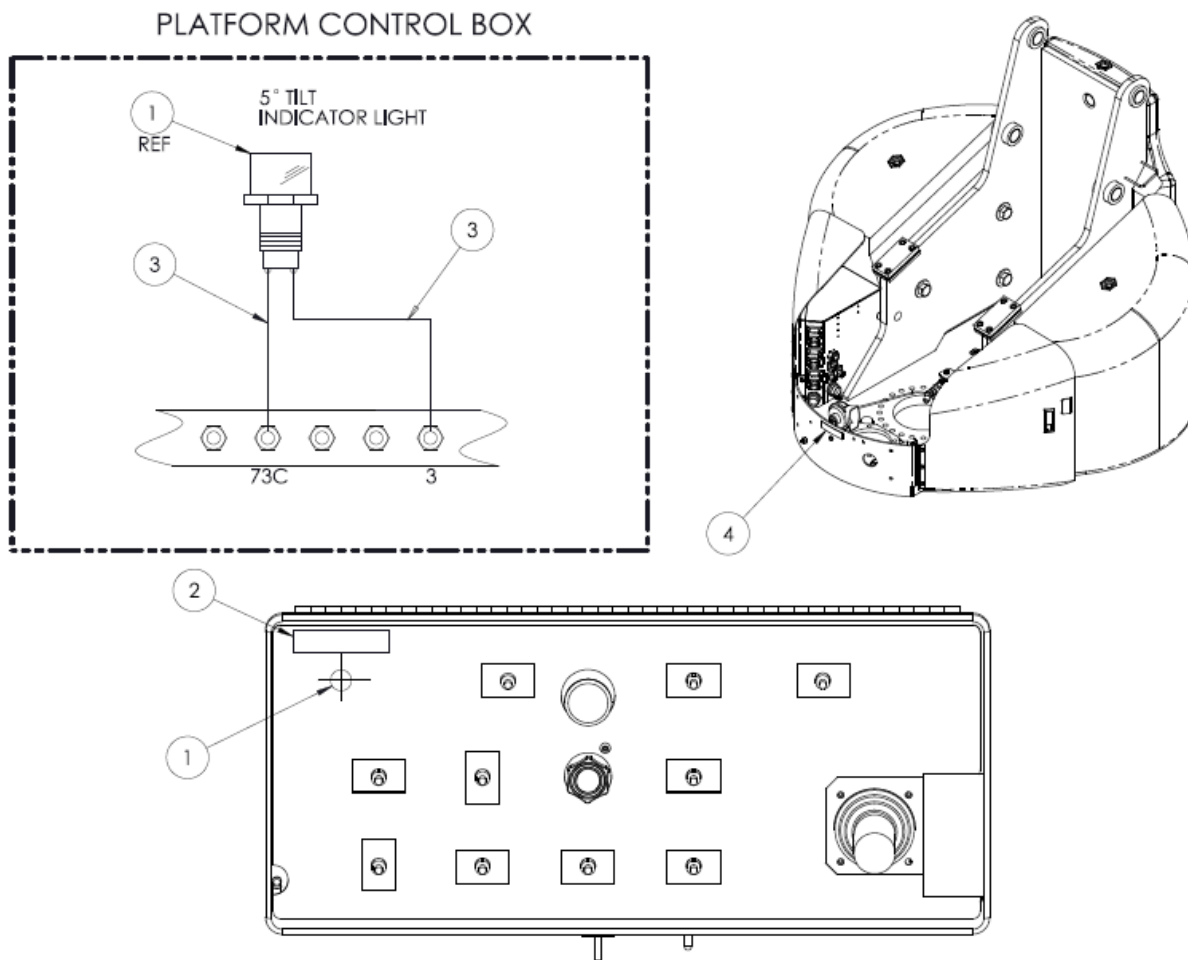
アイテム	部品番号	名前	数量	UOM
	0072012 F	PLATFORM BOX COURTESY LIGHT		EA
1	0072004	LIGHT BRACKET WLDMT	1	EA
2	5560648	SCR RDHD 10 24 .750	2	EA
3	5560034	NUT LKG 10 24	2	EA
4	5569003	GROMMET .188ID .313DIAX.125GRV	1	EA
5	3040038	FUSE HOLDER	1	EA

PLATFORM BOX COURTESY LIGHT

アイテム	部品番号	名前	数量	UOM
6	3040039	FUSE 10 AMP AGC BUSS: 10 AMP AGC	1	EA
7	3060008	COURTESY LIGHT	2	EA
8	3020013	Switch, Toggle Honeywell INTI 2	1	EA
9	0181376	DECAL	1	EA
10	3044158	TERM R6I	3	EA
11	3044161	TERM R10I 16/14	1	EA

TILT LIGHT

OPTIONS



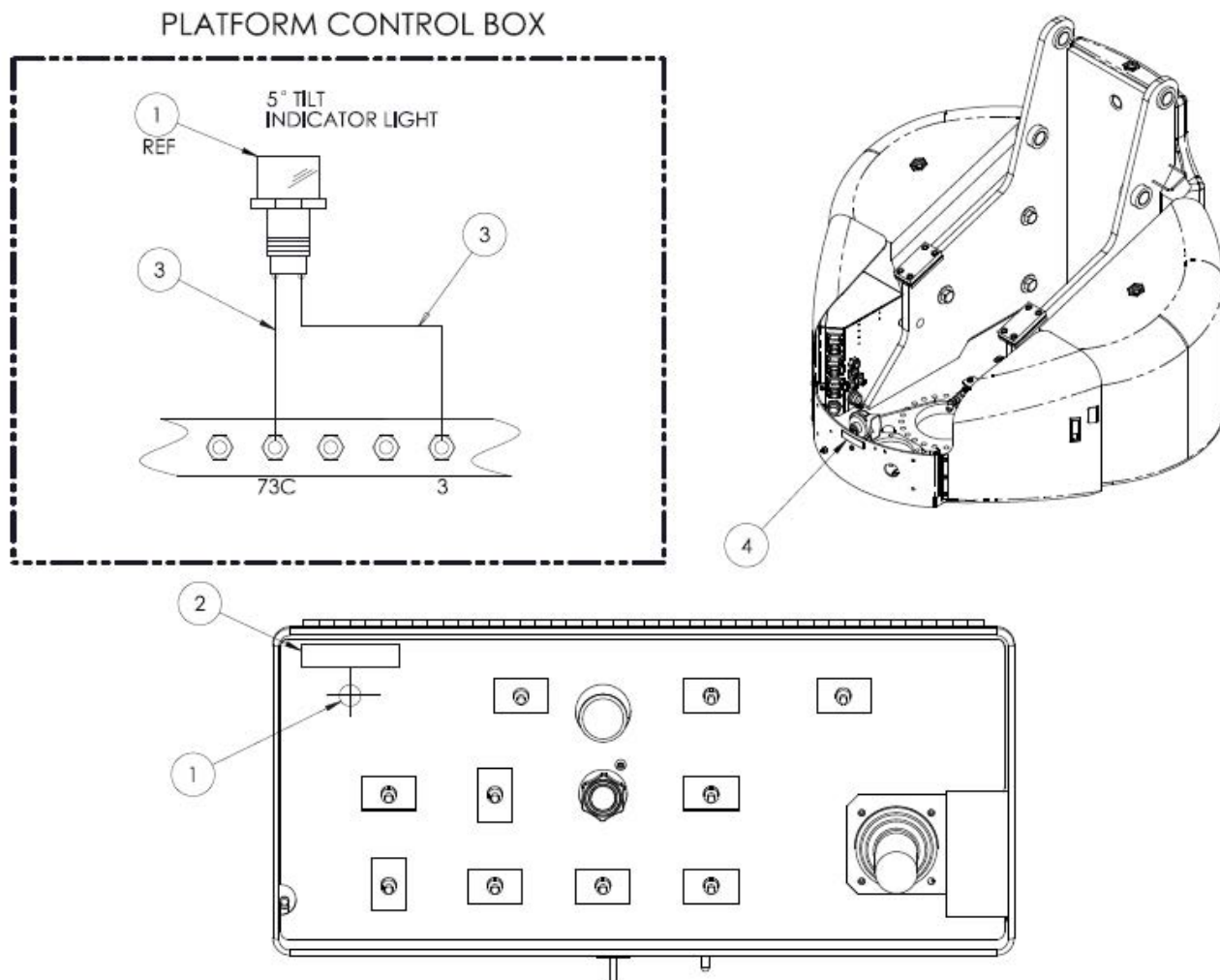
アイテム	部品番号	名前	数量	UOM
	0260684 A	TILT LIGHT		EA
1	3069524	LIGHT RED LED 12V	1	EA
2	0081384	DECAL, TILT LAMP (From SN TL37J 01 00291)	1	EA
3	0071536	WIRE 18 FEM188I FEM188I 25	2	EA

TILT LIGHT

アイテム	部品番号	名前	数量	UOM
4	0075234	DECAL CSA COMPLIANCE	1	EA
*	A26012A	INSTALLATION CSA OPTION – ITEM NOT SHOWN	1	EA

CSA A46JE PACKAGE

OPTIONS



アイテム	部品番号	名前	数量	UOM
	0260525	CSA A46JE PACKAGE		EA
1	3069524	LIGHT RED LED 12V	1	EA
2	0081384	DECAL, TILT LAMP (From SN TL37J 01 00291)	1	EA

CSA A46JE PACKAGE

アイテム	部品番号	名前	数量	UOM
3	0071536	WIRE 18 FEM188I FEM188I 25	2	EA
4	0075234	DECAL CSA COMPLIANCE	1	EA
Not Shown	0260427	MANUAL INSP&MAINT CHECKLIST AB	1	EA

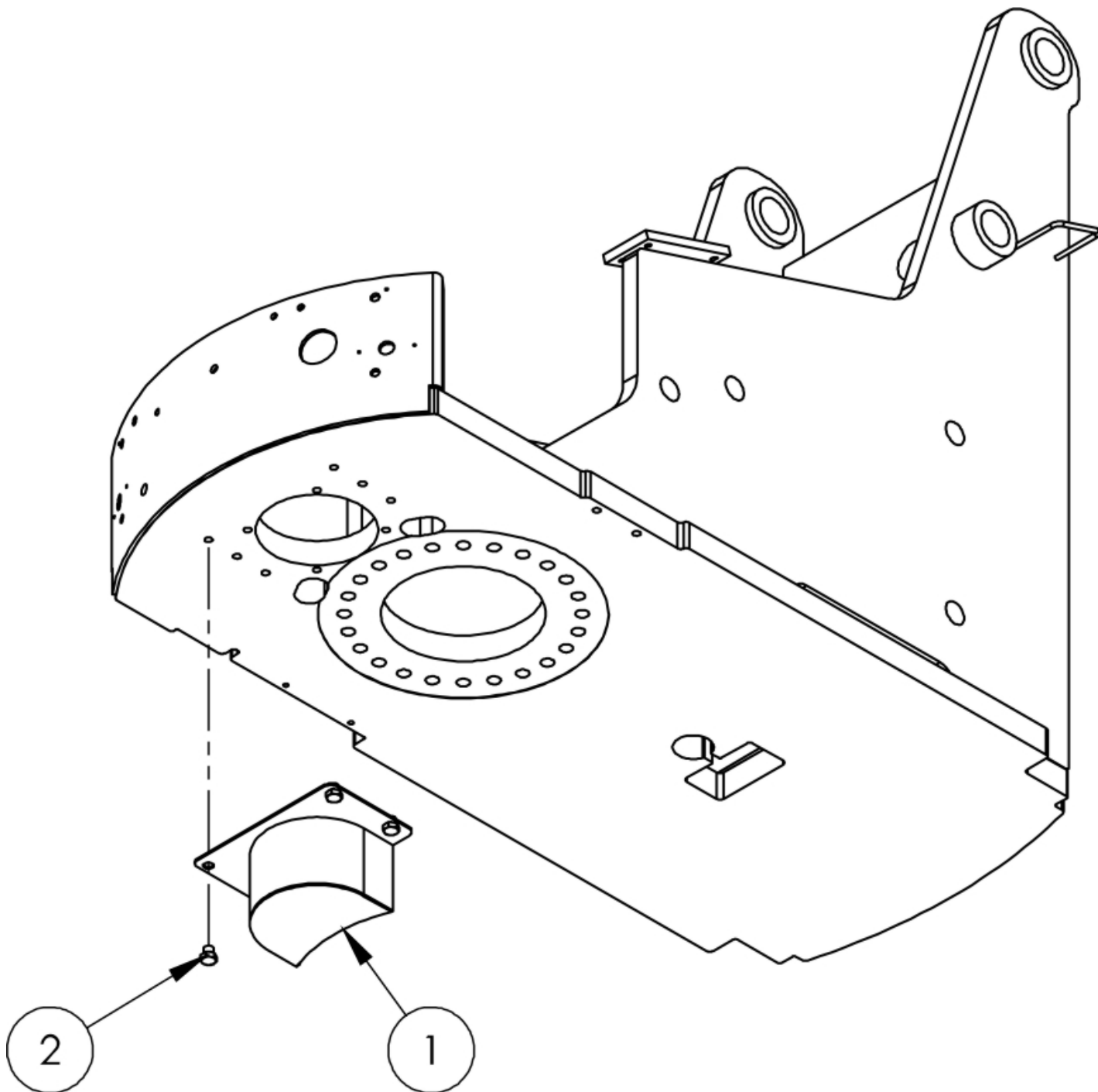
OPTIONS

NO IMAGE AVAILABLE
(BOM FOR REFERENCE ONLY)

アイテム	部品番号	名前	数量	UOM
	0260930	CSA A46JE PG		EA
1	0075234	DECAL CSA COMPLIANCE	1	EA
2	0260427	MANUAL INSP&MAINT CHECKLIST AB	1	EA

PINION GUARD INSTALLATION A46

OPTIONS



アイテム	部品番号	名前	数量	UOM
	0261237 A	PINION GUARD INSTALLATION A46		EA
1	0260390 8	GUARD WELDMENT PINION GEAR CE	1	EA
2	5563089	BLT HEXHD M12 1.75 X 12MM DIN	4	EA

OPTIONS

NO IMAGE AVAILABLE
(BOM FOR REFERENCE ONLY)

アイテム	部品番号	名前	数量	UOM
*	0260930 A	CSA A46JE PG		EA
1	0075234	DECAL CSA COMPLIANCE	1	EA
2	0260427	MANUAL INSP&MAINT CHECKLIST AB	1	EA

Maintenance

Every person who maintains, inspects, tests or repairs the aerial platform must be qualified to do so. Maintenance functions must be performed by maintenance personnel who are qualified to work on the aerial platform.

Caution

Welding current can be very intense. Damage to electronic components can result. Connect the ground clamp as close as possible to the area being welded. Disconnect the battery cables and any microprocessors and control modules before welding on the machine.

If it becomes necessary to weld aerial platform components as a method of repair, take all precautions to prevent damage to electronic circuitry and devices on the machine. This includes, but may not be limited to, disconnecting battery cables and electronic devices.

Do not modify this aerial platform without prior written consent of the Snorkel Engineering Department. Modification may void the warranty, adversely affect stability or affect the operational characteristics of the aerial platform.

Maintenance Schedules

The manufacturer has established a preventative maintenance schedule to detect any defective, damaged or improperly secured parts and provide information regarding lubrication and other minor maintenance items.

This schedule includes the following:

- Daily Prestart Inspection
- Frequent Inspection and Maintenance – Every 90 Days or 150 Hours
- Annual Maintenance – Every 500 Hours

The Daily Prestart Inspection must be performed by a trained operator. All other maintenance and inspection must be performed by a trained service technician only. Retain a copy of these forms for your records.

All placards and decals on the machine must be in place and legible. Use the Placards and Decals parts page in the Repair Parts section of this manual to check these placards and decals.

Snorkel recommends that you make additional copies of the preventative inspection and maintenance checklists for your use in performing these inspections.

Warning

The potential for accident increases when operating an aerial platform that is damaged or malfunctioning.

Death or serious injury can result from such accidents. Do not operate the aerial platform if it is damaged or malfunctioning.

Repair all defects before returning the machine to service.

General Information

The parts drawings located in the Repair Parts section are designed for use as a guide for proper disassembly of the machine and components, as well as, for parts replacement.

Danger

Hydraulic fluid escaping under pressure can have enough force to inject fluid into the flesh. Serious infection or reaction will result if medical treatment is not given immediately. In case of injury by escaping hydraulic fluid, seek medical attention at once.

Always refer to the hydraulic system installation drawings and the electrical wiring diagram before removing or disassembling associated parts.

When disassembling or reassembling components, complete the procedural step in sequence. Do not partially disassemble or assemble one part, then start on another. Always check your work to assure that nothing has been overlooked.

Keep the following in mind when disassembling or assembling the machine.

- Always be conscious of weight.
- Never attempt to lift heavy objects without the aid of a mechanical device.
- Do not allow heavy object to rest in an unstable condition.
- Always make sure the work platform is in the stowed position, blocked or the weight removed by a suitable lifting device before removing any components from the machine.
- When raising a portion of the machine, be sure that adequate blocking is properly positioned. Do not depend solely on the lifting device to hold and secure weight.
- If a part resists removal, check to see if all fasteners, electrical wiring, hydraulic lines, etc., have been removed or that other parts are not interfering.

Parts should be thoroughly inspected before restoring to service at the time of reassembly. Burrs, nicks or scratches may be removed from machines surfaces by honing or polishing with a #600 crocus cloth,

followed by a thorough cleaning with an approved cleaning solvent, and blown dry with compressed air. Do not alter the contour of any part. If this operation does not restore the part to a serviceable condition, replace the part.

Replace all o-rings, seals and gaskets at reassembly. Use new roll pins or cotter pins. Dip all packing rings and seals in hydraulic oil before reassembling in cylinder and manifolds. Replace any part having imperfect threads. In general, machines that have been disassembled can be reassembled by reversing the order of disassembly.

The service life of a machine can be increased by keeping dirt and foreign materials out of the vital components. Shields, covers, seals and filters help to keep air and oil supplies clean. However, these items must be maintained on a scheduled basis in order to function properly.

Clean surrounding areas, as well as the opening and fittings before disconnecting air or oil lines. As soon as a line or component is disconnected, cap or cover all openings to prevent the entry of dirt or foreign materials.

New parts should remain in their container until they are ready to be used.

Clearly mark or tag hydraulic lines and electrical wiring connections when disconnecting or removing them from the machine. This will assure that they are correctly reinstalled.

Proper assembly is critical to the successful rebuilding of any machine. Carefully, inspect any parts which are to be reused. If in doubt, replace.

“Safety First” is a good slogan.

Replace any guards and protective devices that have been removed to carry out maintenance and repair work.

Daily Prestart Inspection

Item	Inspect For	OK
Operator's Manual	In place, all pages readable and intact	
Electrical System		
Batteries	Condition and charged for proper operation	
Battery fluid level and terminals	Proper level/clean, connectors tight	
Battery charger and condition indicator	Proper operation	
Cables and wiring harness	No wear or physical damage	
Hydraulic System		
Fluid level	Between full and add marks	
Fluid filter	Verify operation in the green zone	
Hoses, tubes and fittings	No leaks	
Tires		
Solid non-marking	Good condition	
Wheels	All wheel lug nuts present and properly torqued	
Lower Control Station		
Operating controls	Proper operation	
Emergency stop and emergency power	Shuts off lower controls/proper operation	
Level Sensor	Sounds tilt alarm	
Flashing Light	Proper operation	
All Motion Alarm	Sounds when machine is operated and/or driven	
Structures		
Weldments – Chassis, turntable, booms, platform, etc.	Welds intact, no damage or deformation	
Slide pads	In place, no damage or deformation	
Fasteners	In place and tight	
Upper Control Station		
Guardrail system and lanyard anchors	Welds intact, no damage or deformation	
Operating controls	Proper operation	
Emergency stop and emergency power	Shuts off upper controls/proper operation	
Horn	Sounds when activated	
Electrical power outlet – GFCI	Proper operation	
Placards and Decals	In place and readable	

Performed by: _____ Date: _____

Maintenance

Frequent Inspection and Maintenance – Every 90 Days or 150 Hours

Item	Procedure	Information	Ok
Chassis			
Structural	Check for damage and cracked welds		
Steering cylinder pins and retaining bolts	Verify that all fasteners are in place		
Steering linkage	Check for proper operation		
Tires	Check for wear and damage		
Hydraulic tubes and hoses	Check for leaks, wear, and damage		
Torque drive and steer wheel lug nuts per placard on wheel	Torque lug bolts/nuts to proper value on machine placard		
Right drive motor	Check for leaks		
Left drive motor	Check for leaks		
Turntable			
Structural	Check for damage and cracked welds		
Torque turntable top bolts	Torque to proper value	190 ft lbs	
Torque turntable bottom bolts	Torque to proper value	190 ft lbs	
Hydraulic tubes and hoses	Check for leaks, wear, and damage		
Cowling	Check for wear/damage and that fasteners are in place and are tight		
Wire harness	Check for wear/damage and that fasteners are in place and are tight		
Tilt alarm	Check for proper operation		
Lower Booms			
Structural	Check for damage and cracked welds		
Boom lift cylinder retaining bolts	Verify that all fasteners are in place and are tight		
Boom lift cylinder and holding valve	Check for leaks, wear, damage, and for proper operation		
Riser lift cylinder forged pin retainer/ retaining bolt	Verify that all fasteners are in place and are tight		
Riser lift cylinder and holding valve	Check for leaks, wear, damage, and for proper operation		
Master level cylinder forged pin retainer	Verify that all fasteners are in place and are tight		
Hydraulic tubes and hoses	Check for leaks, wear, and damage		
Electrical Wires	Check for wear and damage		
Left Hand Access Door			
Boom control valve	Check for leaks, wear, damage, and for proper operation		
Boom circuit system pressure	Check maximum system pressure	2,700 to 2,800 psi	
Filter minder gauge	Check for proper operation		
Battery Trays			
Battery Terminals	Clean terminals and check cable connections		
Electrolyte	Check for proper fluid level	Add distilled water if necessary	
Cables and wiring harness	Check for wear and damage		
Battery charger	Check for proper operation	Ensure batteries are fully charged	
Drive Control Compartment			
Hydraulic pump	Check for proper operation		
Hydraulic oil reservoir	Check for wear/damage/leaks		
Hydraulic oil reservoir filler/ breather cap	Verify that all fasteners are in place and are tight		
Hydraulic oil reservoir fluid level	Check for proper level	Above 10°F (-12°C) ISO VG32 Below 10°F (-12°C) ISO VG15	

Continued on next page...

Frequent Inspection and Maintenance – Every 90 Days or 150 Hours

Item	Procedure	Information	Ok
Drive Control Compartment			
Hydraulic oil return filter	Replace after the first 50 hours, every 90 days or 150 hours thereafter		
	Inspect filter for foreign matter that could indicate component wear		
Drive system control valve	Verify that all fasteners are in place and are tight		
Upper Booms			
Structural	Check for damage and cracked welds		
Electrical wires	Check for wear and damage		
Extension cylinder pins, snap rings, and forged pin retainers	Verify that all fasteners are in place and are tight		
Extension cylinder and holding valve	Check for leaks, wear, damage, and for proper operation		
Jib cylinder pin and retainer bolt	Verify that all fasteners are in place and are tight		
Jib cylinder and holding valve	Check for leaks, wear, damage, and for proper operation		
Slave level cylinder pin caps and retainer bolt	Verify that all fasteners are in place and are tight. Torque to proper values.	12 ft lb	
Slave level cylinder holding valves	Check for leaks, wear, damage, and for proper operation		
Hose carrier assembly	Check for residue buildup/proper operation		
Hydraulic hoses and tubes	Check for leaks, wear, and damage		
Platform rotator, pin and forged pin retaining system	Verify that all fasteners are in place and are tight		
Platform rotation holding valve	Verify that all fasteners are in place and are tight		
Rotator mounting bolts	Verify that all fasteners are in place and are tight		
Platform			
Structural	Check for damage and cracked welds		
Lanyard anchors	Check for wear and damage		
Platform gates	Check for damage/proper operation		
Platform mounting bolts	Verify that all fasteners are in place and are tight		
Operator's Manual	Proper manual in document holder		
Lower Control Station			
Station selector switch in the lower controls position	Check for proper operation	With the selector in the lower controls position, the upper controls do not work	
Station selector switch in the upper control position	Check for proper operation	With the selector in the upper controls position, the lower controls do not work	
Start switch	Check for proper operation		
Drive fault light	Check for proper operation	The ground operation switch or foot switch must be depressed to check the drive fault light If the drive fault light is flashing or not lit the machine will not drive	
Audible alarms	Check for proper operation		
Turntable rotation CW – CCW	Check for proper operation – full cycle	65 to 80 seconds for each direction	
Riser boom Up – Down	Check for proper operation – full cycle	Up: 25 - 30 sec Down: 15 - 20 sec	
Main boom Up – Down	Check for proper operation – full cycle	Up: 25 - 30 sec Down: 18 - 23 sec	
Jib boom Up – Down	Check for proper operation – full cycle	Up: 14 - 18 sec Down: 20 - 25 sec	
Boom extension In – Out	Check for proper operation – full cycle	Ext: 12 - 16 sec Ret: 26 - 30 sec	
Platform leveling Up – Down	Check for proper operation – full cycle		
Platform rotation CW – CCW	Check for proper operation – full cycle	Full cycle: 14 to 18 seconds	

Frequent Inspection and Maintenance – Every 90 Days or 150 Hours

Item	Procedure	Information	Ok
Lower Control Station			
Emergency power, all functions	Check for proper operation		
Emergency stop	Check for proper operation		
Hour meter	Check for proper operation		
Upper Control Station			
Foot switch	Check for proper operation	Functions should be operational when foot switch is engaged	
Battery condition indicator	Check for proper operation		
Boom speed knob	Check for proper operation		
Horn	Check for proper operation		
Turntable rotation CW – CCW	Check for proper operation		
Riser boom lift Up – Down	Check for proper operation		
Main boom lift Up – Down	Check for proper operation		
Jib boom lift Up – Down	Check for proper operation		
Emergency power, all functions	Check for proper operation		
Emergency stop	Check for proper operation		
Gradual start to stop, drive/steer controls	Check for proper operation		
Drive speed limit switch, main boom lift	Check for proper operation		
Drive speed limit switch, tip boom extend	Check for proper operation		
Drive speed limit switch, riser boom lift – CE only	Check for proper operation		
110 volt AC power to platform	Check for proper operation		
Boom extension In – Out	Check for proper operation		
Platform leveling Up – Down	Check for proper operation		
Platform rotation CW – CCW	Check for proper operation		
Drive range – booms stowed	Check for proper operation	Slow speed only with boom raised	
Drive speed	Boom down and retracted High – 2.8 to 3.2 mph	50 ft in 10.6 to 12.1 seconds	
	Boom up or extended Low – 0.7 to 0.8 mph	50 ft in 42.6 to 48.7 seconds	
Placards and Decals			
	Check for damage and readability		
	Order replacements as necessary	Refer to Parts Manual for part numbers	
Optional Equipment			
Air line to platform	Check for proper operation		
All motion warning alarm	Check for proper operation		
Flashing light	Check for proper operation		
Tow Package	Check for proper operation		
CSA	Check for proper operation		

Performed by: _____ Date: _____

Frequent Inspection and Maintenance – Every 90 Days or 150 Hours

Item	Procedure	Information	Ok
Daily maintenance	Perform maintenance as per schedule	Retain copy of checklist	
Preventive inspection maintenance checklist	Perform inspection, complete form	Retain copy of checklist	
Placards and decals inspection	Inspect using drawing and parts listing in Section 1 – Repair Parts Manual	Replace any missing or unreadable decals/placards	
Door hinges and latches	Lubricate	SAE 10W oil or spray lubricant	
Rotation bearing	Lubricate	Extreme pressure grease Above 10°F (-12°C) – NLGI Grade 2 Below 10°F (-12°C) – NLGI Grade 1	
Rotation bearing teeth and pinion	Lubricate	Open gear lubricant – ASTM D 445	
Gear hubs	Check fluid level, fill if low	Gear lubricant – SAE Grade 80W-90	
Platform rotator	Check for proper operation	Repair or replace if not working properly	
Platform controller	Check smooth operation & speeds		
Batteries	Check specific gravity	1.260/1.275 at 80° F	
Charging system	Check operation		

Performed by: _____ Date: _____

Annual Maintenance – Every 500 Hours

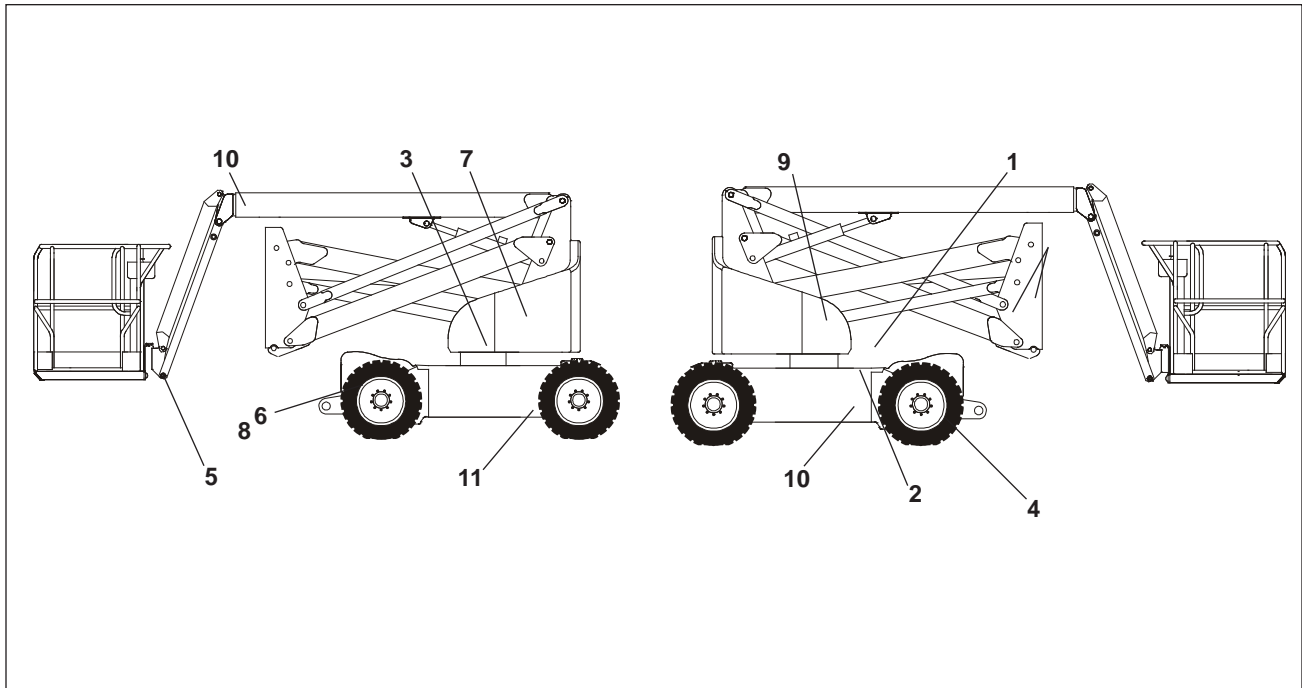
Maintenance

Item	Procedure	Information	Ok
90 day or 150 hour maintenance	Perform maintenance per schedule	Retain copy of checklist	
Hydraulic oil reservoir	Clean and replace fluid	Above 10°F (-12°C) ISO VG32 Below 10°F (-12°C) ISO VG15	
Hydraulic return filter	Replace	After first 50 hours, then at recommended interval	
Hydraulic reservoir suction filter	Clean and reinstall		
Hydraulic pressures	Boom pump setting	Maximum pressure: 2,750-2,800 psi	
	Function pressures: check at manifold, except level	Steer right/left: 2,700-2,800 psi	
		Riser boom down: 1,600-1,700 psi	
		Main boom down: 1,600-1,700 psi	
		Extend: 1,600-1,700 psi	
		Jib Down: 1,600-1,700 psi	
		Rotate: 1,600-1,700 psi	
		Platform rotate: 1,500-1,600 psi	
Level Pressure: install gauge between valve and slave cylinder	Level: 2,000-2,050 psi		
Gear hubs	Replace fluid	Gear lubricant – SAE Grade 80W-90	
Swing drive	Replace fluid	Gear lubricant – SAE Grade 80W-90	

Performed by: _____ Date: _____

Maintenance

Maintenance



Lubrication Points

Lubrication

Specific lubricants as recommended by Snorkel, should be used in maintaining the unit. If in doubt regarding the use of lubricants other than those listed, contact Snorkel Customer Service Department for evaluation and recommendation.

Refer to the above lubrication illustration to locate component item numbers.

Service all fittings as indicated on the Frequent Maintenance schedule and lubrication illustration. Wipe away all excess lubricant from exposed surfaces. Over lubrication can collect dirt and foreign matter which acts as an abrasive. Lubrication of accessory equipment should be in accordance with the manufacturer's recommendations.

Rotation Bearing

Rotation bearing – Item 1. Pressure gun lubricate bearing at recommended interval using lubricant as outlined in the maintenance schedule. Rotate while lubricating. The lubrication fitting is located on the rear of the turntable.

Rotation Gear Teeth and Pinion

Rotation gear teeth and pinion – Item 2. Gear teeth and gear box pinion should be lubricated with a spray-on type open gear lubricant.

Swing Drive

Swing drive – Item 3. To check oil level, remove check plug located on the side of the gear box. Unit is full if oil is level with bottom of fill hole or just starts to run out.

Gear Hubs

Gear hubs – Item 4. To check and fill Gear hubs:

1. Rotate wheel until bottom of filler/drain plug is about 1 inch above horizontal centerline.
2. Remove plug with drive ratchet and extension.
3. Fill until lubricant is level with bottom of fill hole.

Note

Do not overfill gear hubs as they are not vented and need air space for expansion of oil to prevent damage to hubs.

Platform Rotator

Platform Rotator – Item 5. Platform rotators will require lubrication only if disassembled for repairs. Consult factory for proper lubricant if replacement of platform rotator is required.

Hydraulic Oil Reservoir

Hydraulic oil reservoir – Item 6. The fluid level should be visible in the bottom of the sight gauge and should be checked with the machine in the stowed position.

The interior of the reservoir should be wiped out and cleaned each time the hydraulic oil is changed. The reservoir filler/breather cap should be removed and the cap strainer cleaned with Kerosene, fuel oil, or other solvent at this time.

It is absolutely necessary that only new, clean hydraulic oil is added.

Note

If it becomes necessary to add or use an oil other than the recommended fluid, it is important that it be compatible and equivalent to the factory fill. Local oil suppliers can generally furnish this information.

If questions still remain, contact the Snorkel Customer Service Department for further information.

Hydraulic Oil Return Filter

Return filter – Item 7. The hydraulic oil return filter is located on the control valve behind the door on the right side of the turntable.

The filter element is a throw-away type filter and should be changed after the initial break-in period (approximately 50 hours operation time).

The filter is equipped with a hydraulic pressure gauge to indicate the filter element condition. A by-pass relief within the filter base is provided and is set to by-pass at 25 psi. If pressure readings are above 25 psi, the filter should be changed.

The filter condition should be checked at the 90 day or 150 hour Preventive Inspection Maintenance interval or more frequently under extreme working conditions.

The filter condition indicator is accurate only when the pump is discharging maximum flow, which occurs only during full speed driving. This requires that the indicator be observed while the unit is in motion, booms fully retracted and in stowed position, drive range switch in “LO” position, and drive controller fully forward. Oil temperature should be at least 90° F (32° C).

Warning

Use extreme caution while observing the condition indicator because of the motion of the drive wheels. The condition indicator is best observed from outside of the tract of the vehicle wheels to avoid possible personal injury or machine damage.

When changing the filter element, the oil inside of the filter element, should be examined for deposits of metal cuttings, which is present, could indicate excessive wear in some of the system components.

Suction Strainer

Suction strainer – Item 8. Two 100 mesh strainers are located within the hydraulic oil reservoir, one on the inlet and one on the outlet, and filters the pump suction flow.

The strainers should be cleaned at the time interval shown in the maintenance schedule chart, using Kerosene, fuel oil or other solvent and a soft bristled brush.

Inspect the filter wire cloth for damage. Holes in the filter cloth leak dirt into the pump and other vital hydraulic components. If element is damaged, replace.

When the filter has been thoroughly cleaned, reinstall in suction line and tighten securely.

Door Hinges and Latches

Door hinges and latches – Item 9. After lubricating, remove any excess lubricant or over spray so it will not collect dirt or debris.

Slide Pads

Slide pads – Item 10. Check slide pads for excessive wear and replace as required. Slide pads do not require lubrication.

Batteries

Batteries – Item 11. The batteries will have longer life if the water level is maintained and they are kept charged. In cold weather the batteries should be maintained at full charge to keep from freezing. Extremely low or dead batteries can freeze in cold weather. Make sure connections are clean and tight.

Make sure charging equipment is operating properly.

Danger

Lead-acid batteries produce flammable and explosive gases. Never allow smoking, flames or sparks around batteries. Lead-acid batteries contain sulfuric acid which will damage eyes or skin on contact. When working around batteries, always wear a face shield to avoid acid in eyes.

If acid contacts eyes, flush immediately with clear water and get medical attention. Wear rubber gloves and protective clothing to keep acid off skin, if acid contacts skin, wash off immediately with clear water.

Battery Care and Maintenance

The following information about battery care and maintenance was supplied by Interstate Batteries and is reprinted here with their permission.





1. New batteries need to be cycled several times before reaching full capacity (20-50 cycles, depending on type). Usage should be limited during this period.
2. Always recharge batteries fully, immediately after use. Batteries perform best when they are fully charged. More capacity and longer life will result from this practice.
3. The deeper the discharge, the fewer number of cycles a lead-acid battery will deliver. Deep discharges deteriorate the battery quicker than lighter shallow cycles.

4. Battery cables should be intact and connectors kept tight at all times. Systematic inspection is recommended.
5. Vent caps should be kept in place and tight during vehicle operation and battery charging.
6. Batteries should be kept clean – free of dirt and corrosion – at all times. Always keep the top of batteries clean. A film on top of the battery can cause the current to migrate between the posts, accelerating self discharge.
7. Never let the electrolyte level of a lead-acid battery fall below the plates. Lack of maintaining the electrolyte in a lead-acid battery causes damage to the exposed portion of the plate which reduces capacity.
8. Always check electrolyte level before charging. Do not add water to individual cells unless plates are exposed. Batteries should be watered after charging unless the plates are exposed before charging. If exposed before charging, the plates should be covered by approximately 1/8" of water. Check water level after charging. Water should be kept 1/4" below the bottom of the fill tube in the cell cover.
9. Water used to replenish batteries should be distilled or treated to not exceed 200 T.D.S. (total dissolved solids... parts per million). Particular care should be taken to avoid metallic solids (iron).
10. A fully charged battery will give you the best and longest service. Be sure the batteries are fully charged before testing or using. A fully charged battery, without a drain or load, after the surface charge has dissipated, is 6.35 volts for a 6 volt battery.
11. Batteries should not be discharged below 20% of capacity (approximately 1.8 volts per cell under normal operating load; 1.98 volts open circuit; 1.145 specific gravity). Proper battery sizing will help avoid excessive discharge.
12. Battery chargers should be sized to fully charge batteries in an eight hour period. Chargers should be kept in proper operating condition.
13. Do not use a mismatched charger of any type; i.e., a 12 volt charger on a 24 volt pack or a 24 volt charger on a 12 volt pack. An undersized charger will never get the job done, no matter how long it tries. An oversized charger will cause excess gassing and heat that could possibly result in a battery meltdown and/or explosion.
14. Never charge a lead-acid battery with a sealed (gel cell) battery charger. The lead-acid battery needs higher voltage to finish its charge. Without it the battery will never come back to 100% and sulfation can occur.
15. Always allow batteries to cool off after charging. The cooling time is very important because heat is generated during the recharge and discharge cycles. Without the cooling time the heat grows, accelerating grid corrosion which is one of the major causes of battery failure. Charging practice should enable batteries to cool before use.
16. Deep cycle batteries need to be equalized periodically. Equalizing is an extended, low current charge performed after the normal charge cycle. It helps keep cells in balance. Actively used batteries should be equalized once per week. Manually timed chargers should have the charge time extended approximately 3 hours. Automatically controlled chargers should be unplugged and reconnected after completing a charge cycle.
17. In situations where multiple batteries are connected in series, parallel or series-parallel, a replacement battery's should be of the same size, age and usage level as the companion batteries. Do not put a new battery in a pack that has 50 or more cycles. Either replace all the batteries with new batteries or install a good used battery's in place of the bad. New batteries should be given a full charge before use.
18. Periodic battery testing is an important preventative maintenance procedure. Hydrometer readings of each cell (fully charged) give an indication of balance and true charge level. Imbalance could mean the need for equalizing and is often a sign of improper charging or a bad cell. Voltage checks (open circuit, charged and discharged) can locate a bad cell or weak battery. Load testing will pick out a bad cell when other methods fail. The point is to look for the abnormal. A weak cell or battery will cause premature failure of companion cells or batteries respectively.
19. As batteries age, their maintenance requirements change, Generally their specific gravity is higher and gassing voltage goes up. This means longer charging time and/or higher finish rate (higher amperage at the end of charge). Usually, older batteries need to be watered more often and their capacity decreases.
20. "Opportunity charging", a short partial charge during an extended duty cycle, is a controversial subject. Generally, the practice is a "crutch" to make up for undersized batteries. The correct approach is to install adequate battery capacity. If this is impossible because of lack of space in the battery compartment or extreme operating conditions (24 hour intermittent use, as an example), "opportunity charging" is better than excessive battery discharging. However, the practice can

cause batteries to overheat, require more watering and usually will shorten battery life. “Opportunity charging” is a trade off; something to avoid if possible. One charging cycle per day is preferable.

21. Extreme temperatures can substantially affect battery performance and charging. Cold reduces battery capacity and retards charging. Heat increases water usage and can result in overcharging. Very high temperature can cause “thermal run away” which may lead to an explosion or fire. If extreme temperature is an unavoidable part of an application, consult a battery/charger specialist about ways to deal with the problem.
22. An overly discharged battery might need to be cycled a few times before it can recover fully. If a battery begins to heat before coming up to a full charge, it might be necessary to discharge the battery and recharge it a few times. The charge and discharge cycle might help the current acceptance of the battery and facilitate its recovery to a usable condition.
23. Inactivity can be harmful to deep cycle batteries. If they sit for several months, a “boost” charge should be given – more frequently in warm climate (about once a month) than in cold (every 2-3 months).
24. Never store a battery in a discharged state. The sulfate that forms during discharge can make the battery impossible to recharge fully.

Fastener Torque Chart – Standard System

Bolt Grade	SAE Grade 1 or 2	SAE Grade 5	SAE Grade 6	SAE Grade 8
Marking				
Definition	Indeterminate Quality	Minimum Commercial Quality	Medium Commercial Quality	Best Commercial Quality
Material	Low Carbon Steel	Medium Carbon Steel Tempered	Medium Carbon Steel Quenched and Tempered	Medium Carbon Alloy Steel Quenched and Tempered
Minimum Tensile Strength	64,000 psi.	105,000 psi	133,000 psi.	150,000 psi
Bolt Size	Recommended Torque Value (ft lbs)			
1/4	5	7	10	10.5
5/16	9	14	19	22
3/8	15	25	34	37
7/16	24	40	55	60
1/2	37	60	85	92
9/16	53	88	120	132
5/8	74	120	167	180
3/4	120	200	280	296
7/8	190	302	440	473
1	282	466	660	714

Torque chart information:

- Consult manufacturers' specific recommendations, when available.
- The chart may be used with both coarse and fine thread fasteners lightly lubricated.
- Increase torque by 20% when multiple tapered tooth (shake proof) lock washers are used.
- The torque values are given in foot-pounds.
- Inch/pound equivalent may be obtained by multiplying by 12.

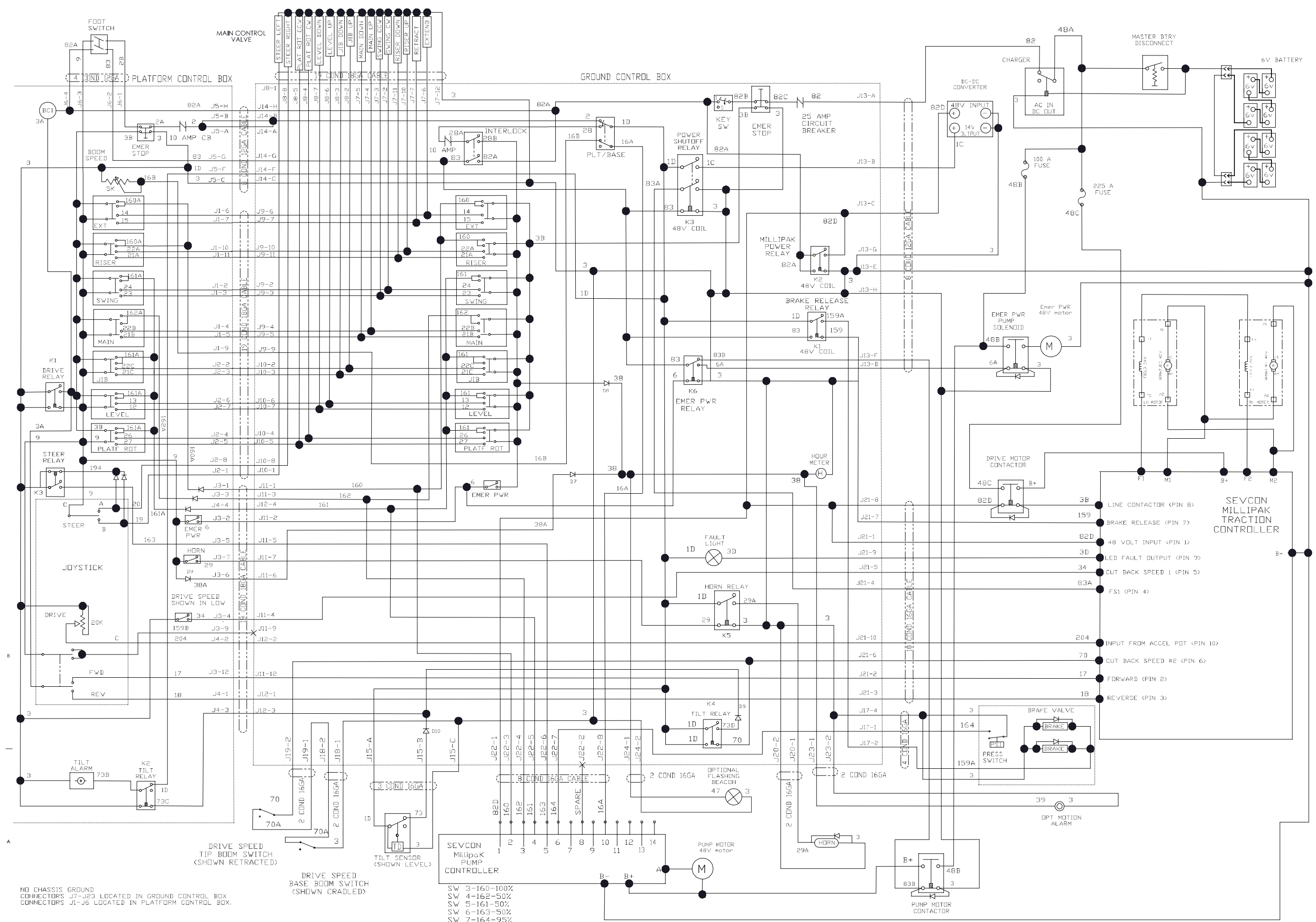
Fastener Torque Chart – Metric System

Capscrew Size	Grade 8.8					Grade 10.9				
	In-LBS Dry	In-LBS Lubed	FT-LBS Dry	FT-LBS Lubed	Clamp Load (lb)	In-LBS Dry	In-LBS Lubed	FT-LBS Dry	FT-LBS Lubed	Clamp Load (lb)
M4 - 0.7	27	20			861	36	24			1,173
M5 - 0.8	55	41			1,394	72	60			1,895
M6 - 1.0	93	70			1,971	132	96			2,686
M8 - 1.25	228	168	19	14	3,591	312	228			4,889
M8 - 1.0	240	180	20	15	3,844	336	252			5,232
M10 - 1.5			37	28	5,693			51	38	7,744
M10 - 1.25			39	30	6,008			54	41	8,171
M12 - 1.75			65	49	8,273			89	66	11,257
M12 - 1.25			71	53	9,037			96	72	12,297
M14 - 2.0			103	77	11,285			140	107	15,354
M14 - 1.5			114	85	12,263			155	114	16,691
M16 - 2.0			162	122	15,404			221	166	20,963
M16 - 1.5			173	129	16,388			236	177	22,311
M18 - 2.5			222	167	19,423			235	176	
M18 - 1.5										
M20 - 2.5			317	236	24,042			428	321	32,720
M20 - 1.5			350	262	26,695			479	358	36,316
M22 - 2.5			428	321	30,651			452	339	
M22 - 1.5										
M24 - 3.0			546	409	34,642			745	557	47,141
M24 - 2.0			594	446	37,676			811	605	51,277
M27 - 3.0			796	597	45,039			1,084	811	61,292
M27 - 2.0			863	645	58,785			1,173	848	66,226
M30 - 3.5			1084	811	55,054			1,475	1106	74,915
M30 - 3.0			1121	841	56,908			1,527	1143	77,444
M30 - 2.0			1202	900	60,932			1,630	1224	82,917

Rev D

Torque chart information:

- Consult manufacturers' specific recommendations, when available.
- The chart may be used with both coarse and fine thread fasteners lightly lubricated.
- Increase torque by 20% when multiple tapered tooth (shake proof) lock washers are used.
- Foot/pound equivalent may be obtained by dividing by 12.
- Inch/pound equivalent may be obtained by multiplying by 12.
- Newton/meter equivalent may be obtained by multiplying inch/pound by 0.1130.
- Newton/meter equivalent may be obtained by multiplying foot/pound by 1.3558.



NO CHASSIS GROUND
 CONNECTORS J7-J23 LOCATED IN GROUND CONTROL BOX
 CONNECTORS J1-J6 LOCATED IN PLATFORM CONTROL BOX.

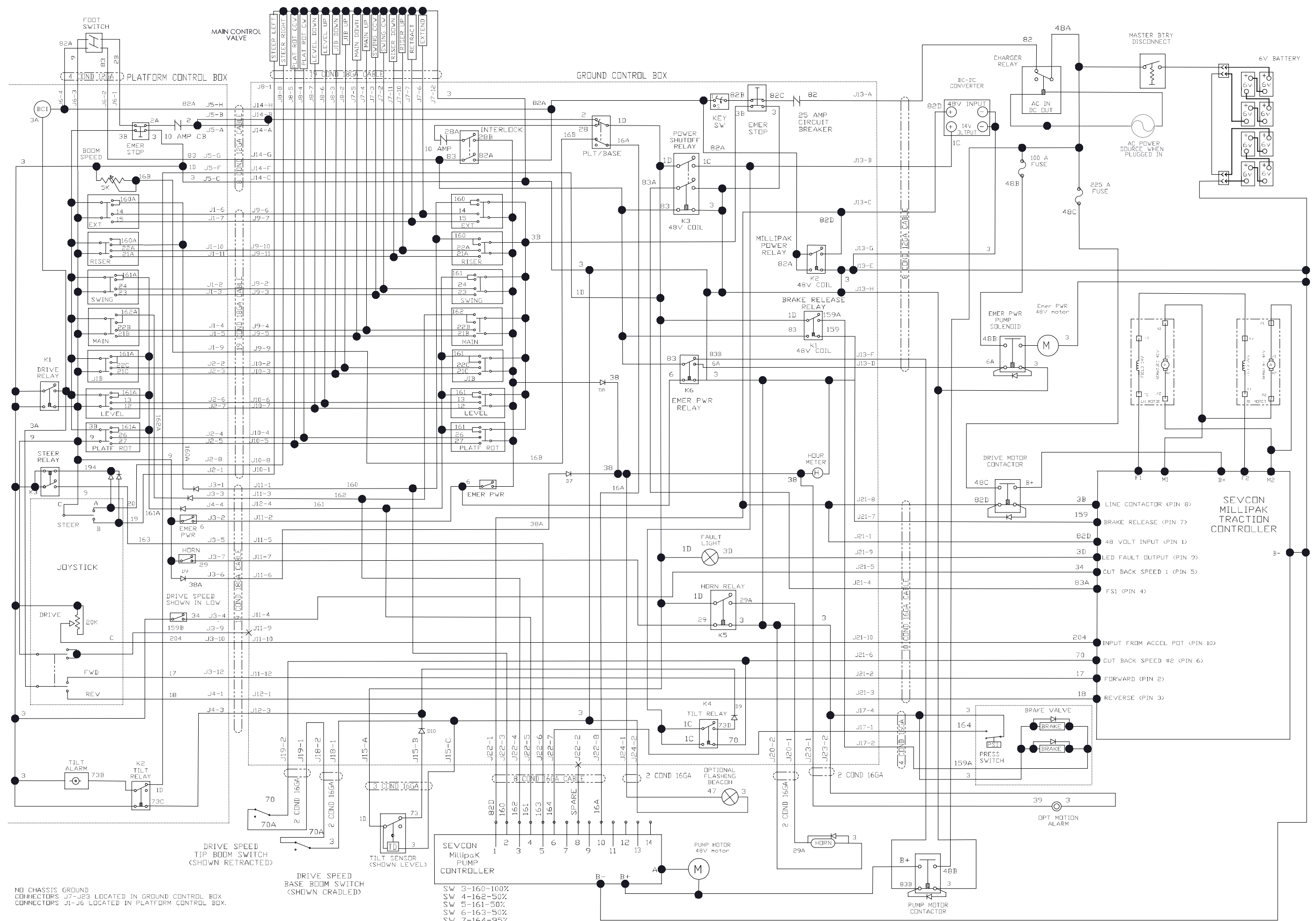
DRIVE SPEED
 TIP BOOM SWITCH
 (SHOWN RETRACTED)

DRIVE SPEED
 BASE BOOM SWITCH
 (SHOWN CRADLED)

SEVCON
 Millipak
 PUMP
 CONTROLLER

SW 3-160-100%
 SW 4-162-50%
 SW 5-161-50%
 SW 6-163-50%
 SW 7-164-95%

SEVCON
 MILLIPAK
 TRACTION
 CONTROLLER



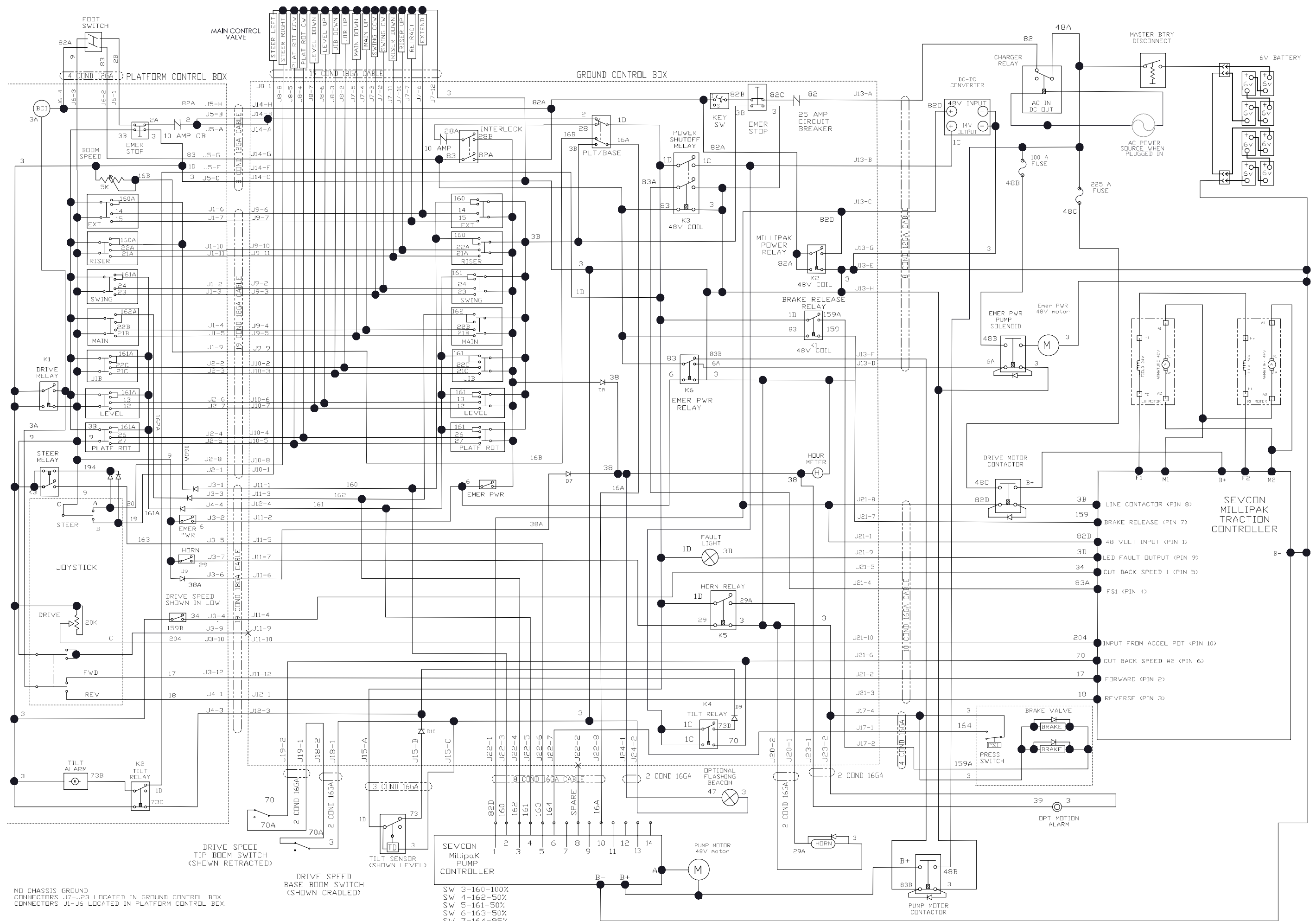
NO CHASSIS GROUND
CONNECTORS J7-J23 LOCATED IN GROUND CONTROL BOX
CONNECTORS J1-J6 LOCATED IN PLATFORM CONTROL BOX.

DRIVE SPEED
TIP BOOM SWITCH
(SHOWN RETRACTED)

DRIVE SPEED
BASE BOOM SWITCH
(SHOWN CRADLED)

SEVCON
Millipak
PUMP
CONTROLLER

- SW 3-160-100%
- SW 4-162-50%
- SW 5-161-50%
- SW 6-163-50%
- SW 7-164-95%



NO CHASSIS GROUND
CONNECTORS J7-J23 LOCATED IN GROUND CONTROL BOX
CONNECTORS J1-J6 LOCATED IN PLATFORM CONTROL BOX.

DRIVE SPEED TIP BOOM SWITCH
(SHOWN RETRACTED)

DRIVE SPEED BASE BOOM SWITCH
(SHOWN CRADLED)

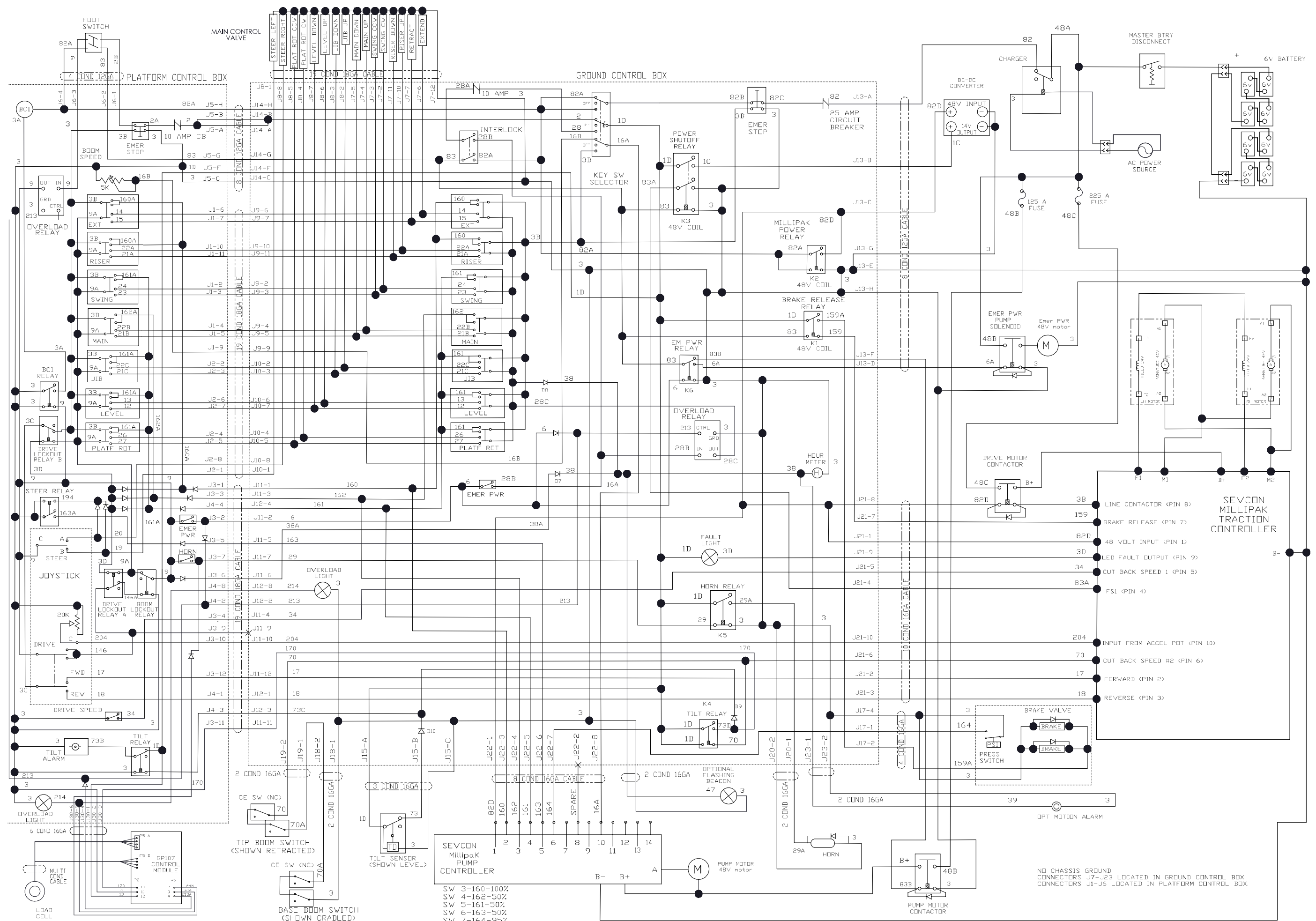
SEVCON Millipak PUMP CONTROLLER

SW 3-160-100%
SW 4-162-50%
SW 5-161-50%
SW 6-163-50%
SW 7-164-95%

PUMP MOTOR 48V motor

PUMP MOTOR CONTACTOR

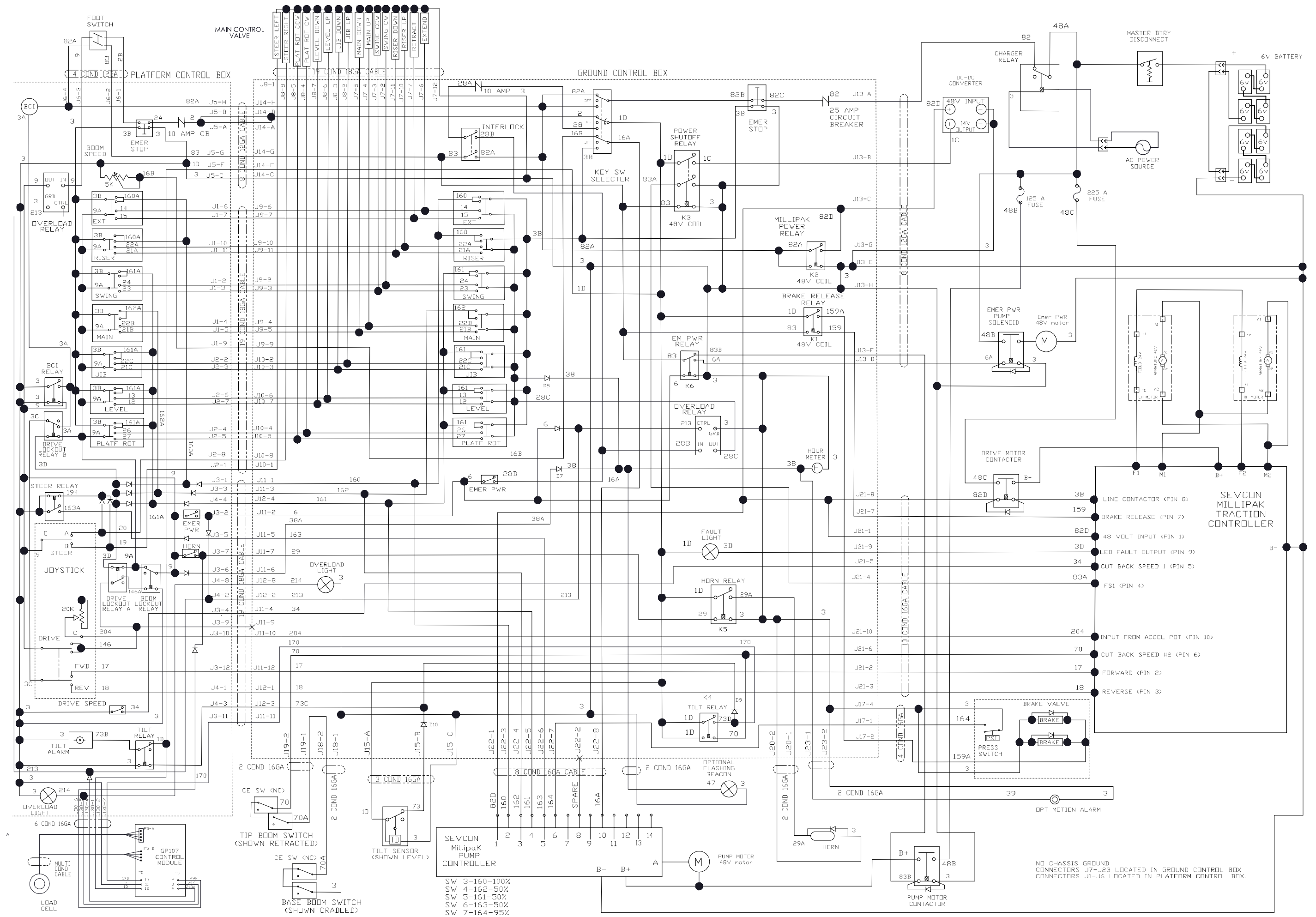
SEVCON MILLIPAK TRACTION CONTROLLER



SEVCON Millipak
PUMP
CONTROLLER

SW 3-160-100%
SW 4-162-50%
SW 5-161-50%
SW 6-163-50%
SW 7-164-95%

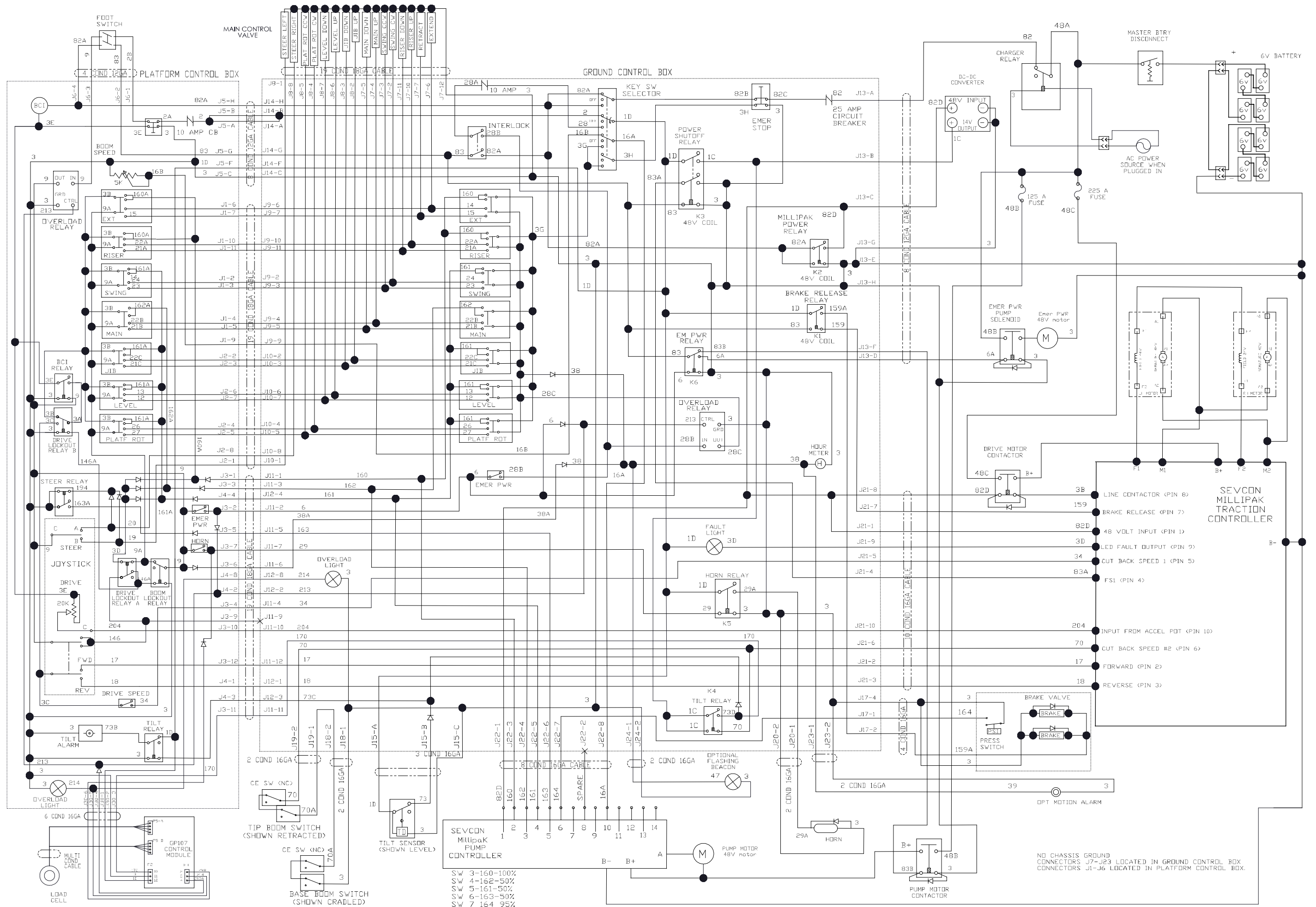
NO CHASSIS GROUND
CONNECTORS J7-J23 LOCATED IN GROUND CONTROL BOX
CONNECTORS J1-J6 LOCATED IN PLATFORM CONTROL BOX.

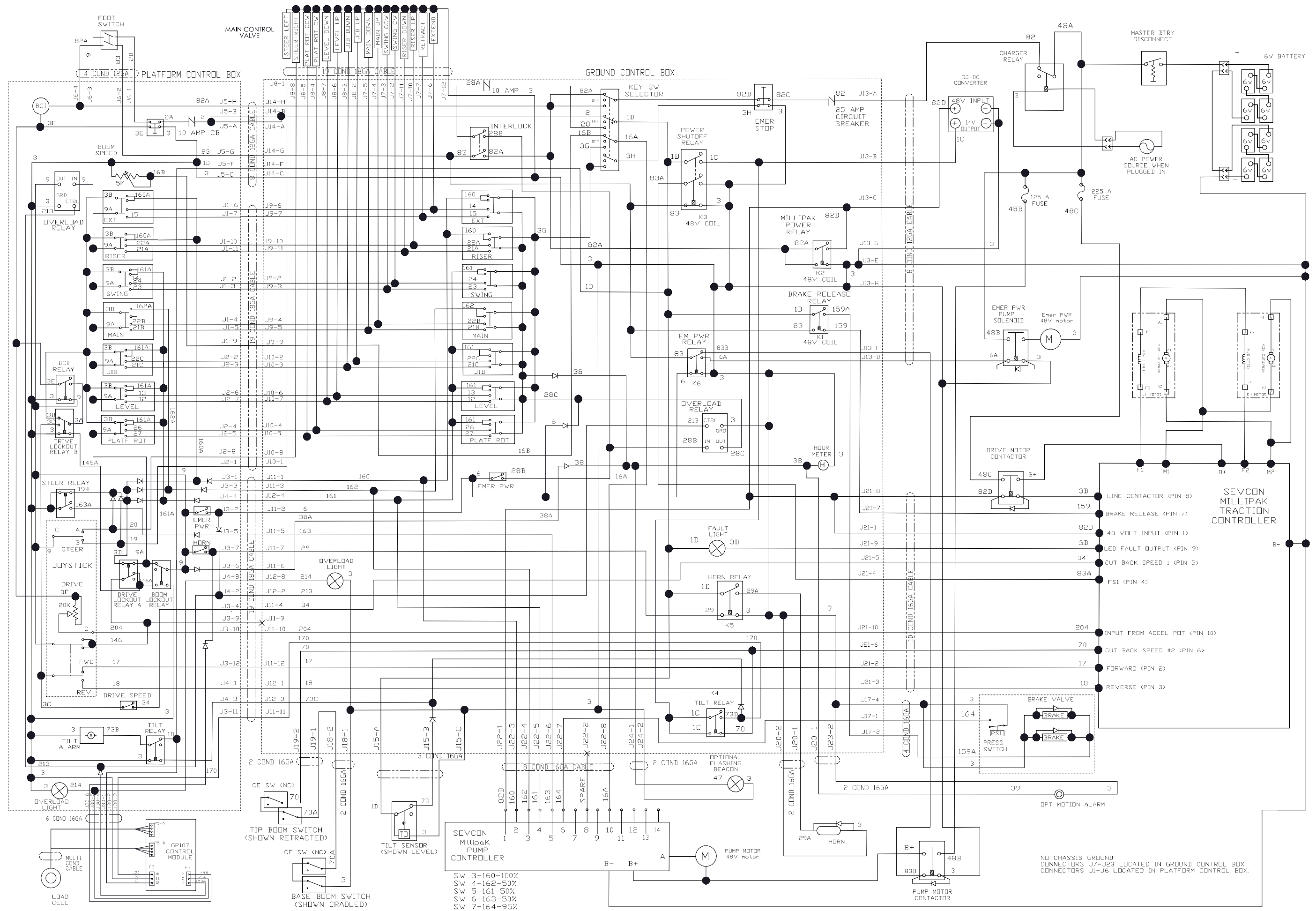


SEVCON Millipak Traction Controller

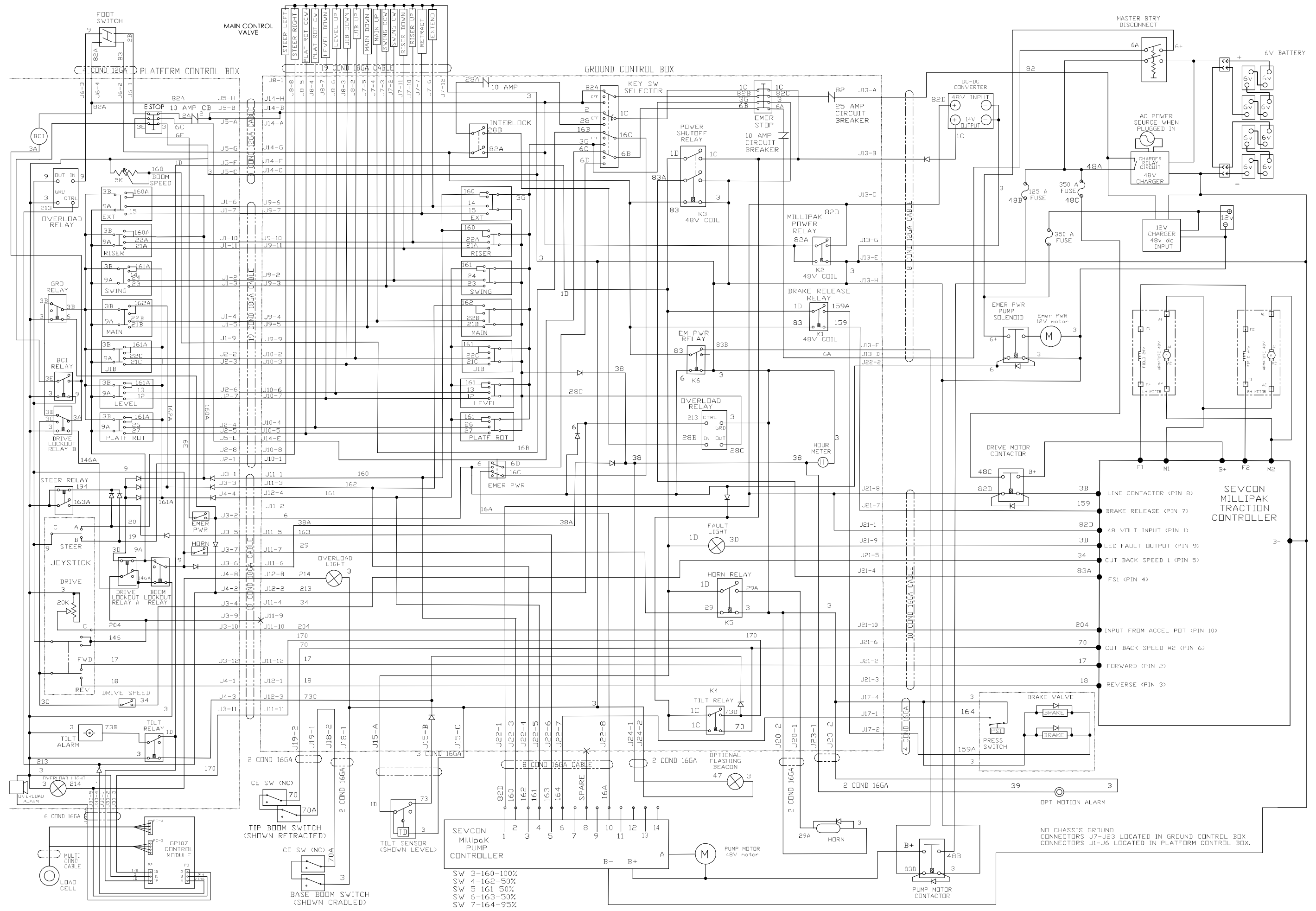
SW 3-160-100%
 SW 4-162-50%
 SW 5-161-50%
 SW 6-163-50%
 SW 7-164-95%

NO CHASSIS GROUND CONNECTORS J7-J23 LOCATED IN GROUND CONTROL BOX
 CONNECTORS J1-J6 LOCATED IN PLATFORM CONTROL BOX.





NO CHASSIS GROUND
 CONNECTORS J7-J23 LOCATED IN GROUND CONTROL BOX.
 CONNECTORS J1-J6 LOCATED IN PLATFORM CONTROL BOX.



MAIN CONTROL VALVE

GROUND CONTROL BOX

SEVCON MILLIPAK TRACTION CONTROLLER

SEVCON Millipak PUMP CONTROLLER

- SW 3-160-100%
- SW 4-162-50%
- SW 5-161-50%
- SW 6-163-50%
- SW 7-164-95%

NO CHASSIS GROUND CONNECTORS J7-J23 LOCATED IN GROUND CONTROL BOX CONNECTORS J1-J6 LOCATED IN PLATFORM CONTROL BOX.

TIP BOOM SWITCH (SHOWN RETRACTED)

BASE BOOM SWITCH (SHOWN CRADLED)

TILT SENSOR (SHOWN LEVEL)

PUMP MOTOR CONTACTOR

PUMP MOTOR 48V motor

HORN

OPTIONAL FLASHING BEACON

DRIVE MOTOR CONTACTOR

EMER PWR PUMP SOLENOID

EMER PWR 12V motor

BRAKE VALVE

BRAKE RELEASE RELAY

MILLIPAK POWER RELAY

POWER SHUTOFF RELAY

KEY SW SELECTOR

INTERLOCK

EMER STOP

10 AMP CIRCUIT BREAKER

25 AMP CIRCUIT BREAKER

DC-DC CONVERTER

48V INPUT

14V OUTPUT

AC POWER SOURCE WHEN PLUGGED IN

CHARGER RELAY CIRCUIT

45V CHARGER

12V CHARGER

48V DC INPUT

6V BATTERY

MASTER BTRY DISCONNECT

350 A FUSE

125 A FUSE

48B

48C

48A

6A

5+

6V

6V

6V

6V

6V

6V

6V

6V

6V

6V

6V

6V

6V

6V

6V

6V

6V

6V

6V

6V

6V

6V

6V

6V

6V

6V

6V

6V

6V

6V

6V

6V

6V

6V

6V

6V

6V

6V

6V

6V

6V

6V

6V

6V

6V

6V

6V

6V

6V

6V

6V

6V

6V

6V

6V

6V

6V

6V

6V

6V

6V

6V

6V

6V

6V

6V

6V

6V

6V

6V

6V

6V

6V

6V

6V

6V

6V

6V

6V

6V

6V

6V

6V

6V

6V

6V

6V

6V

6V

6V

6V

6V

6V

6V

6V

6V

6V

6V

6V

6V

6V

6V

6V

6V

6V

6V

6V

6V

6V

6V

6V

6V

6V

6V

6V

6V

6V

6V

6V

6V

6V

6V

6V

6V

6V

6V

6V

6V

6V

6V

6V

6V

6V

6V

6V

6V

6V

6V

6V

6V

6V

6V

6V

6V

6V

6V

6V

6V

6V

6V

6V

6V

6V

6V

6V

6V

6V

6V

6V

6V

6V

6V

6V

6V

6V

6V

6V

6V

6V

6V

6V

6V

6V

6V

6V

6V

6V

6V

6V

6V

6V

6V

6V

6V

6V

6V

6V

6V

6V

6V

6V

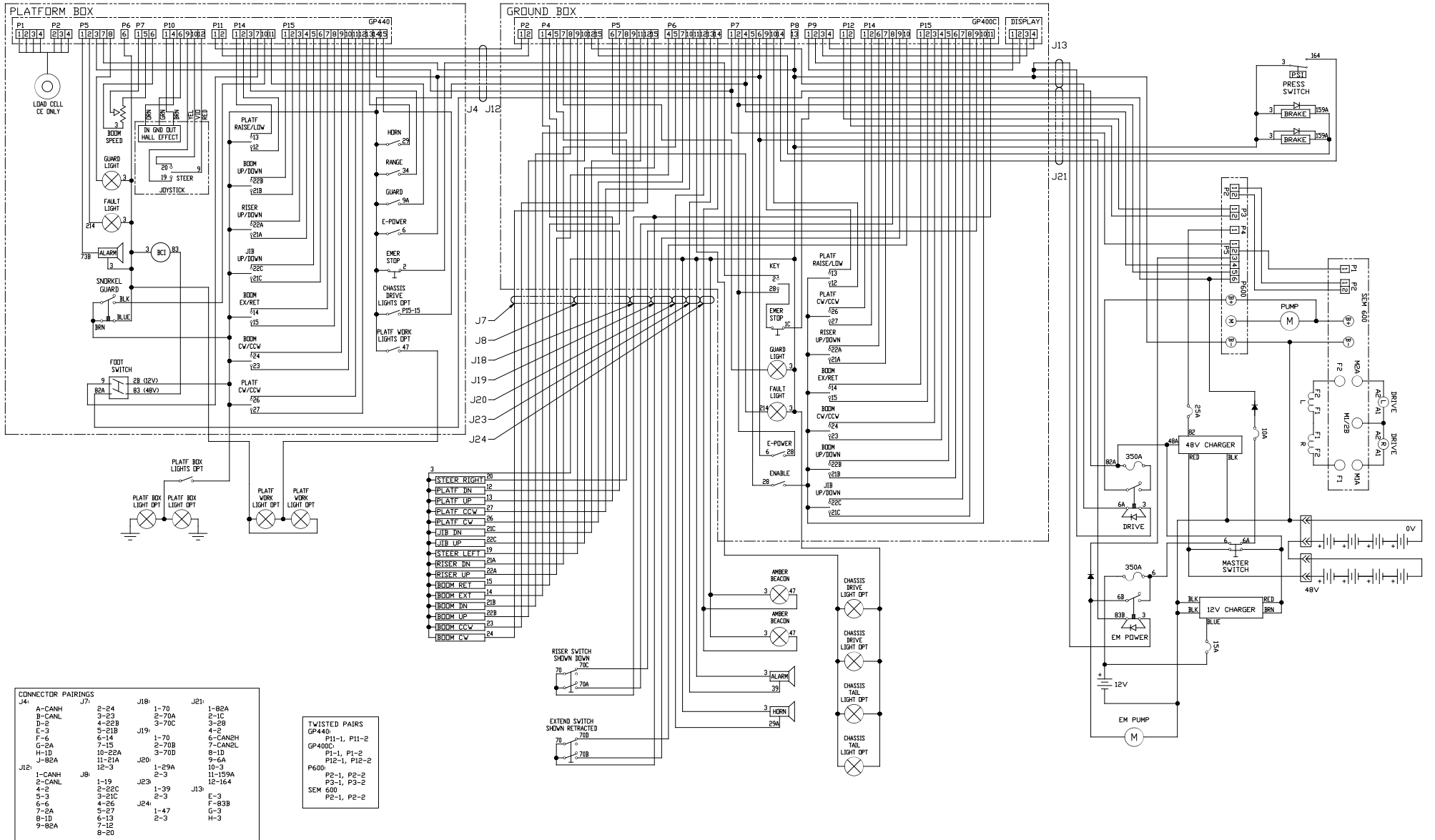
6V

6V

6V

6V

6V

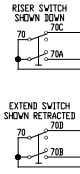


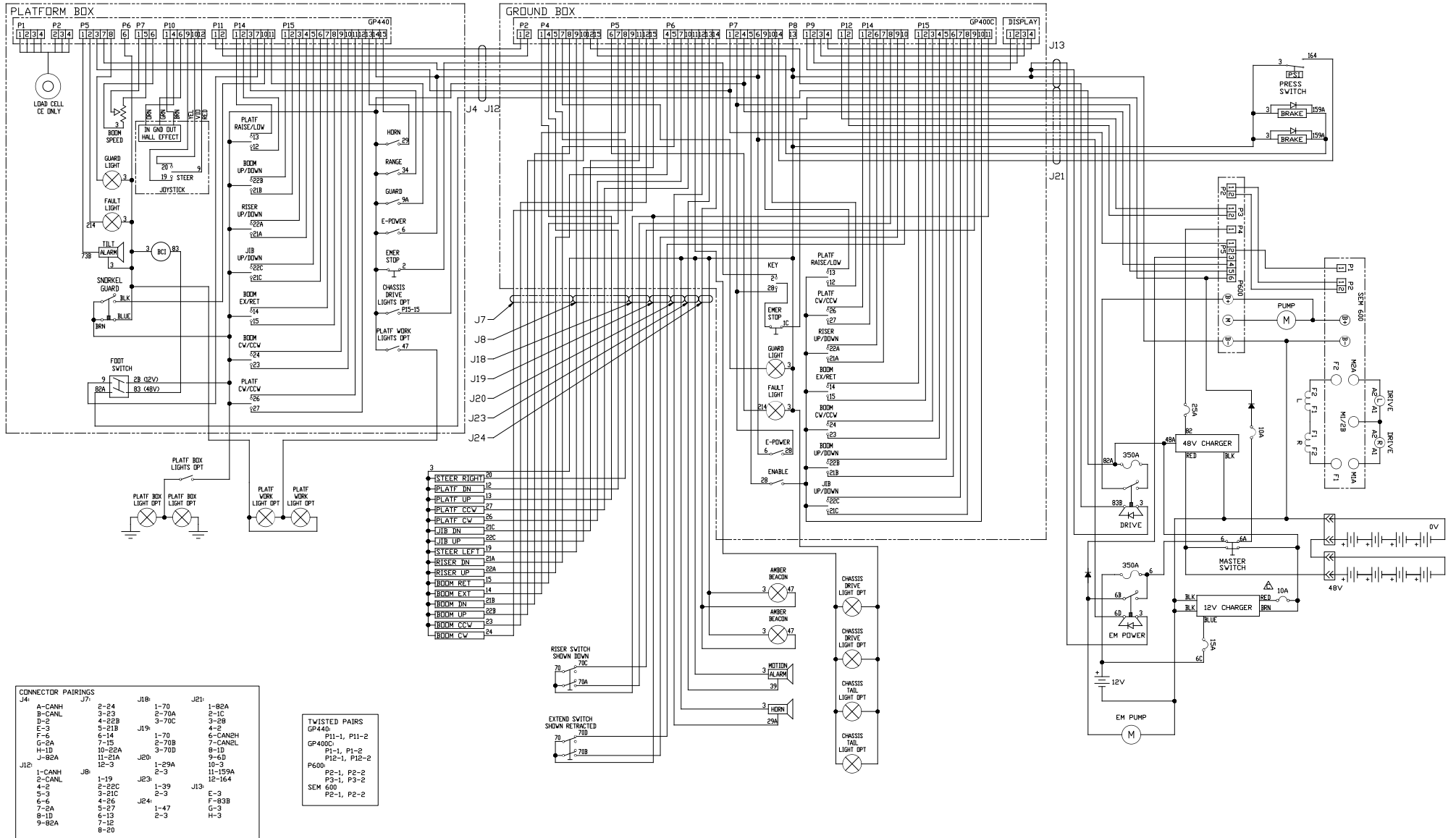
CONNECTOR PAIRINGS

J4:	A-CANH	2-24	J7:	1-70	J21:	1-82A
	B-CANL	3-23		2-70A		2-1C
	D-2	4-22B		3-70C		3-28
	E-3	5-21B		4-2		4-2
	F-6	6-14		1-70		6-CAN2H
	G-2A	7-15		2-70B		7-CAN2L
	H-1D	10-22A		3-70D		8-1D
	J-82A	11-21A		10-3		9-6A
J16:	1-CANH	12-3	J20:	1-29A		10-3
	2-CANL			2-3		11-159A
	4-2		J23:	1-39	J13:	12-164
	5-3			2-3		
	6-6		J24:	1-47		F-83B
	7-2A			2-3		G-3
	8-1D					H-3
	9-82A					

TWISTED PAIRS

GP440: P11-1, P11-2
 GP400C: P1-1, P1-2
 P12-1, P12-2
 P600: P2-1, P2-2
 P3-1, P3-2
 SEM: P2-1, P2-2



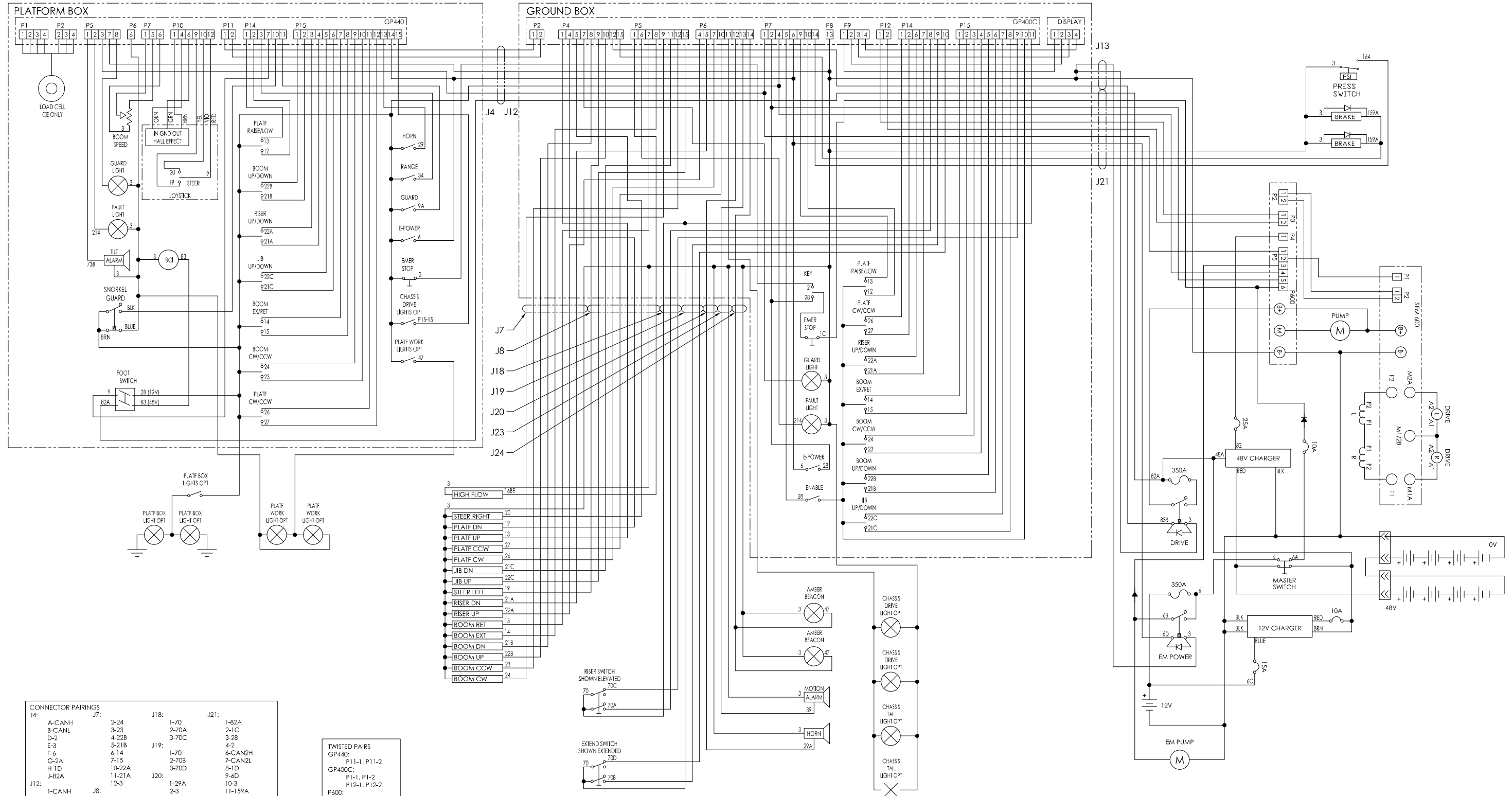


GP440 I/O LIST

TERM	I/O TYPE	DESTINATION
PP1-1	+5V	LOAD CELL
PP1-2	+ DIFF	
PP1-3	- DIFF	
PP1-4	GND	
PP2-2	+ DIFF	ALARM
PP2-3	- DIFF	
PP2-4	GND	
PP5-1	2A OUTPUT	
PP5-2	2A OUTPUT	Q/L TILT LIGHT
PP5-3	SUPPLY	TBM B+
PP5-7	GND	TBM B-
PP5-8	2A OUTPUT	GUARD LIGHT
PP6-6	GND	GROUNDS
PP7-1	ANALOG INPUT	RHEOSTAT
PP7-5	+5V	
PP7-6	GND	
PP10-1	ANALOG INPUT	JOYSTICK
PP10-4	+5V	
PP10-6	GND	
PP10-9	DIGITAL INPUT	
PP10-10	DIGITAL INPUT	
PP10-12	BATTERY +	
PP11-1	CAN HIGH	CANBUS TO GP400
PP11-2	CAN LOW	
PP14-1	DIGITAL INPUT	PLATFORM LEVEL UP
PP14-2	DIGITAL INPUT	PLATFORM LEVEL DOWN
PP14-3	DIGITAL INPUT	DRIVE HIGH SPEED
PP14-7	DIGITAL INPUT	FOOT SWITCH
PP14-10	DIGITAL INPUT	GUARD PROX SWITCH
PP14-11	DIGITAL INPUT	GUARD OVERRIDE SWITCH
PP15-1	DIGITAL INPUT	MAIN BOOM UP
PP15-2	DIGITAL INPUT	MAIN BOOM DOWN
PP15-3	DIGITAL INPUT	RISER UP
PP15-4	DIGITAL INPUT	RISER DOWN
PP15-5	DIGITAL INPUT	JIB UP
PP15-6	DIGITAL INPUT	JIB DOWN
PP15-7	DIGITAL INPUT	TELE EXTEND
PP15-8	DIGITAL INPUT	TELE RETRACT
PP15-9	DIGITAL INPUT	SWING CW
PP15-10	DIGITAL INPUT	SWING CCW
PP15-11	DIGITAL INPUT	PLATFORM CW
PP15-12	DIGITAL INPUT	PLATFORM CCW
PP15-13	DIGITAL INPUT	HORN
PP15-14	DIGITAL INPUT	EMERGENCY POWER
PP15-15	DIGITAL INPUT	DRIVE LIGHTS

GP400C I/O LIST

TERM	I/O TYPE	DESTINATION
P2-1	CAN HIGH	CANBUS TO GP440
P2-2	CAN LOW	
P4-1	HIGH SIDE PWM	PLATFORM LEVEL UP
P4-4	HIGH SIDE PWM	PLATFORM LEVEL DOWN
P4-5	HIGH SIDE PWM	STEER RIGHT
P4-7	HIGH SIDE PWM	GUARD LIGHT
P4-8	HIGH SIDE PWM	BOOM DOWN
P4-9	HIGH SIDE PWM	STEER LEFT
P4-10	HIGH SIDE PWM	BOOM UP
P4-12	SAFE HIGH PWM	DRIVE CONTACTOR
P4-15	SAFE HIGH SIDE	BRAKE RELEASE
P5-6	HIGH SIDE 2A	Q/L TILT LIGHT
P5-7	HIGH SIDE PWM	BOOM RETRACT
P5-8	HIGH SIDE PWM	BOOM EXTEND
P5-9	HIGH SIDE 2A	SWING CW
P5-11	HIGH SIDE PWM	JIB DOWN
P5-12	HIGH SIDE 2A	SWING CCW
P5-15	HIGH SIDE PWM	JIB UP
P6-4	HIGH SIDE 2A	RISER UP
P6-5	HIGH SIDE 2A	RISER DOWN
P6-7	HIGH SIDE 2A	PLATFORM CW
P6-10	HIGH SIDE 2A	PLATFORM CCW
P6-11	HIGH SIDE 2A	DRIVE LIGHTS
P6-12	HIGH SIDE 2A	HORN
P6-13	HIGH SIDE 2A	MOTION ALARM
P6-14	HIGH SIDE 2A	AMBER BEACON
P7-1	DIGITAL INPUT	P600 P5-3
P7-2	DIGITAL INPUT	P600 P5-5
P7-4	DIGITAL INPUT	P600 P5-4
P7-5	DIGITAL INPUT	ENABLE
P7-6	DIGITAL INPUT	EMERGENCY POWER
P7-9	DIGITAL INPUT	PLATFORM LEVEL UP
P7-10	DIGITAL INPUT	PLATFORM LEVEL DOWN
P7-14	DIGITAL INPUT	PRESSURE SWITCH
P8-13	GND	BATTERY -
P9-1	RS232	DISPLAY
P9-2	RS232	
P9-3	RS232	
P9-4	RS232	
P12-1	CAN HIGH	CANBUS TO P600
P12-2	CAN LOW	
P14-1	DIGITAL INPUT	PLATFORM ROTATE CW
P14-2	DIGITAL INPUT	PLATFORM ROTATE CCW
P14-6	DIGITAL INPUT	RISER UP
P14-7	DIGITAL INPUT	RISER DOWN
P14-8	DIGITAL INPUT	RISER LIMIT SWITCH N/O
P14-9	DIGITAL INPUT	BOOM LIMIT SWITCH N/O
P14-10	DIGITAL INPUT	BOOM LIMIT SWITCH N/C
P15-1	DIGITAL INPUT	BOOM EXTEND
P15-2	DIGITAL INPUT	BOOM RETRACT
P15-3	DIGITAL INPUT	SWING CW
P15-4	DIGITAL INPUT	SWING CCW
P15-5	DIGITAL INPUT	BOOM UP
P15-6	DIGITAL INPUT	BOOM DOWN
P15-7	DIGITAL INPUT	JIB UP
P15-8	DIGITAL INPUT	JIB DOWN
P15-9	DIGITAL INPUT	RISER LIMIT SWITCH N/C
P15-10	BATTERY +	SWITCH COMMONS
P15-11	BATTERY +	LIMIT SWITCH COMMONS



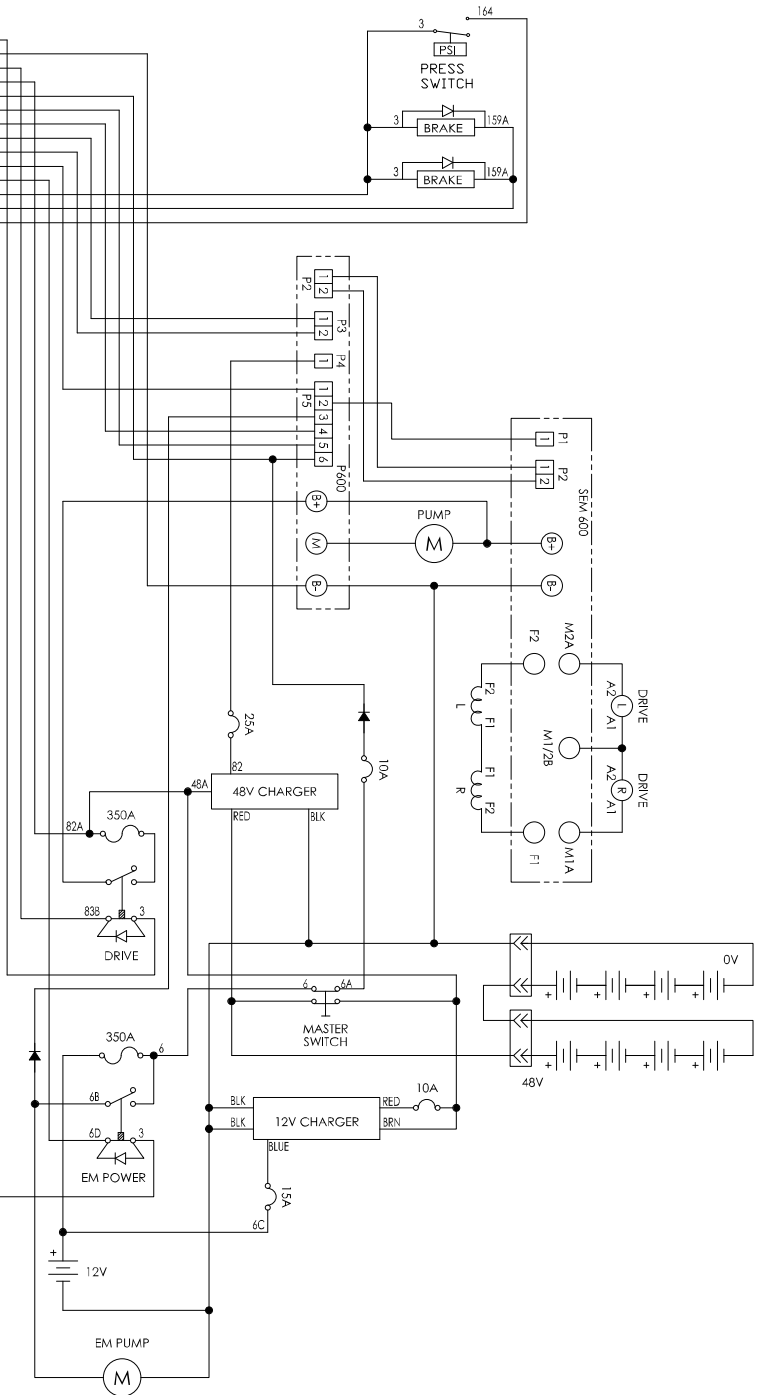
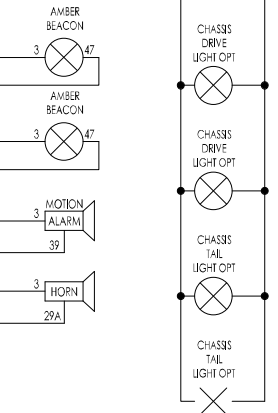
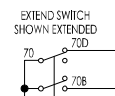
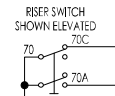
CONNECTOR PAIRINGS

J4:	A-CANH B-CANL D-2 E-3 F-6 G-2A H-1D J-82A	J7:	2-24 3-23 4-22B 5-21B 6-14 7-15 10-22A 11-21A	J18:	1-7D 2-70A 3-70C	J19:	4-2 6-CAN2H 7-CAN2L 8-1D 9-6D	J20:	1-29A 10-3 11-159A 12-164	J12:	1-CANH 2-CANL 4-2 5-3 6-6 7-2A 8-1D 9-82A	J8:	1-19 2-22C 3-21C 4-26 5-27 6-13 7-12 8-20 11-3 12-168R	J13:	E-3 F-83B G-3 H-3
------------	--	------------	--	-------------	------------------------	-------------	---	-------------	------------------------------------	-------------	--	------------	---	-------------	----------------------------

TWISTED PAIRS

GP440:	P11-1, P11-2
GP400C:	P1-1, P1-2 P12-1, P12-2
P600:	P2-1, P2-2 P3-1, P3-2
SEM 600:	P2-1, P2-2

- 3 HIGH FLOW 168R
- 3 STEER RIGHT 20
- 3 PLATF DN 12
- 3 PLATF UP 13
- 3 PLATF CCW 27
- 3 PLATF CW 26
- 3 LJB DN 21C
- 3 LJB UP 22C
- 3 STEER LEFT 19
- 3 RISER DN 22A
- 3 RISER UP 15
- 3 BOOM EXT 14
- 3 BOOM DN 21B
- 3 BOOM UP 23
- 3 BOOM CCW 24
- 3 BOOM CW 24

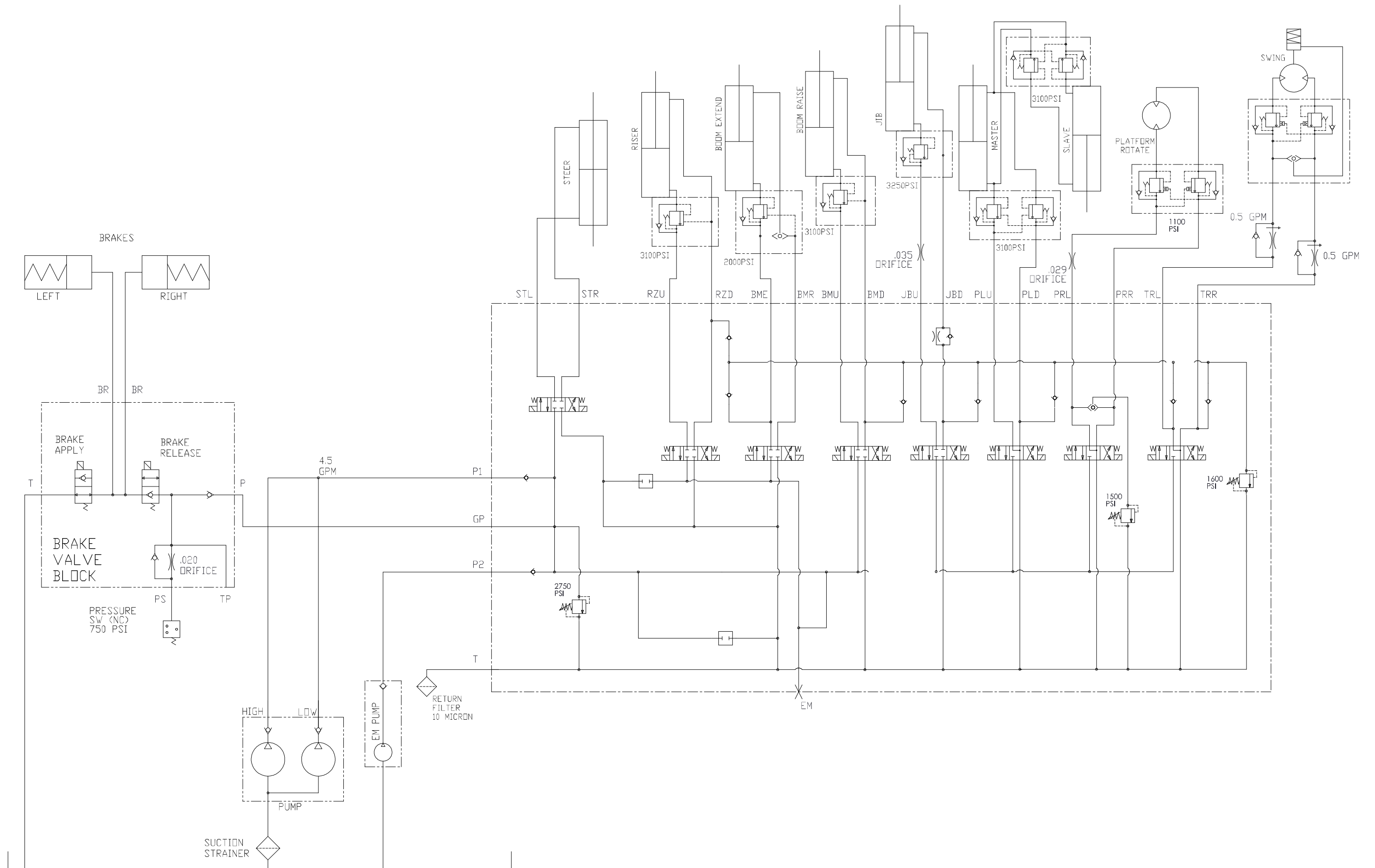


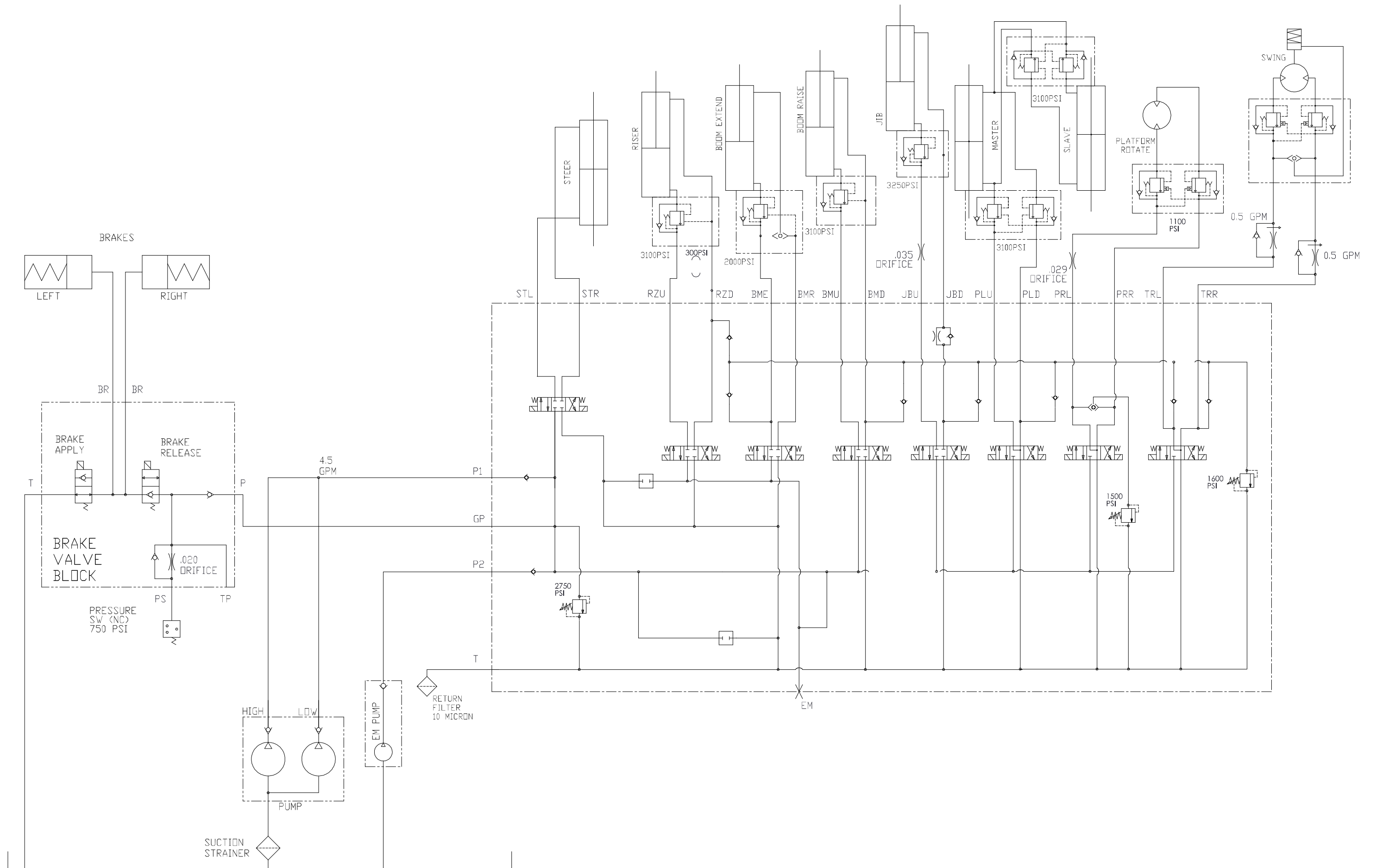
GP440 I/O LIST

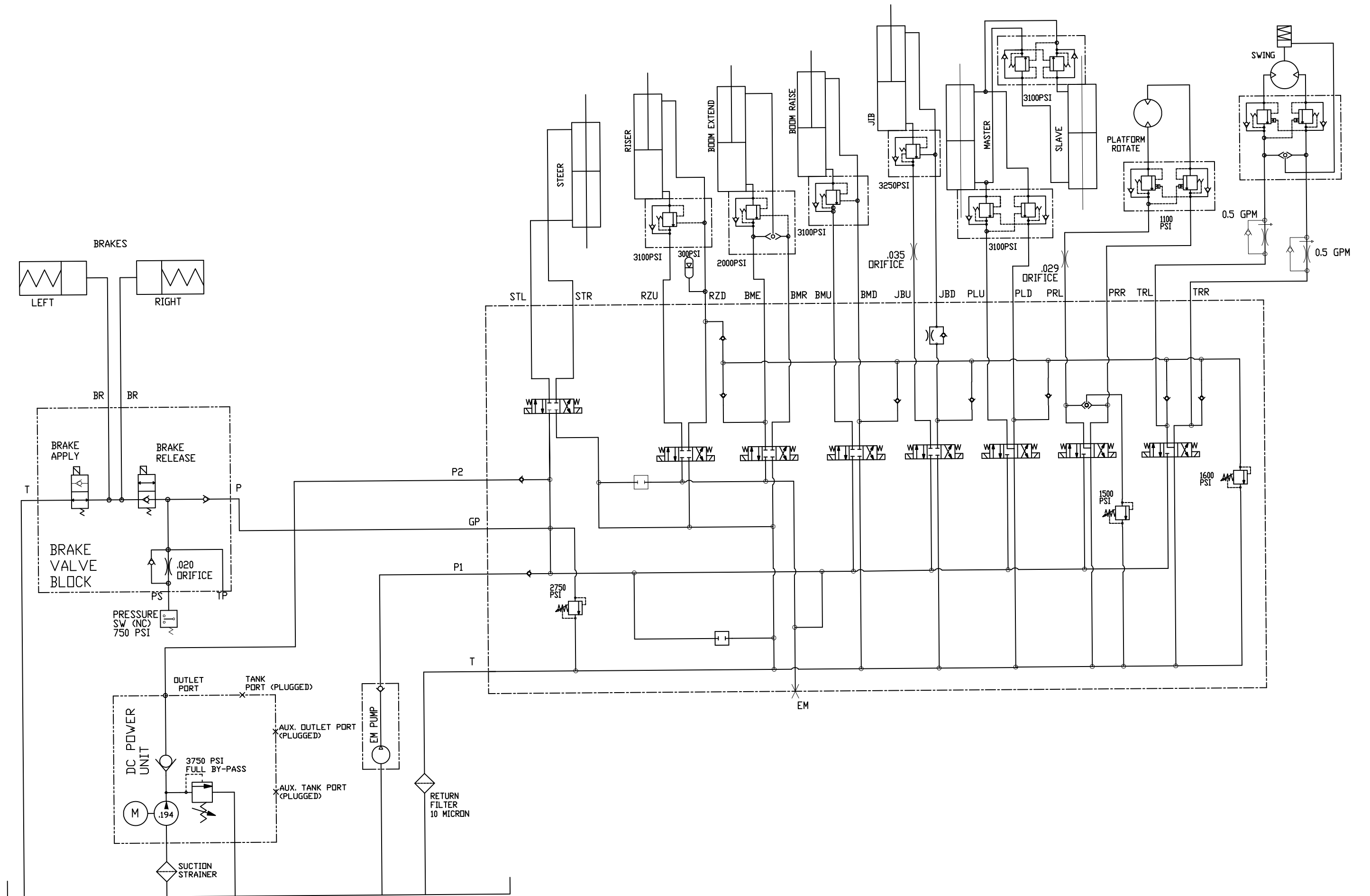
TERM	I/O TYPE	DESTINATION	
PP1-1	+5V	LOAD CELL	
PP1-2	+ DIFF		
PP1-3	- DIFF		
PP1-4	GND		
PP2-2	+ DIFF		
PP2-3	- DIFF		
PP2-4	GND		
PP5-1	2A OUTPUT		ALARM
PP5-2	2A OUTPUT		O/L TILT LIGHT
PP5-3	SUPPLY		TBM B+
PP5-7	GND	TBM B-	
PP5-8	2A OUTPUT	GUARD LIGHT	
PP6-6	GND	GROUNDS	
PP7-1	ANALOG INPUT	RHEOSTAT	
PP7-5	+5V		
PP7-6	GND		
PP10-1	ANALOG INPUT	JOYSTICK	
PP10-4	+5V		
PP10-6	GND		
PP10-9	DIGITAL INPUT		
PP10-10	DIGITAL INPUT		
PP10-12	BATTERY +		
PP11-1	CAN HIGH	CANBUS TO GP400	
PP11-2	CAN LOW		
PP14-1	DIGITAL INPUT	PLATFORM LEVEL UP	
PP14-2	DIGITAL INPUT	PLATFORM LEVEL DOWN	
PP14-3	DIGITAL INPUT	DRIVE HIGH SPEED	
PP14-7	DIGITAL INPUT	FOOT SWITCH	
PP14-10	DIGITAL INPUT	GUARD PROX SWITCH	
PP14-11	DIGITAL INPUT	GUARD OVERRIDE SWITCH	
PP15-1	DIGITAL INPUT	MAIN BOOM UP	
PP15-2	DIGITAL INPUT	MAIN BOOM DOWN	
PP15-3	DIGITAL INPUT	RISER UP	
PP15-4	DIGITAL INPUT	RISER DOWN	
PP15-5	DIGITAL INPUT	JIB UP	
PP15-6	DIGITAL INPUT	JIB DOWN	
PP15-7	DIGITAL INPUT	TELE EXTEND	
PP15-8	DIGITAL INPUT	TELE RETRACT	
PP15-9	DIGITAL INPUT	SWING CW	
PP15-10	DIGITAL INPUT	SWING CCW	
PP15-11	DIGITAL INPUT	PLATFORM CW	
PP15-12	DIGITAL INPUT	PLATFORM CCW	
PP15-13	DIGITAL INPUT	HORN	
PP15-14	DIGITAL INPUT	EMERGENCY POWER	
PP15-15	DIGITAL INPUT	DRIVE LIGHTS	

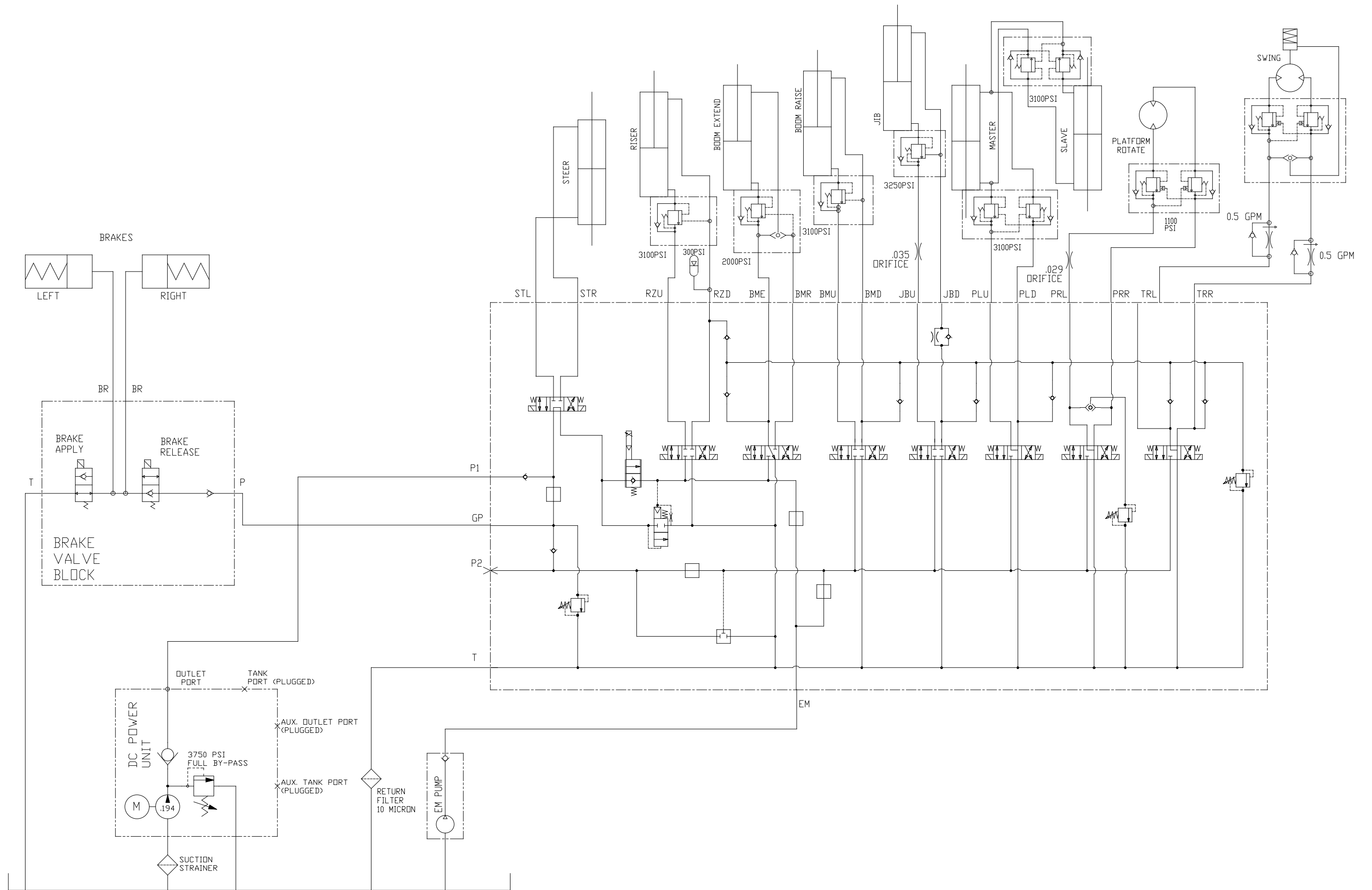
GP400C I/O LIST

TERM	I/O TYPE	DESTINATION
P2-1	CAN HIGH	CANBUS TO GP440
P2-2	CAN LOW	
P4-1	HIGH SIDE PWM	PLATFORM LEVEL UP
P4-4	HIGH SIDE PWM	PLATFORM LEVEL DOWN
P4-5	HIGH SIDE PWM	STEER RIGHT
P4-7	HIGH SIDE PWM	GUARD LIGHT
P4-8	HIGH SIDE PWM	BOOM DOWN
P4-9	HIGH SIDE PWM	STEER LEFT
P4-10	HIGH SIDE PWM	BOOM UP
P4-12	SAFE HIGH PWM	DRIVE CONTACTOR
P4-15	SAFE HIGH SIDE	BRAKE RELEASE
P5-1	HIGH SIDE PWM	HIGH FLOW
P5-6	HIGH SIDE 2A	O/L TILT LIGHT
P5-7	HIGH SIDE PWM	BOOM RETRACT
P5-8	HIGH SIDE PWM	BOOM EXTEND
P5-9	HIGH SIDE 2A	SWING CW
P5-11	HIGH SIDE PWM	JIB DOWN
P5-12	HIGH SIDE 2A	SWING CCW
P5-15	HIGH SIDE PWM	JIB UP
P6-4	HIGH SIDE 2A	RISER UP
P6-5	HIGH SIDE 2A	RISER DOWN
P6-7	HIGH SIDE 2A	PLATFORM CW
P6-10	HIGH SIDE 2A	PLATFORM CCW
P6-11	HIGH SIDE 2A	DRIVE LIGHTS
P6-12	HIGH SIDE 2A	HORN
P6-13	HIGH SIDE 2A	MOTION ALARM
P6-14	HIGH SIDE 2A	AMBER BEACON
P7-1	DIGITAL INPUT	P600 P5-3
P7-2	DIGITAL INPUT	P600 P5-5
P7-4	DIGITAL INPUT	P600 P5-4
P7-5	DIGITAL INPUT	ENABLE
P7-6	DIGITAL INPUT	EMERGENCY POWER
P7-9	DIGITAL INPUT	PLATFORM LEVEL UP
P7-10	DIGITAL INPUT	PLATFORM LEVEL DOWN
P7-14	DIGITAL INPUT	PRESSURE SWITCH
P8-13	GND	BATTERY -
P9-1	RS232	DISPLAY
P9-2	RS232	
P9-3	RS232	
P9-4	RS232	
P12-1	CAN HIGH	CANBUS TO P600
P12-2	CAN LOW	
P14-1	DIGITAL INPUT	PLATFORM ROTATE CW
P14-2	DIGITAL INPUT	PLATFORM ROTATE CCW
P14-6	DIGITAL INPUT	RISER UP
P14-7	DIGITAL INPUT	RISER DOWN
P14-8	DIGITAL INPUT	RISER LIMIT SWITCH N/O
P14-9	DIGITAL INPUT	BOOM LIMIT SWITCH N/O
P14-10	DIGITAL INPUT	BOOM LIMIT SWITCH N/C
P15-1	DIGITAL INPUT	BOOM EXTEND
P15-2	DIGITAL INPUT	BOOM RETRACT
P15-3	DIGITAL INPUT	SWING CW
P15-4	DIGITAL INPUT	SWING CCW
P15-5	DIGITAL INPUT	BOOM UP
P15-6	DIGITAL INPUT	BOOM DOWN
P15-7	DIGITAL INPUT	JIB UP
P15-8	DIGITAL INPUT	JIB DOWN
P15-9	DIGITAL INPUT	RISER LIMIT SWITCH N/C
P15-10	BATTERY +	SWITCH COMMONS
P15-11	BATTERY +	LIMIT SWITCH COMMONS









A	OVERLOAD APRIL 2017 AND AFTER	115
5' ALUMINUM PLATFORM ASSEMBLY	6' STEEL PLATFORM ASSEMBLY WITH BUMP	
500# GRAVITY GATE WITH OVERLOAD	GUARD SYSTEM PADDING AND OVERLOAD	
OCTOBER 2019 AND AFTER	SEPTEMBER 2018 AND AFTER	153
5' ALUMINUM PLATFORM ASSEMBLY	6' STEEL PLATFORM ASSEMBLY DOUBLE	
550# CE PG SWING GATE WITH SNORKEL	HANDRAIL SNORKEL GUARD	169
GUARD AND OVERLOAD OCTOBER 2019	6' STEEL PLATFORM ASSEMBLY 227KG PG WITH	
AND AFTER	OVERLOAD AND BUMP GUARD	160
112	6' STEEL PLATFORM ASSEMBLY 500# ANSI	
5' ALUMINUM PLATFORM ASSEMBLY	GRAVITY GATE SEPTEMBER 2008 AND AFTER .	
550# WITH SNORKEL GUARD AND	122	
OVERLOAD OCTOBER 2019 AND AFTER .	6' STEEL PLATFORM ASSEMBLY 500# CE ANSI	
109	PG GRAVITY GATE WITH OVERLOAD JULY 2019	
5' ALUMINUM PLATFORM ASSEMBLY	AND AFTER	125
500# GRAVITY GATE OCTOBER 2019 AND	6' STEEL PLATFORM ASSEMBLY 500# CE ANSI PG	
AFTER	GRAVITY GATE WITH OVERLOAD NOVEMBER	
102	2016 AND AFTER	129
5' ALUMINUM PLATFORM ASSEMBLY	6' STEEL PLATFORM ASSEMBLY ANSI BUMP	
550# PG WITH SWING GATE AND SNORKEL	GUARD ASSEMBLY WITH PADDING AND	
GUARD OCTOBER 2019 AND AFTER	OVERLOAD	133
105	6' STEEL PLATFORM ASSEMBLY CE WITH	
5' ALUMINUM PLATFORM ASSEMBLY 500#	PADDED DOUBLE HANDRAILS AND OVERLAOD	
CE GRAVITY GATE OCTOBER 2019 AND	OCTOBER 2019 AND AFTER	166
AFTER	6' STEEL PLATFORM ASSEMBLY WITH BUMP	
95	GUARD AND PADDED DOUBLE HANDRAILS	
5' ALUMINUM PLATFORM ASSEMBLY 500#	OCTOBER 2019 AND AFTER	163
GRAVITY GATE OCTOBER 2019 AND	6' STEEL PLATFORM ASSEMBLY WITH BUMP	
AFTER	GUARD SYSTEM AND PAD OCTOBER 2019 AND	
91	AFTER	146
5' STEEL PLATFORM ASSEMBLY SWING	6' STEEL PLATFORM ASSEMBLY WITH BUMP	
GATE HANDRAIL WITH PADS OCTOBER	GUARD SYSTEM AND PAD OCTOBER 2019 AND	
2019 AND AFTER		
120		
5' STEEL PLATFORM ASSEMBLY WITH		
BUMP GUARD WITH PADDING		
85		
5' STEEL PLATFORM ASSEMBLY WITH		
SWING GATE BUMP GUARD SYSTEM AND		

AFTER	139	A46JE ELECTRICAL SCHEMATIC CE A26006FB	
A26006EA ELECTRICAL SCHEMATIC CE		ADDED EMERGENCY POWER	493
A26006EA WIRING UPDATE	492	A46JE HYDRAULIC SCHEMATIC A26007AA ...	499
A46JE ELECTRICAL SCHEMATIC A26007DD		A46JE HYDRAULIC SCHEMATIC A26007BA	
A46JE HYDRAULIC SCHEMATIC A26007DD		ADDED ACCUMULATOR	500
CHANGED THE ROUTING OF THE HOSE		A46JE HYDRAULIC SCHEMATIC A26007DE	
BETWEEN THE PUMP AND RESERVOIR		UPDATED INTERNALS OF CONTROL VALVE AND	
TANK	501	BRAKE VALVE	502
A46JE ELECTRICAL SCHEMATIC ANSI		A46JE MAINTENANCE	468
A26002B	486	A46JE SOFTWARE CHANGE JUNE 2019 AND	
A46JE ELECTRICAL SCHEMATIC ANSI CE		AFTER	260
A26037AA	494	AB46 TOOL TRAY	452
A46JE ELECTRICAL SCHEMATIC ANSI		AB46E CE CONVERSION	263
A26002C UPDATED WIRES ON JOYSTICK		ACCUMULATOR ASSEMBLY	230
0260006 AND 0260077	487	AIRLINE TO PLATFORM ALUMINUM PLATFORM	
A46JE ELECTRICAL SCHEMATIC ANSI		429
A26002D	488	AIRLINE TO PLATFORM STEEL PLATFORM ..	428
A46JE ELECTRICAL SCHEMATIC ANSI CE		AMBER BEACON LIGHT	407
A26037AD ADDED 10A CIRCUIT BREAKER .		AMBER BEACON WIRING HARNESS	411
495		ANTI BUCKLE WEAR PAD ASSEMBLY	
A46JE ELECTRICAL SCHEMATIC ANSI CE		SEPTEMBER 2008 AND AFTER	65
A26037AF UPDATED BOOM SWITCH LOGIC		BATTERY CHARGER ASSEMBLY 48V - 12V A46JE	
.....	497	282
A46JE ELECTRICAL SCHEMATIC CE		BATTERY DISCONNECT PANEL ASSEMBLY ..	296
A26006BA	489	BATTERY DISCONNECT PANEL ASSEMBLY PG	
A46JE ELECTRICAL SCHEMATIC CE		A46JE-04-000159 AND AFTER	298, 300
A26006CA ADDED OVERLOAD CONTROL		BATTERY TRAY COVER ASSEMBLY MAY 2013	
OVERLOAD SENSOR	490	AND AFTER	23
A46JE ELECTRICAL SCHEMATIC CE		BEACON LIGHT A46 JULY 2019 AND AFTER ..	409
A26006DA ADDED DUAL INDICATOR		BOOM INSTALLATION PG A46JE A46JRT MARCH	
LIGHTS TO UPPER CONTROL BOX	491	2018 AND AFTER	51

BOOM LIFT LIMIT SWITCH CE FEBURARY 2014 AND AFTER	347	010860	270
BOOM SWITCH CONFIGURATIONS ASSEMBLY CE JUNE 2009 AND AFTER .	343	CHASSIS HOSE ASSEMBLY A46JE PG OCTOBER 2019 AND AFTER	190
BRAKE VALVE ASSEMBLY	196	CHASSIS WIRING ANSI A46JE-04-000158 AND BEFORE CE A46JE-04-010859 AND BEFORE ...	266
BRAKE VALVE ASSEMBLY PG A46JE-04- 000159 AND AFTER	198	CHASSIS WIRING HARNESS ANSI A46JE-04-000158 AND BEFORE CE A46JE-04-010859 AND BEFORE	268
BRAKE VALVE BEFORE A46JE-04-000159 194		CONTACTOR ASSEMBLY 48 VOLT	286
BRAKE VALVE PG CE AFTER A46JE-01- 010860	200	CONTACTOR PG 12VOLT ASSEMBLY ANSI A46JE- 04-000159 AND AFTER CE A46JE-01-010860 AND AFTER	288
CHARGER ASSEMBLY 48 VOLT GLOBAL INPUT ANSI CE A46JE-04-171000363 AND BEFORE	276	CONVERTER ASSEMBLY 48 VOLT DC TO 12 VOLT DC	284
CHARGER ASSEMBLY 48VOLT CE	280	COVER ASSEMBLY ENGINE COMPARTMENT ..	25
CHARGER ASSEMBLY 48VOLT PG ANSI A46JE-04-171000364 AND AFTER	278	CSA A46JE PG	467
CHASSIS ASSEMBLY A46JE PG OCTOBER 2019 AND AFTER	10	CSA A46JE A46JE-04-000159 AND AFTER	464
CHASSIS ASSEMBLY A46JE PG/ ANSI/ CE AFTER S/N A46JE-04-000159	192	CSA A46JE PACKAGE	462
CHASSIS ASSEMBLY ANSI BEFORE A46JE- 04-000159 AND CE BEFORE A46JE-01-010860	6	DECAL PLACARD AB46JE FRENCH INSTALLATION SEPTEMBER 2019 AND AFTER .	187
CHASSIS ASSEMBLY PG ANSI A46JE-04- 000159 AND AFTER PG CE A46JE-01-010860 AND AFTER	274	DOWN LIMIT SWITCH WIRING HARNESS	342
CHASSIS ELECTRICAL ASSEMBLY A46JE PG OCTOBER 2019 AND AFTER	272	DRIVE LIGHTS PG ANSI A46JE-04-000159 AND AFTER AND CE A46JE-01-010860 AND AFTER .	421
CHASSIS HARNESS PG ANSI AFTER A46JE- 04-000159 AND PG CE AFTER A46JE-01-		DUAL PROPORTIONAL CONTROL VALVE	219
		ELECTRICAL PANEL ASSEMBLY ANSI A46JE-04- 000158 AND BEFORE CE A46JE-01-010859 AND BEFORE	290
		EMERGENCY POWER ASSEMBLY ANSI CE AS A46JE-04-000159 AND AFTER CE A46JE-01-010860 AND AFTER	228

EMERGENCY POWER UNIT 12 VOLT . . . 229	414
EMERGENCY POWER UNIT 48 VOLT ANSI . . . 227	HEADLIGHT TAIL LIGHT WORK LIGHT PG WIRING 416
EMERGENCY POWER UNIT ASSEMBLY 48VOLT 225	HORN WIRING HARNESS 334
EXTREME PROTECTION KIT 430	HYDRAULIC KIT CE 236
FALL RESTRAINT ASSEMBLY 6' STEEL PLATFORM 443	HYDRAULIC OIL RETURN FILTER ASSEMBLY 232
FRONT HUB ASSEMBLY DECEMBER 2008 AND AFTER 19	HYDRAULIC PLUMBING 234
GENERAL INFORMATION, A46JE 1	HYDRAULIC POWER UNIT ASSEMBLY 221
HALOGEN DRIVING LIGHTS WITH RED REAR LIGHTS MAY 2013 ABD AFTER . . . 418	HYDRAULIC POWER UNIT DC 223
HARNESS CHASSIS PG A46JE 338	JIB BOOM CYLINDER 252
HARNESS DRIVING LIGHTS TAIL LIGHTS PG ANSI A46JE-04-000159 AND AFTER . 424, 426	JOYSTICK SINGLE AXIS WITH ROCKER PG CONTROL 387
HARNESS INTERNAL PLATFORM BOX PG ANSI A46JE-04-000159 AND AFTER PG CE A46JE-01-010860 378	LANGUAGE KIT SPANISH A46JE 186
HARNESS INTERNAL UPPER CONTROL BOX PG A46JRT-04-000361 AND AFTER . 385	LEVEL SENSOR ASSEMBLY 294
HARNESS PLATFORM CONTROL PG ANSI A46JE-04-000159 AND AFTER PG CE A46JE-01-010860 AND AFTER 383	LEVEL SENSOR WIRE HARNESS JANUARY 2008 333
HARNESS POWER TO PLATFORM ASSEMBLY 391	LIGHT PACKAGE 412
HARNESS TURNTABLE PG ANSI A46JE-04-000159 AND AFTER PG CE A46JE-01-010860AND AFTER 336	LIGHT PACKAGE LED PG 423
HEADLIGHT TAIL LIGHT WORK LIGHT PG	LOWER BOOM ASSEMBLY AUGUST 2017 AND AFTER 47
	LOWER BOOM ASSEMBLY ORFF BEFORE PG JULY 2017 AND AFTER 43
	LOWER CONTROL PANEL ANSI A46JE-04-000158 AND BEFORE 304
	LOWER CONTROL PANEL PG ANSI A46JE-04-000159 AND AFTER PG CE A46JE-01-010860 AND AFTER 316
	LOWER CONTROL PANEL – CE 310
	LOWER CONTROLS TO BOOM CONTROLLER WIRING HARNESS ANSI 326

LOWER CONTROLS TO BOOM CONTROLLER WIRING HARNESS CE ... 328	MOTION ALARM WIRING HARNESS JULY 2016 AND AFTER 335
LOWER CONTROLS TO BOOM FUNCTION VALVE WIRING HARNESS 322	OPTIONAL BOOM BRUSH KIT 435
LOWER CONTROLS TO BRAKE RELEASE VALVE WIRING HARNESS 320	OUTLET ASSEMBLY AT CHASSIS 302
LOWER CONTROLS TO DRIVE CONTROLLER WIRING HARNESS 324	PERSONAL FALL ARREST LANYARD ATTACHMENT 445
LOWER CONTROLS TO UPPER CONTROLS WIRING HARNESS 12/8 CONDUCTOR .. 330	PG ELECTRICAL PANEL ASSEMBLY APRIL 2019 AND AFTER 292
LOWER CONTROLS TO UPPER CONTROLS WIRING HARNESS 18/19 CONDUCTOR . 331	PINION GUARD INSTALLATION A46 465
LOWER CONTROLS TO UPPER CONTROLS WIRING HARNESS JULY 2009 AND AFTER . 350	PLACARDS AND DECALS SPANISH NON ANSI . 183
MAIN BOOM EXTEND CYLINDER 250	PLACARDS AND DECALS A46JE 177, 180
MAIN BOOM LIFT CYLINDER 246	PLATFORM ASSEMBLY CE A46JE 82
MAIN MANIFOLD VALVE ASSEMBLY A46JE-04-000158 AND BEFORE A46JE-01- 010859 AND BEFORE 213	PLATFORM AC POWER ANSI INSTALLATION . 389
MAIN MANIFOLD WITH PROPORTIONAL VALVE ASSEMBLY PG A46JE-04-000159 AND AFTER A46JE-01-010860 AND AFTER 215	PLATFORM BOX COURTESY LIGHT 458
MAIN MANIFOLD WITH PROPORTIONAL VALVE HYDRA FORCE JANUARY 2017 AND AFTER 217	PLATFORM BUMPGUARD SYSTEM CE 449
MAIN VALVE E-DRIVE ASSEMBLY ORFF 211	PLATFORM CONTROL BOX ASSEMBLY ANSI A46JE-04-000158 AND BEFORE 354
MASTER LEVEL CYLINDER 242	PLATFORM CONTROL BOX ASSEMBLY PG A46JE-04-000159 AND AFTER 374
MOTION ALARM AB46 438	PLATFORM CONTROL BOX PG ANSI A46JE-04- 000159 AND AFTER PG CE A46JE-01-010860 AND AFTER 369
	PLATFORM CONTROL BOX PG ANSI A46JE-04- 000159 AND AFTER PG CE A46JE-01-010860 AND AFTER 364
	PLATFORM CONTROLS HARNESS JUNE 2016 AND BEFORE 352
	PLATFORM FOOT SWITCH ASSEMBLY 392
	PLATFORM INSTALLATION A46JE A46JRT 76
	PLATFORM OVERLOAD MODULE WIRING

HARNESSES	395	TILT LIGHT	460
PLATFORM OVERLOAD SYSTEM AT LOWER CONTROLS	397	TIRE AND WHEEL FOAM FILL ASSEMBLY	20
PLATFORM OVERLOAD SYSTEM AT UPPER CONTROLS	399	TIRE WHEEL ASSEMBLY FOAM FILL NM W	21
PLATFORM ROTATOR ASSEMBLY	258	TIRES FF NON-MARK ANSI CE STANDARD	22
PLATFORM WORK LIGHTS 2 FLOOD A46JE-04-0001585 AND BEFORE CE A46JE-01-010859 AND BEFORE	453	TIRES FOAM FILLED NON-MARKING ELECTRIC	401
RISER BOOM LIFT CYLINDER	244, 248	TOP BOOM ASSEMBLY PG ANSI A46JE-04-000159 AND AFTER AND PG CE A46JE-01-010860 AND AFTER	57
RISER LIFT LIMIT SWITCH CE JUNE 2008 AND AFTER	345	TOP BOOM ASSEMBLY A46JE-04-000158 AND BEFORE CE A46JE-01-010859 AND BEFORE	53
SANDBLAST COVER ASSEMBLY	433	TOP OUTER BOOM ORFF PG ASSEMBLY MAY 2008 AND AFTER	61
SANDBLAST KIT	431	TORQUE DRIVE HUB REGGIANNA RIDUTTORI A46JE A46JRT	205
SLAVE LEVEL CYLINDER FISHER		TORQUE DRIVE HUB OMNI GEAR	202
ROSENBOOM	254	TOW PACKAGE	402
SLAVE LEVEL CYLINDER PB	256	TURNTABLE ASSEMBLY A46JE ANSI A46JE-04-000158 AND BEFORE CE A46JE-01-010859 AND BEFORE	27
SNORKEL GUARD ASSEMBLY A46JE A46JRT	173	TURNTABLE ASSEMBLY E-DRIVE PG ORFF A46JE OCTOBER 2017 AND AFTER	38
SNORKEL GUARD KIT AB46 SERIES AUGUST 2015 AND BEFORE	175	TURNTABLE ASSEMBLY PG ANSI A46JE-04-000159 AND AFTER PG CE A46JE-01-010860 AND AFTER	33
STEERING CYLINDER	240	UPPER BOOM ASSEMBLY ANSI/CE DECEMBER 2019 AND AFTER	73
STEERING CYLINDER ASSEMBLY	238	UPPER BOOM ASSEMBLY ORFF FEBURARY 2020 AND AFTER	67
STEERING SPINDLE ASSEMBLY LEFT HAND MAY 2012 AND AFTER	17	UPPER BOOM ASSY PG ANSI A46JE-04-000158 AND BEFORE CE BEFORE A46JE-01-010859 AND	
STEERING SPINDLE ASSEMBY RIGHT HAND MAY 2012 AND AFTER	15		
SWING DRIVE A46JE A46JRT	210		
SWING DRIVE ASSEMBLY NOVEMBER 2015 AND BEFORE	208		
SWING GATE INSTALLATION AB46	447		

BEFORE	70
UPPER CONTROL BOX ASSEMBLY CE	
A46JE-01-010859 AND BEFORE	359
UPPER CONTROL BOX COVER	441
UPPER CONTROL BOX COVER ASSEMBLY	
METAL	440
WIRE HARNESS DOWN LIMIT SWITCH PG	
ANSI A46JE-04-000159 AND AFTER PG CE	
A46JE-01-010860 AND AFTER	340
WIRE HARNESS E-DRIVE FOOT SWITCH .	
394	
WIRE HARNESS EXT LIMIT SWITCH JUNE	
2008 AND AFTER	349
WIRE HARNESS PLATFORM WORK LIGHTS	
ANSI A46JE-04-000159 AND AFTER CE	
A46JE-01-010860 AND AFTER	456
WORK LIGHTS PG ANSI A46JE-04-000159	
AND AFTER CE A46JE-01-010860 AND	
AFTER	455

B	0071536	460, 463
*	0071582	389
262, 262, 262, 262	0071654	430
-	0071654 D	442
14, 410	0071800 H	393
0020266	0071837	448
406	0071927	178, 181
0020275	0071927FR	188
191	0071927P	183
0020280	0072004	458
190, 192, 234, 406	0072012	413, 417, 423
0060290	0072012 F	458
234	0072277	178, 181, 183
0060305	0072277FR	188
190, 192	0072530	178, 181
0060373	0072530FR	188
127, 131, 393	0072530P	183
0070596	0072531	92, 96, 100, 103, 107, 109, 112, 178, 181
393	0072531FR	188
0070730	0072531P	183
319, 368, 373, 377	0072541	177, 180
0070747 90, 119, 138, 145, 152, 159, 319, 368,	0072541FR	187
373, 377	0072541P	183
0070753	0073043	177, 180
368, 373, 377	0073043FR	187
0070768	0073043P	183
35, 234	0073057	419
0070772	0073076	442
190, 192, 234	0073089	179, 182, 184, 188
0070791	0073224	177, 180
191, 192, 234	0073224FR	187
0070839		
406		
0070901		
177, 180		
0070901FR		
187		
0070901P		
183		
0070910		
35, 235		
0070921		
177, 180		
0070921FR		
187		
0070921P		
183		
0070927		
35, 234		
0070967 92, 96, 100, 103, 107, 111, 114, 160,		
163, 166, 393		
0071425		
178, 181		
0071425ES		
183		
0071425FR		
188		

0073224P	184	0082234-5	92, 96, 99, 102
0073250	419	0082908	107, 109, 112
0073298	20, 21, 22, 178, 181, 401	0083426	179, 182, 184, 188
0073298FR	188	0083427	178, 181, 184, 187
0073298P	184	0084468	436
0073325	231	0084469	436
0073492	177, 180	0090402	191, 192, 234, 406
0073492FR	187	0090430	267
0073492P	184	0090589E	78, 92, 96, 100, 103, 127, 131, 135, 142, 149, 156, 160, 163, 166, 170
0073781	273, 275, 419	0090760	406
0073940	267, 273, 275	0100555	414, 455
0074209	177, 180	010092-014	7, 13
0074209FR	187	010148-003	9, 290, 293
0074209P	184	010148-004	290
0074210	177, 180	010149-000	290, 293
0074210FR	187	010154-001	267, 273, 275
0074210P	184	0110833	405
0074311	177, 180	0110836	405
0074311FR	187	0110943	405
0074311P	184	0111464	404
0074782	442	0111465	405
0074908	178, 181, 188	0111520	405
0074979	389	0113540	175
0075234	461, 463, 464, 467	0113541	175
0075235	178, 181, 184, 187	0113560	107
0075268	266, 272, 274	0113560-5	92, 96, 100, 103, 109, 112
0080484	273, 275	0113561	107
0080759	429	0113561-5	92, 96, 100, 103, 109, 112
0080768	413	0113642	175
0080768 H	453	0113719	87, 107
0081384	460, 462		

0113719-5 .. 92, 96, 101, 104, 111, 114, 116, 120	0161215P 184
0113742 C 391	0161408 267
011469-006 8, 10	0161746 267
011739-020 44, 45, 47	0162060-5 389
011764-020 53, 57, 61	0162244 267, 273, 275
011788-001 7	0162280 178, 181
012039-000 8, 10	0162280FR 188
013336-001 30, 33, 38	0162280P 184
013888-224 7, 13	0163173P 185
0150440 267	0163252 357, 362
0150448 78, 107, 109, 112, 127, 131, 135, 142, 149, 156, 160, 163, 166, 170, 184	0170335 265, 363
0150452 178, 181, 184, 187	0172451 93, 97, 100, 103, 107, 109, 112
0150602 178, 181	0180127 E 418
0150602FR 187	0180784 191, 193, 235
0150602P 184	0181031 419
0150604 213, 215	0181163 191, 193, 235
0150606 178, 181	0181187 419
0150606FR 187	0181376 416, 417, 419, 421, 455, 459
0150606P 184	0181377 87
0151917 178, 181, 184, 187	0181377-5 116
0151918 213, 216	0181381 87, 116, 135, 142, 149, 156, 450
0152346 404	0181382 87, 450
0152354 405	0181382-5 116
0152564 419	0181406 87, 116, 135, 142, 149, 156, 450
0161177-5 92, 96, 99, 102	0181407 87, 117, 135, 143, 150, 157, 451
0161182 93, 97, 99, 102	0181408 87, 117, 135, 143, 150, 157, 451
0161184 93, 97, 99, 102	0181466 406
0161213P 184	0181480 78, 135, 143, 150, 157, 170
0161215 178, 181	0181485 448
0161215F 188	0181562 178, 181
	0181562ES 185

0182138	445	0260037 C	334
0182139	443, 445	0260038	348
0182140	443, 445	0260038 D	349
0182146 C	445	0260041	196
0182147	443, 445	0260041 B	194
0182149	443, 445	0260046	211, 213
0182150	446	0260046 D	219
0182236	178, 181	0260047	81, 89, 94, 98, 101, 101, 104, 108, 119, 121, 138, 145, 152, 159
0182236FR	188	0260053 C	307
0182236P	185	0260061	52, 124
0182278	420	0260062	8, 12
0182340	87, 450	0260070	9, 12
0182340-5	117	0260077	123
0182527	88	0260077 D	356
0182527-5	117, 120	0260078	308
0260001	8	0260079	451
0260002	356	0260080	29
0260013	356, 361	0260081	83
0260017	29	0260081 B	361
0260019	308, 314	0260082 E	313
0260021	276	0260099	8, 12
0260022	290	0260103	30, 35, 40
0260025	291	0260115	307, 313
0260028	31	0260139	8
0260029 G	350	0260139-8	12
0260031 F	330	0260140	267
0260032 E	332	0260140 A	320
0260033	267	0260141	267
0260033 B	333	0260141 E	268
0260036 B	342	0260142	81, 83, 94, 98, 101, 108, 109, 112, 123, 126,
0260037	31, 35, 263		

130, 138, 145, 152, 159, 161, 163, 166	0260215	356, 362
0260142 D	0260216	361
0260143 B	0260219	30
0260144	0260229	264
0260144 A	0260230	344
0260145	0260230-1	264
0260145 B	0260231	344
0260153 A	0260231 G	348
0260153-1 A	0260232	264, 348
0260153-9-SK	0260233 H	122
0260166	0260234	264, 346
0260183	0260235	344
0260185	0260235 B	346
0260186	0260236	264, 346
0260187	0260259	51
0260188	0260259 E	407
0260189	0260259 F	410
0260190	0260260	35, 40
0260191	0260260 A	439
0260199	0260294	428
0260200-0	0260295	428, 429
0260206	0260297	55, 59, 63
0260207	0260305	252
0260208	0260307	243
0260209	0260309	250
0260210	0260315	55, 59, 63
0260210 B	0260316	55, 59, 63, 66
0260211	0260317	55, 59, 63
0260212	0260318	55, 59, 63
0260213	0260320	55, 59, 63
0260214	0260321	55, 59, 63

0260323	55, 59, 63	0260442P	185
0260335	30	0260447	429
0260335 C	208	0260450	66
0260347	55, 59, 63, 264, 348	0260451	66
0260368	55, 59, 63	0260452	55, 59, 63
0260371 D	82	0260452 B	66
0260376	51	0260455	9, 12
0260376 R	53	0260455 A	25
0260376 Y	57	0260456	7
0260377	55, 59, 235	0260456 E	296
0260377-100	64	0260458	8, 12
0260390	31, 35, 40	0260458 C	23
0260390-3	264	0260459	7
0260390-8	466	0260459C	276
0260392	107, 109, 112	0260460	8
0260396	51	0260460 A	294
0260396 X	47	0260461	7
0260414V	28	0260461 A	285
0260416	348	0260462	8, 12
0260416-0	264	0260462 A	302
0260427	463, 464, 467	0260463	7
0260429	407, 410	0260463 C	196
0260429 C	411	0260464	6, 12
0260433 B	344	0260464 A	238
0260437	178, 181	0260467	7, 12
0260437FR	188	0260467 B	17
0260437P	185	0260468	6, 12
0260440	6	0260468 B	15
0260440 E	290	0260469	7, 12
0260442	179, 182	0260469 J	221
0260442FR	189	026047	127, 131

0260474	406	0260525	462
0260474 K	6	0260530 P	177
0260475	31, 35	0260530 Q	180
0260475 B	231	0260531	267
0260484	439	0260531 A	328
0260484 B	335	0260535	68, 71, 74
0260487	45, 49, 344	0260536	404
0260489	31, 36	0260538	404
0260489 B	233	0260539	405
0260491	55, 59, 63	0260540	404
0260492	55, 59, 63	0260541 E	404
0260493	55, 59, 63	0260542	405
0260494 B	213	0260568	55, 59, 63
0260497	291	0260589	264
0260497 B	286	0260590	264
0260499	265	0260593	413
0260500	78, 107, 110, 124, 126, 130, 136, 141, 148, 155, 161, 163, 170	0260595 C	452
0260500 C	389	0260596	452
0260501	84	0260644	186
0260502	55, 59, 63	0260644 K	183
0260504	45, 49, 344	0260647	71
0260505	45, 49, 344	0260648 C	448
0260506	71, 74	0260649	430
0260506-1	68	0260649 E	436
0260509	19	0260651	430
0260510	19	0260652	431
0260511	19	0260653	431
0260512	19	0260654	430
0260514	124	0260654 C	431
0260516	252	0260655 E	186
		0260659	431

0260678 B	263	0260806	292
0260679	9	0260808 H	376
0260679-8	12	0260809	272, 274
0260684 A	460	0260809 F	270
0260692	32	0260809G	338
0260693	32	0260810	317
0260694	32	0260811	317
0260702	24	0260812	318
0260717	414	0260813	319
0260717-5	455	0260814	367, 372, 376
0260719	414	0260815	368, 373, 377
0260719-8	421	0260815 G	382, 385
0260721	414, 416, 421, 455	0260815G	382
0260722	414, 416, 421	0260818	12
0260732	241	0260818 B	292
0260733	437	0260819-8	12
0260735	243	0260825	317
0260739	29	0260828	318
0260740	29	0260830 B	225
0260744	251	0260838	173
0260745	31, 263	0260839	174
0260756	9, 12	0260840	173
0260756 G	282	0260841	173
0260760	252	0260842	173
0260776	29	0260843	173
0260803	12	0260844	318
0260803 B	299	0260850	176
0260803 C	301	0260850 D	173
0260804	299, 301	0260850-5	78, 126, 130, 136, 142, 149, 156, 161, 164, 166, 170
0260805	12	0260852	174
0260805A	228		

0260853	176	0260898 A	457
0260853 C	175	0260899	423, 455
0260857	174	0260900	421, 423
0260859	36, 40	0260901 A	423
0260859 F	317	0260903 G	125
0260860	366, 372, 376	0260904 C	352
0260863	376	0260915	81, 127, 131
0260864	36	0260920	35, 41
0260864 B	337	0260920 A	210
0260867 M	274	0260930	464
0260867 N	192	0260930 A	467
0260867 P1	10	0260947	119
0260867 P2	272	0260952	273, 275
0260867 P3	190	0260954	179, 182
0260868	51	0260954ES	186
0260868 J	33	0260956	41
0260869 F	51	0260958	41
0260873	126, 130	0260959	41
0260873 J	366	0260969 C	61
0260873 K	371	0260970 C	43
0260891	293	0260973	90, 138, 145, 152, 159
0260891 B	289	0260978 E	67
0260894	368, 373, 376	0260998-FR	189
0260895	52	0261003	52
0260895 A	341	0261003 A	384
0260896	52	0261023	127, 131, 136, 143, 150
0260897	416, 421	0261023-5	78, 157, 170
0260897 A	425	0261025	155, 170
0260897A	425, 427	0261025-5	136, 141, 148, 161, 164, 166
0260897A 1	427	0261027	79, 88, 107, 117, 141, 148, 171
0260898	416, 455	0261027-4	79, 93, 97, 120, 136, 155, 161

0261028	88, 107	0261079-5	93, 97
0261028-5	93, 97, 100, 103, 110, 113, 117, 120	0261082	44, 49
0261033 F	129	0261083	44, 49
0261037 A	211	0261085	44, 49
0261039 G	38	0261086	46, 49
0261042-ES	186	0261089	46, 49
0261045	198	0261090	46, 49
0261045 A	201	0261093 C	116
0261046	12	0261094	443
0261046 B	198	0261095	444
0261052	22	0261096 B	443
0261053 A	22	0261097A	135
0261063 C	215	0261098 F	141
0261065B	87	0261099 F	148
0261067	431	0261101 D	155
0261068	431	0261103	136
0261069	281	0261103-5	142, 149, 156
0261069-8	279	0261104-5	136, 142, 149, 156
0261070	13	0261106 C	92
0261070C	278	0261107 C	96
0261071	179, 182	0261109 C	99
0261071FR	189	0261110 C	102
0261072	431	0261111 A	160
0261073	430	0261112 C	163
0261073 A	433	0261113 C	166
0261074-8	433	0261114B	81
0261075-8	433	0261115B	81
0261076-8	433	0261116B	81
0261077-8	433	0261164 A	280
0261078	88, 93, 97, 101, 117, 120	0261168	368, 373
0261079	88, 107, 117	0261173C	172

0261174 B	170	0420198	448
0261188 A	106	0420235	448
0261189 C	109	0420632	448
0261190 C	112	0421477	416, 421
0261208	440	0421519-5	448
0261215	440	0421529-5	448
0261218 B	440	0421530	448
0261237 A	466	0421606	405
0261247 B FR	187	0421613	406
0261255 A	120	056021-006	10, 73, 292, 344, 432
0261256	68, 74	056021-008	7, 10, 264, 292
0290915	172	056021-010	47, 58, 73, 100, 103, 125, 129
0323896	178, 181	056021-012	29, 33, 38, 79, 88, 93, 97, 106, 110, 113, 117, 120, 125, 129, 136, 144, 151, 158, 161, 164, 166, 171
0323896FR	188	056021-016	16, 17
0323896P	185	056058-012	203
0323897	178, 181	056058-018	33, 38, 79, 125, 129, 136, 144, 151, 158, 161, 164, 167, 171
0323897FR	188	056058-045	9, 11
0323897P	185	056059-004	297
0323899	178, 181	056059-020	29
0323899FR	188	056059-035	53, 57, 61
0323899P	185	056059-045	11
0350727	267, 272, 275	056059-050	34, 39
0350758	267, 273, 275	056059-060	29, 34, 39
0351039	266, 286, 289	056059-070	79, 125, 129, 136, 144, 151, 158, 161, 164, 167, 171
0351107	267, 272, 275	056060-030	47
0360891	444, 445	056060-035	11
0360892	444, 446	056060-060	45, 48, 67, 73
0361233	265, 358, 363		
0361357	182		
0361367	179, 186, 188		
0371891	273, 275		

056060-070	69	432
056060-080	44, 48, 53	056069-008
056064-008	67, 71	11, 28, 34, 39, 44, 48, 54, 58, 62, 79, 93, 97,
056064-010	58, 62, 66, 74	101, 104, 107, 110, 113, 126, 130, 136, 144, 151, 158,
056064-020	29, 34, 39, 79, 125, 129, 136, 144,	161, 164, 167, 171, 265, 276, 278, 281, 299, 301, 389
151, 158, 161, 164, 167, 171		056069-010
056064-024	67, 79, 88, 93, 97, 100, 103, 106,	54
110, 113, 117, 120, 126, 130, 136, 143, 150, 157,		056069-012
161, 164, 167, 171		7, 11, 30, 174
056065-040	39	056069-020
056065-060	34	29, 34, 39, 126, 130, 161, 164, 167
056065-090	7, 11	056201-006
056065-140	34, 39	291
056066-003	367, 372, 376	058480-130
056066-004	23, 26, 265, 276, 278, 280, 297, 299,	16, 18
301, 367, 372		058490-000
056066-005	11, 53, 57, 62, 265, 348, 451	203
056066-006	9, 11, 31, 34, 39, 53, 57, 62, 79, 126,	058490-045
130, 136, 143, 150, 157, 161, 164, 167, 171, 319		54
056066-008	11, 28, 34, 39, 45, 48, 53, 58, 62, 66,	058491-012
79, 93, 97, 101, 104, 106, 110, 113, 126, 130, 136,		45, 48, 67, 71, 74
143, 150, 158, 161, 164, 167, 171, 276, 278, 280,		058491-016
297, 299, 301, 389		81, 128, 132, 144, 151, 159, 172, 344
056066-010	11, 45, 48, 54	058491-020
056066-012	13	11, 30, 54, 58, 62, 285, 295, 319
056066-014	203	058491-025
056067-006	285, 295	431
056069-004	11, 23, 25, 278, 299, 301	058492-012
056069-005	44, 54, 58, 62, 69, 265, 348	54, 58, 62
056069-006	9, 11, 30, 44, 48, 54, 58, 62, 81, 126,	058492-020
130, 144, 151, 158, 172, 285, 295, 319, 407, 410,		7, 11, 34, 39, 79, 93, 97, 101, 104, 107, 110,
		113, 126, 130, 136, 144, 151, 158, 161, 164, 167, 171,
		389
		058492-025
		29, 33, 39, 44, 47, 59, 63, 276, 280, 299,
		301
		058492-035
		28, 34, 39, 126, 130
		058493-025
		54, 62, 74
		058494-030
		34, 39
		058494-035
		67, 93, 97, 100, 103, 107, 111, 114
		058503-020
		264
		058509-030
		48
		058509-090
		45
		062642-023
		259
		062642-024
		67, 71, 74
		062642-025
		68, 71, 74, 259

062642-031	31, 34, 39, 45, 48	068476-005	68, 71, 74
062642-033	7, 11	068477-001	44, 48
062642-036	45, 48, 243	068477-003	44, 48
06299-002	8	068477-005	44, 48
063979-006	221	068477-007	45, 48, 54, 58, 62
068319-000	28, 34, 39	068478-000	29, 34, 39
068319-001	28, 34, 39	068479-000	54, 58, 62
068368-000	15, 18	068485-000	28, 34, 39
068372-000	6	068492-000	54, 58, 62
068372-000-8	11	068496-025	54, 58, 62
068373-000	7, 11	068497-025	54, 58, 62
068378-000	7, 11	068543-000	43, 48
068380-000	7, 11	068556-002	45
068397-000	43, 48	068568-000	8, 11
068399-000	44, 48	068576-001	7, 12
068400-000	44, 48	068652-000	29, 34, 39
068412-000	43, 48	068653-000	30, 34, 40
068415-000	43, 48	068654-000	30, 34, 40
068417-000	43, 48	068656-000	30, 35, 40
068438-000	71, 74	068657-000	30, 35, 40
068438-000-1	68	068658-000	25
068439-000	71, 71, 71, 71, 71, 74	068659-000	23
068439-000-1	68	068660-000	28, 35, 40, 44, 49
068447-025	71, 74	068660-001	28, 35, 40
068447-025-1	68	068678-099	31, 35, 40
068456-001	238	068679-003	30, 35, 40
068456-001 C	240	068691-022	54, 59, 62
068456-011	240	068701-099	54, 58, 63
068476-002	54, 58, 62	068720-002	29, 35, 40
068476-003	68, 71, 74	068726-000	7
068476-004	68, 71, 74	068726-000-8	12

068727-000	7	155, 162, 164, 167, 172
068727-000-8	12	102373-000
068757-000	23	82, 123, 128, 132
068757-001	25	102373-000-5
068757-002	30, 35, 40	79, 137, 142, 149, 156, 162, 164, 167, 172
068759-000	30, 35, 40	104306-001
068791-000	30, 35, 40	82, 122
068792-000	29, 318	104674-107
068793-000	29, 35, 40	217
068794-000	45, 49	106530-001
068794-001	44, 49	82, 122, 128, 132
068796-001	44, 49	106574-119
068796-002	54, 58, 63	218
100432-002	212	106598-000
100432-004	40, 44, 69	123
100433-001	211	109104-000
100433-002	212	31, 35, 40
100433-005	212	116311-000
100434-002	40, 64, 69, 211	51
100434-004	64	116311-000 T
100468-001	79, 82, 122, 128, 132, 136, 142, 149, 156, 161, 164, 167, 171	73
100478-000	82, 122	116311-000M
100478-000-5	79, 126, 130, 136, 142, 149, 156, 161, 164, 167, 171	71
100481-000	80, 82, 122, 128, 132, 138, 142, 149, 156, 162, 164, 167, 172	28, 35, 40
102244-000	79, 83, 124, 137, 143, 150, 157, 172	116312-000
102244-000-0	265	116314-000
102244-000-5	168	6
102271-061	79, 84, 122, 128, 132, 137, 141, 148,	116320-000
		71
		116320-000 B
		258
		116320-001-1
		69, 74
		116322-000
		7, 12
		116323-000
		30, 35, 40
		116324-000
		8
		116324-000 A
		203, 206
		116324-000-3
		12
		116326-000
		68, 71, 74
		116342-000
		83, 123, 128, 132
		116342-000-5
		81, 142, 149, 156, 162, 165, 167, 172
		116346-000
		83, 265, 400
		116347-000
		83, 265, 400
		116351-003
		21
		116351-003-1
		20, 401
		116353-000
		18

116353-001	16	2502832	32, 36, 41, 44, 49
116354-000	6	2509842	245, 255
116354-000 B	19	2509847	255
116354-000-3	12	2572007	448
116354-001	19	2667500	448
116360-000	54, 59, 63	2690001	404
116362-000	68, 71, 74	29925-001	307, 313, 318
116363-000	44, 49	300492	448
116370-000	45, 49	3010005	332, 350
116370-000 C	245	3010006	330
116371-000	45, 49, 246	3011204	394
116371-000 B	249	3011241	271, 271, 339, 357, 363
116372-000	55, 58, 63	3011251	271, 282, 339, 357, 363
116372-000 B	250	3011441	269
116373-000	71, 74	3011601	269, 271, 309, 309, 315, 315, 323, 337, 339, 382, 386, 418, 454
116373-000 B	252	3011611	283
116373-000-3	68	3011641	268, 271, 309, 309, 315, 315, 319, 323, 325, 326, 329, 337, 339, 382, 386
116374-000	44, 49	3011661	271, 283, 339, 382, 386
116374-000 E	243	3011801	358, 363
12567-22	217	3011802	334, 335, 342, 349, 411, 411, 425, 427, 457
13269-2	218	3011803	89, 119, 138, 145, 152, 159, 321, 333, 341
13819	352	3011851	358, 363
13847-996	367, 372, 376	301403	174
13849-996	352, 384	301440	233
13850-92	353	3014742	283
13851-92	353	3014753	174, 176
13853-03	352, 384	3014761	384, 391
1430794	444	3020013	356, 361, 367, 372, 376, 417, 418, 421, 459
1431549	368, 373	3020015	356, 361
21510508 A	262		
2502816	45, 49, 54, 55, 58, 62		

3020016	318, 367, 372, 376	3028860 C	388
3020018	309, 315, 357, 361	3028861	388
3020021	80, 83, 88, 93, 97, 100, 103, 108, 110, 113, 117, 121, 123, 126, 130, 137, 142, 149, 156, 162, 165, 167, 171, 393	3028862	388
3020037	393	3028863	388
3020038	393	3028864	388
3020040	294	3028865	388
3020049	296	3028866	388
3020061	296, 299, 301	3028937	117
3020080	88, 117, 137, 143, 150, 157, 175, 309, 318, 357, 362, 367, 372, 376, 451	3030173	368, 373
3020081	263, 309, 315	3030179	81, 94, 98, 101, 101, 104, 108, 111, 114, 127, 131, 138, 145, 152, 159, 165, 168
3020087	309	3030185	318
3020097	309	3030188	80, 88, 93, 97, 101, 104, 108, 111, 114, 117, 127, 131, 137, 143, 150, 157, 165, 168, 171
3020098	88, 137, 157, 451	3040038	454, 458
3020103	264, 294	3040039	454, 459
3020140	264, 346	3040046	267
302555	448	3040047	271, 271, 321, 333, 334
3028810	264, 308, 314, 318, 356, 361, 367, 372, 376	3040057	265, 362
3028813	263, 315	3040065	420
3028814	264, 314	3040068	419
3028827	270, 338	3040069	299, 301, 309, 315
3028832	318	3040070	45, 88, 117, 137, 143, 150, 157, 264, 346, 348, 417, 421, 455
3028842	309, 357	3040082	419, 454
3028843	357, 367, 372, 376	3040083	176, 339, 382, 386, 418, 454
3028844	174	3040110	80, 88, 93, 97, 100, 103, 108, 110, 113, 117, 121, 126, 130, 137, 143, 150, 157, 162, 165, 167, 171, 390, 393
3028855	195	3040114	454
3028856	195	3040115	416, 421, 455
3028860	366, 371, 376		

3040116 . 80, 88, 93, 97, 100, 103, 108, 110, 113, 117, 121, 127, 131, 137, 143, 150, 157, 162, 165, 167, 171, 390, 393	3044161 176, 271, 339, 419, 454, 459
3040127 29, 36, 41	3044162 329
3040187 60, 88, 118, 137, 143, 150, 157	3044163 271, 339
3040252 299, 301, 389	3044599 419
3040268 267, 273, 275	3044836 269, 339
3040269 267, 273, 275	3044852 282, 419
3040270 267	3044853 394
3040293 264, 271, 309, 315, 339	3044854 268, 271, 325, 339
3040341 . 264, 265, 309, 315, 337, 357, 362, 382, 386, 407	3044856 269, 282
3040342 . 270, 271, 321, 322, 325, 326, 329, 332, 333, 334, 335, 338, 341, 342, 349, 351, 352, 384, 391, 411, 425, 427, 457	3045278 302
3040358 45	3045279 358, 363
3040433 357, 362	3046972 176
3040469 175, 265, 357, 362, 419, 451	3049803 . 269, 271, 321, 322, 334, 335, 337, 339, 342, 349, 411, 425, 427, 457
3040506 8	3049804 309, 315, 408
3040593 439	3049807 . 269, 271, 321, 322, 334, 335, 337, 339, 342, 349, 411, 425, 427, 457
3040624 389	3049808 309, 315, 408
3040625 389	3049813 . 270, 323, 324, 332, 337, 338, 350, 352, 384, 391
3040649 268, 309, 357, 362, 382, 386	3049814 323, 325, 332, 337, 338, 350, 352, 384, 391
3040650 264, 309, 315, 315, 330, 394	3049818 353, 384
3040698 269	3049820 333, 341
3040700 265, 308, 313, 357, 362	3049822 333, 341
3040711 264, 346, 348	3049823 308, 313
3040777 362	3049829 323, 326, 328, 332, 350
3044142 419	3049837 308, 313, 318, 357, 362
3044158 . 271, 319, 339, 382, 382, 386, 386, 457, 459	3049842 323, 327, 329, 332, 350
	3049849 308, 313, 318, 357, 362
	3049888 320
	3049890 320

3049891	308, 313	3220047	325, 327, 329
3049952	335	3220048	325, 327, 329
3049971	308, 313, 357, 362	3220079	419
3049986	89, 119, 138, 145, 152, 159, 382, 386, 388, 416, 421, 425, 427	3220088	308, 314, 318, 357, 362
3049993	388	3220089	357, 362, 366, 371, 377
3049994	176	3220090	357, 363
3050002	13	3220096	265, 362, 398, 400
3050130	279	3220098	285
3050134	281	3220099	330
3060008	459	3220101	357, 362
3060017	418	3220105	308, 314
3067619	418	3220106	291
3067620	453	3220107	291, 293
3069521	296, 299, 301	3220108	394
3069524	263, 309, 315, 318, 362, 366, 371, 376, 460, 462	3220109	394
3069528	418, 453	3220110	308, 314
3069533	418	3220112	307, 314
3069542	296, 299	3220113	307, 314
3070001	308, 315	3220114	308, 314
3070034	357, 362, 366, 371, 377	3220115	308, 314
3087791	291	3220117	308, 314
3087794	286	3220118	308, 314, 318
3087803	318	3220121	268
3087833	13	3220122	269
3087836	289	3220128	308, 314
3087838	227	3220129	268, 270, 338
3090019	419, 453	3220142	382, 386
3220019	299, 301, 309, 315, 357, 362	3220146	382, 385
3220026	271	3220158	283, 408
		3220171	32
		3220181	271, 339

3220183	271, 338, 382, 385	5031305	406
3220199	382, 385	5033035	211
3220242	271	5033043	212
3220249	382, 386	5033050	212
3220253	382, 386	5033051	212
3220257	382, 386	5033055	69
3220259	382, 386	5033614	222
3220272	384	5033615	222
3220273	384	5034501	55, 59
3220281	391	5035303	13, 37, 41, 55, 60, 72, 75, 197, 198, 213, 215
3220622	338	5035305	406
416836	178, 181	5035318	56, 60, 239
416836FR	188	5035321	197, 198
416836P	185	5035333	233
446086	9	5035703	213, 215
446836	362	5035707	222
451986	178, 181	5035708	213, 215
451986FR	188	5036103	197, 198, 215
451986P	185	5036703	213, 216, 406
459986	228, 229	5036705	222, 406
463374	235	5036706	406
480652	356, 361, 367, 372, 376	5036806	222
500595-016	60, 64	5036903	213, 216
500595-020	56, 60, 64, 293	5036905	213, 216
500595-025	55, 59, 63, 278	5036906	233
5010007	448	5037003	197, 198, 214, 216, 231
5010024	428, 429	5037005	222
5018920	193	5037006	222
5028006	31	505082-012	451
5028024	69	5063905	405
5028030	212	5063908	214

5064001	405	510581-030	31
5064002	231	510587-025	49
5064003	222, 406	510595-020	79, 136, 144, 151, 158, 171
5064008	214, 216	510681-020	55
5065703	197, 198, 214, 216	510682-280	126, 130
5065705	49, 72, 75, 214, 216, 405, 406	510870-000	282
5065707	214, 216, 228, 405, 406	511070-000	178, 181, 185, 188
5065708	225	511347-000	64
5065709	226, 228	511497-007	250
5065711	231, 233	511498-006	245
5070005	197, 198, 214, 216	512263-000	185
5070006	211, 216	512459-010	24, 25, 277, 279, 281, 297
5070010	214, 222	512459-016	9, 13, 24, 299, 301
5075305	222	512630-012	407, 410
5076536	212	512649-280	68, 80, 88, 93, 97, 100, 103, 107, 110, 113, 118, 121, 127, 131, 137, 144, 151, 158, 162, 165, 168, 171
5080011	233	512727-020	203
508583-000	451	512770-000	44, 49, 68, 71, 74
5093001	88, 118, 137, 145, 152, 159	512771-000	54, 58, 62, 68, 71, 74
5093004	428, 429	512942-000	293
5093009	60, 75	512943-000	293
5093010	46, 49, 56, 64	514160-035	80, 88, 89, 118, 121, 127, 131, 137, 144, 151, 158, 162, 165, 168, 171
5093012	46, 49, 68, 72	514206-000	451
5093013	45	514211-000	450
5093014	31, 36, 41	514213-000	450
5093019	415, 419, 453	514213-000-5	137, 142, 149, 156
5093024	68, 72	514214-000	450
509740-002	283	514214-000-5	80, 137, 141, 148, 155, 162, 164, 167, 172
509741-000	283		
509900-100 A	237		
510568-020	55		
510568-025	59, 63		

514404-000	407	5560277	45, 45, 50
514404-001	368, 373	5560282	8, 8, 13
514667-000	221	5560288	80, 83, 124, 137, 143, 150, 157, 168, 172
514667-000 C	223	5560291	452
515417-000	407	5560294	31, 36, 41
515417-000-3	410	5560327	30, 36, 41
515611-000	410	5560355	344
516143-000-SK	224	5560356	83, 123, 344
5230026	406	5560357	297, 344
5260013	428, 429	5560383	89, 118, 137, 145, 152, 159
5530013	88, 118, 137, 143, 150, 157, 451	5560595	344
5550005	405	5560609	176
5550010	428, 429	5560613	83, 123, 344
5550030	431	5560614	83, 123
5550050	432	5560618	440
5550060	432	5560627	84, 123, 344
5560004	9, 32, 88, 137, 145, 152, 159, 174, 367, 372, 377, 405, 452	5560635	31
5560031	84, 174, 415, 440, 448, 455	5560648	458
5560033	7, 31, 36, 41, 46, 50, 68, 72, 75, 84, 88, 93, 97, 99, 102, 108, 110, 113, 118, 121, 415, 433, 444, 446, 455	5560649	414, 422
5560034	88, 118, 137, 145, 152, 159, 176, 318, 367, 372, 377, 414, 421, 458	5560653	50, 57, 61, 69
5560039	89, 94, 98, 100, 103, 108, 110, 113, 118, 121	5560654	287, 289
5560083	68, 72, 83, 124, 127, 131, 162, 165, 168	5560656	442, 442
5560123	174	5560657	442
5560169	8, 13, 16, 18	5560668	405
5560198	367, 372, 377	5560673	318
5560249	238	5560695	291
		5560704	127, 131
		5560727	83, 123
		5561550	405
		5563020	451
		5563028	444, 446

5563029	444, 446	5563126	8, 13
5563044	7, 13	5563127	66
5563046	89, 118, 121	5563128	66
5563051	83, 123	5563129	66
5563056	7, 13	5563132	8, 13
5563058	13, 31, 36, 41	5563135	8, 13, 80, 84, 89, 94, 98, 108, 110, 113, 118,
5563059	31, 36, 41	121, 124, 127, 131, 137, 144, 151, 158, 162, 165, 168,	
5563070	83, 123	172	
5563071	8	5563138	58, 62
5563073	45	5563141	434
5563075	29, 36, 42, 80, 84, 123, 127, 131, 137,	5563142	434
145, 152, 159, 162, 165, 168, 172		5563164	9
5563076	84, 124	5563170	60, 64, 434
5563077	84, 123	5563238	56
5563078	7	5563269	367, 372, 377
5563079	30	5563279	293
5563082	16, 18	5563310	80, 123, 127, 131, 138, 144, 151, 158, 162,
5563083	84	165, 168, 172	
5563089	31, 37, 42, 265, 466	5563422	80, 89, 94, 98, 100, 103, 108, 111, 114, 118,
5563094	265, 346	121, 127, 131, 138, 144, 151, 158, 162, 165, 168, 172	
5563095	265	5563898	58
5563098	303	5569003	419, 453, 458
5563100	303	5569059	176
5563103	55, 59, 63	5569711	367, 372, 377
5563109	56, 60, 64	5569978	389
5563114	265, 348	5569989	83, 123
5563117	13	5569990	83, 123
5563122	291	5580002	405
5563123	291	561176	194, 201, 220
5563124	8	562386	80, 84, 107, 110, 113, 124, 126, 130, 138, 142,
5563125	291, 293	149, 156, 162, 165, 168, 172	

563536	52	6019396 B	217
565476	83, 123	6020058	8, 228
569295	94, 98, 100, 103, 107, 179, 182, 185, 188	6020058 A	229
583966	195, 201	6029682	221
583976	195, 201	6029694	225
584926	267	6029694 B	227
6010616	405	6047123	72, 75
6010737	220	6047123 E	255, 257
6018940	219	6047123-3	68
6018952	218, 219	6047138	255
6018978	243	6047140	243
6019032	218	6047142	253
6019077	218, 219	6047143	245
6019150	31, 37	6047144	247, 249
6019174	217, 219	6047145	251
6019175	217, 219	6047146	255
6019177	220	6047167	246, 249
6019180	195, 201, 218, 220	6047168	243, 255, 257
6019183	220	6047170	245
6019184	220	6047171	246, 249
6019185	220	6070006	231
6019186	217, 220	6091601	208
6019187	220	6091602	209
6019194	218	6091603	209
6019208	218	6091604	209
6019214	218	6091605	208
6019224	217	6091607	209
6019225	217	6091608	209
6019292	208	6091609	209
6019297	218, 219	6091610	209
6019396	216	6091612	208

6091613	208	67893-002	307, 314
6091614	208	68698-000	307, 314
6091615	208	68698-001	307, 314, 318, 368, 373, 377
6091616	209	68698-002	308, 314, 368, 373, 377
6091618	209	68698-004	307, 317, 368, 373, 377
6091619	209	68773-002	307, 314, 368, 373, 377
6091620	209	68773-004	308, 314, 318
6091621	209	68801-000	357, 362, 366, 371, 376
6091622	209	7030067	186
6091623	209	7030161	176
6091643	227	7030161-ES	186
6091644	227	7030162	176
6091645	227	7030162-ES	186
6091647	223	7220051	207
6091648	224	7220055	203
6091649	224	7220056	203
6091650	224	7714203	428, 429
6091651	224	7734704	428, 429
6091652	224	8010399	203
6091653	224	8010400	203
6091654	224	8010401	203
6091655	224	8010402	203
6091704	210	8010403	204
6091705	210	8010404	204
6091706	210	8010405	204
6091707	210	8010406	203
6560613	297	8010407	204
67660-006	308, 314, 317, 368, 373, 377	8010408	203
67661-001	307, 314	8010409	203
67662-005	308, 314	8010410	204
67893-001	308, 314, 368, 373, 377	8010411	203

8010412	203	8080152	258
8010413	203	8180336	206
8010414	203	8180337	206
8010415	204	8180338	206
8010416	204	8180339	206
8010417	203	8180340	206
8010418	204	8180341	206
8010419	204	8180342	206
8010420	204	8180343	206
8010421	203	8180344	206
8010422	204	8180345	206
8010428	204	8180346	206
8010429	204	8180347	206
8010430	204	8180348	206
8010431	204	8180349	206
8010432	203, 204	8180350	206
8010434	203	8180351	206
8010435	204	8180352	206
8010436	204	8180353	206
8010437	204	8180354	206
8010438	204	8180355	206
8010439	204	8180356	206
8010440	204	8180357	206
8010441	204	8180358	206
8010442	204	8180359	206
8010443	204	8180360	206
8010444	203	8180361	207
8036235	221	8180362	207
8036238	221	8180363	207
8060296	228, 229	8180364	207
8060297	228, 229	8180365	207

8180366	207	970489	31, 36, 41
8180367	207	970499	89, 118, 121
8180368	207	970519	415, 455
8180369	207	970529	94, 98, 99, 102, 107, 110, 113
8180370	207	970549	99, 102
8180371	207	970849	94, 98, 100, 103, 108, 110, 113
8180372	207	970919	89, 94, 98, 100, 103, 108, 110, 113, 118, 121
8180373	207	971339	414, 422
8180374	207	972029	84, 123
8180375	207	972259	448
8180376	207	972479	46, 49, 68, 72, 74, 89, 94, 98, 99, 102, 108, 110, 113, 118, 121
8180377	207	974439	368, 373
8180378	207	974449	367, 372, 376
8180379	207	974479	367, 372
8180380	207	974639	89, 118, 138, 145, 152, 159
8180381	207	974659	318, 367, 372, 376
8180382	207	974689	318
8180383	207	974769	89, 119, 138, 145, 152, 159
960359	319, 382, 386	975089	318, 367, 372, 376
961089	271, 282, 339	975209	83, 123
970009	415, 422, 448	978389	89, 119, 138, 145, 152, 159
970019	30, 36, 41	978419	68, 72, 74
970029	9, 174, 405, 436, 452, 454	978549	8
970049	32, 196, 199, 367, 372, 376	98099	89
970169	405	984059	287, 289
970239	174, 448	984099	287, 289
970259	29	984149	405
970279	415, 448, 455	984169	83, 123
970369	9, 13, 36, 41	984519	239
970449	433	984909	291
970469	433		

986009	89, 119, 138, 144, 151, 158, 318	A26011E F	234
986019	9, 13, 30, 32, 55, 59, 63, 89, 119, 138, 144, 151, 158, 197, 199, 367, 372, 376, 405, 415, 422, 436, 454	A26012A	461
986119	30, 36, 41	A26018A	448
986169	36, 41, 368, 373	A26019A B	413
986179	13	A26034A	13, 191, 273
986269	13, 29, 36, 41, 440, 448	A26034A Q	193, 275
986299	13, 31, 36, 41, 46, 49, 68, 72, 75, 84, 89, 94, 98, 99, 102, 108, 111, 113, 119, 121, 433, 444, 446	A26035A	423
986359	8, 89, 94, 98, 100, 103, 108, 111, 113, 119, 121, 238, 405, 448	A26035A A	414
986459	30, 36, 41	A26035AA-2	416
987099	30, 36, 41, 119, 119, 197, 415, 422, 436, 454	A26040A F	37
987109	13, 29, 287, 289, 448	A26045G	128, 132
987119	80, 94, 98, 100, 103, 108, 110, 113, 138, 144, 151, 158, 161, 164, 166, 172	A26046A E	42
987139	94, 98, 101, 104, 108, 111, 114, 405	A26049AD	90
987179	414, 422	A26051A	138
988179	448	A26051AF	159
9980003	80, 89, 119, 121, 138, 142, 149, 156, 162, 165, 168	A26051A_F	145, 152
9980004	80, 89, 118, 119, 121, 138, 142, 149, 156, 162, 165, 168	A26052A	94, 98, 101, 104
9980006	89, 119, 138, 143, 150, 157	A26053A	162, 165, 168
998004	451	A26053C	78
A17052F	437	A26055A	108, 111, 114
A26006D	265	A26056A	172
A26008C B	266	AB46EUCPOS	398, 400
		NPNA	74
		TCB-19.019	224