

# Parts Manual

## ULII Series

Serial Numbers 21691 - Current

---

P/N 060545-002

---

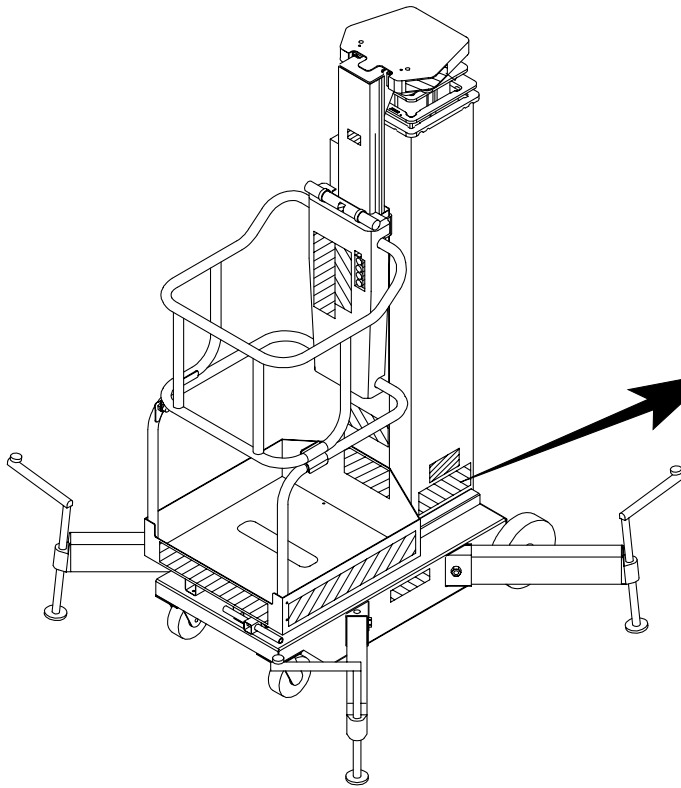
**UpRight**

# PARTS MANUAL

## ULII Series

Serial Numbers 21691 - Current

When contacting UpRight for service or parts information, be sure to include the MODEL and SERIAL NUMBERS from the equipment nameplate. Should the nameplate be missing, the SERIAL NUMBER is also stamped on the chassis tube on the right side of the chassis.



<b>UpRight, Inc.</b>	
1775 PARK ST. SELMA, CA 93662 USA	
MODEL NO. <input type="text"/>	MAX. PLATFORM HEIGHT <input type="text"/>
SERIAL NO. <input type="text"/>	BATTERY VOLTAGE <input type="text"/>
MAX. DISTRIBUTED LOAD <input type="text"/>	<input type="text"/>
CAUTION: CONSULT OPERATOR'S MANUAL BEFORE USE. THIS PLATFORM IS NOT ELECTRICALLY INSULATED	
<small>P/N 61206-000-00</small>	

**UpRight, Inc.**  
1775 Park Street  
Selma, California 93662  
TEL: 559/891-5200  
FAX: 559/891-9012  
PARTS: 1-888-UR-PARTS  
PARTS FAX: 559/896-9244

# UpRight

Call Toll Free in U.S.A.  
1-800-926-LIFT

**UpRight International  
Support Centre**  
Innsbruckweg 114  
3047 AH Rotterdam  
Netherlands  
TEL: +31-10-238-0000  
FAX: +31-10-238-0001  
Parts Tel: +31-10-490-8090  
Parts Fax: +31-10-490-8099

# ULII SERIES PARTS MANUAL

This section lists and illustrates the replaceable assemblies and parts of this product, as manufactured by UpRight, Inc. Each parts list contains the component parts for that assembly.

## CONTENTS

Final Assembly, ULII Series		Platform Assembly, UL25	
UL25 068001-000, 068001-001, .....	2	068179-001 .....	26
UL32 068002-000, 068002-001, .....	2	Platform Assembly, UL32/UL40	
UL40 068003-000, 068003-001 .....	2	068179-002 .....	28
Basic Assembly		Loader Assembly, UL25	
UL25 068006-020 .....	4	068194-000 .....	30
UL32 068006-021 .....	4	Tilt Back Assembly, UL32	
UL40 068006-022 .....	4	068200-000 .....	32
Miscellaneous Installation		Tilt Back Assembly, UL40	
069039-000 .....	7	068200-001 .....	34
AC Power Option		Loader Stop Bracket Assembly	
068008-010 .....	8	068190-000 .....	36
DC Power Option		Loader Bar Assembly	
068009-010 .....	10	068186-000 .....	37
AC Control Box		Outrigger Assembly	
068007-020 .....	12	UL25 068157-000 .....	38
DC Control Box		UL32 068157-001 .....	38
068007-022 .....	14	UL40 068 157-002 .....	38
Lift Cylinder		Label Kit, UL25	
UL25 068074-020 .....	16	AC 068013-010 .....	40
UL32 068074-021 .....	16	DC 068013-011 .....	40
UL40 068074-022 .....	16	Label Kit, UL32	
2nd Stage Mast Assembly		AC 068014-010 .....	42
UL25 068050-001 .....	18	DC 068014-011 .....	42
UL32 068050-002 .....	18	Label Kit, UL40	
UL40 068050-003 .....	18	AC 068015-010 .....	44
3rd Stage Mast Assembly		DC 068015-011 .....	44
UL25 068056-001 .....	19	Auditorium Kit Option	
UL32 068056-002 .....	19	068600-000 .....	46
UL40 068056-003 .....	19	Narrow Cage Option	
4th Stage Mast Assembly		068242-001 .....	50
UL25 068061-001 .....	20	Laser Locator Option	
UL32 068061-002 .....	20	067044-000 .....	52
UL40 068061-003 .....	20	Power Pack Option	
5th Stage Mast Assembly		068100-000 .....	53
UL25 068066-001 .....	21	Auxillary Lowering Option, AC	
UL32 068066-002 .....	21	067944-000 .....	54
UL40 068066-003 .....	21	Auxillary Lowering Option, DC	
6th Stage Mast Assembly		067944-001 .....	55
UL25 068070-001 .....	22	Electrical Schematic, AC	
UL32 068070-002 .....	22	068010-000 .....	56
UL40 068070-003 .....	22	Electrical Schematic, DC	
Cage Support Assembly		068010-001 .....	57
UL25 068160-005 .....	24	Hydraulic Schematic	
UL32 068160-006 .....	24	068011-002 .....	58
UL40 068160-007 .....	24		

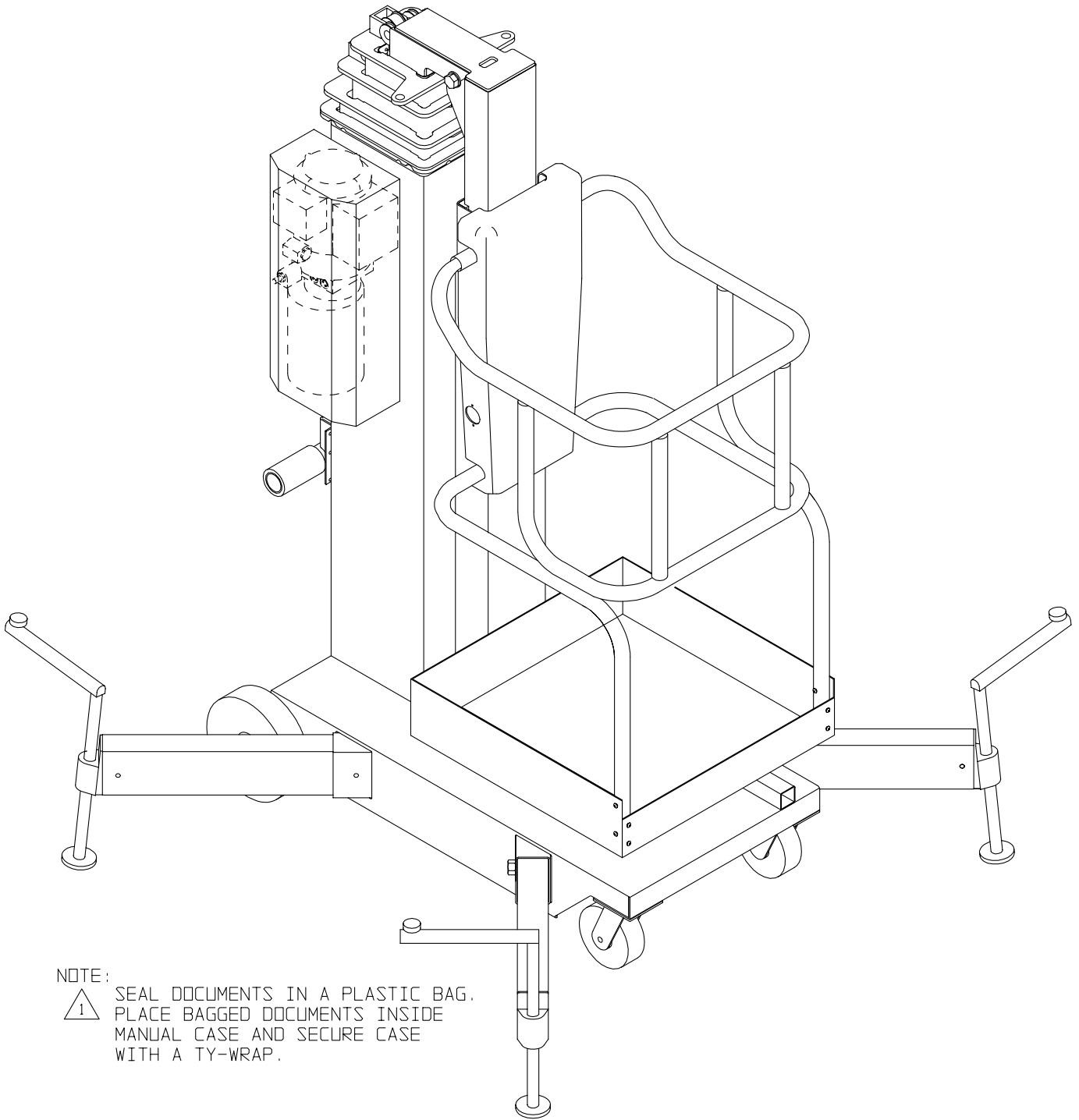
**Final Assembly, ULII Series**

UL25 068001-000, 068001-001,

UL32 068002-000, 068002-001,

UL40 068003-000, 068003-001

Item	Part Number	Description	UL25 AC -000	UL25DC -001	UL32AC -000	UL32DC -001	UL40AC -000	UL40DC -001
1	068006-020	BASIC ASSY	1	1				
	068006-021	BASIC ASSY			1	1		
	068006-022	BASIC ASSY					1	1
2	068008-010	POWER OPTION AC. DOM	1		1		1	
	068009-010	POWER OPTION DC. DOM		1		1		1
3	068013-010	LABEL KIT/INST.	1					
	068013-011	LABEL KIT/INST.		1				
	068014-010	LABEL KIT/INST.			1			
	068014-011	LABEL KIT/INST.				1		
	068015-010	LABEL KIT/INST.					1	
	068015-011	LABEL KIT/INST.						1
4	060540-000	DOCUMENTATION KIT	1	1	1	1	1	1
5	068018-001	SERVICE MANUAL	1	1	1	1	1	1
6	068017-000	OPERATOR MANUAL	1	1	1	1	1	1
7	069039-000	MISC. INSTALLATION	1	1	1	1	1	1
8	068010-000	ELECT. SCH.	REF		REF		REF	
	068010-001	ELECT. SCH.		REF		REF		REF
9	068011-002	HYD. SCH.	REF	REF	REF	REF	REF	REF
10	060577-001	ANSI MANUAL	1	1	1	1	1	1
11	060545-002	PARTS MANUAL	1	1	1	1	1	1



**Basic Assembly**

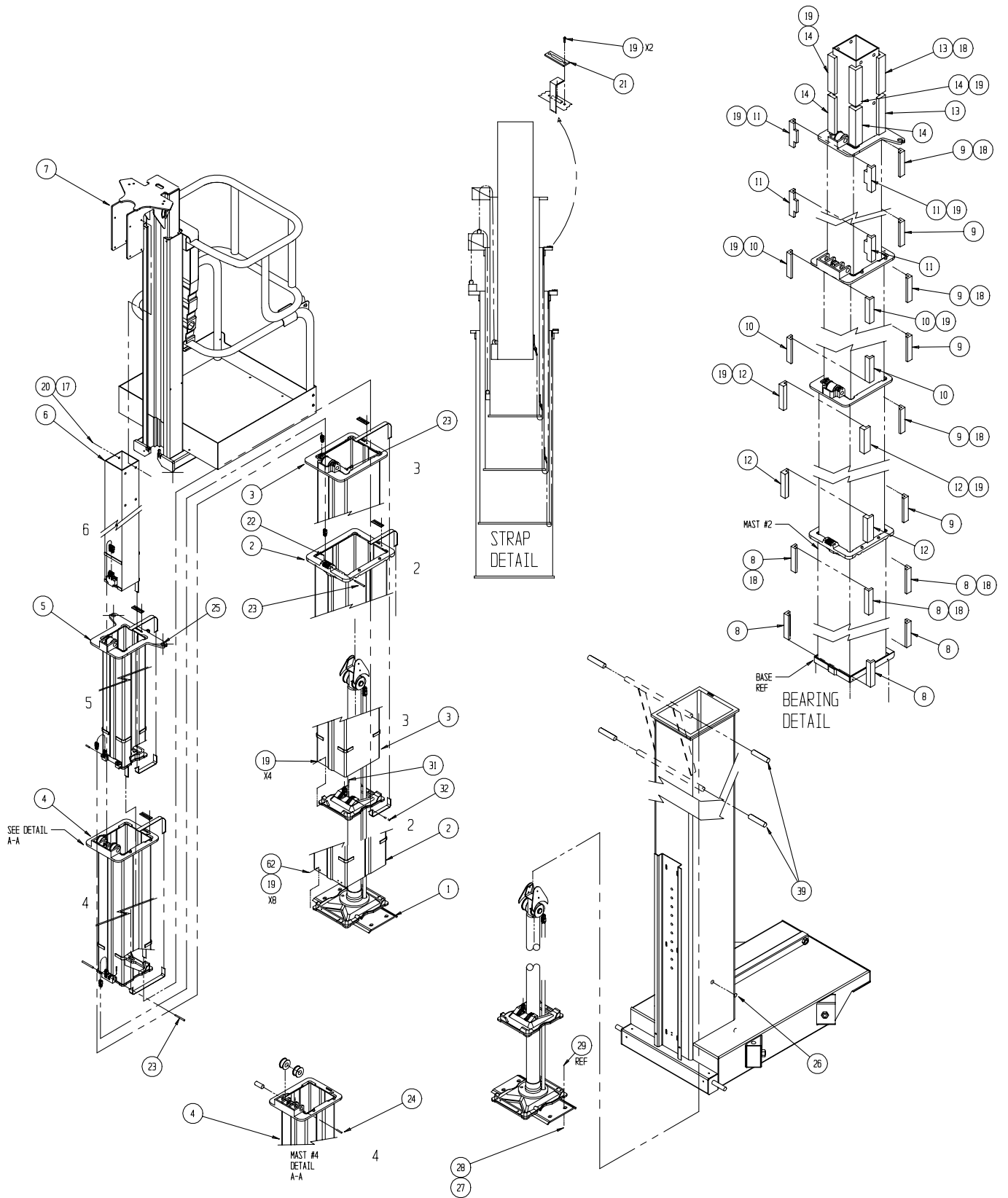
UL25 068006-020

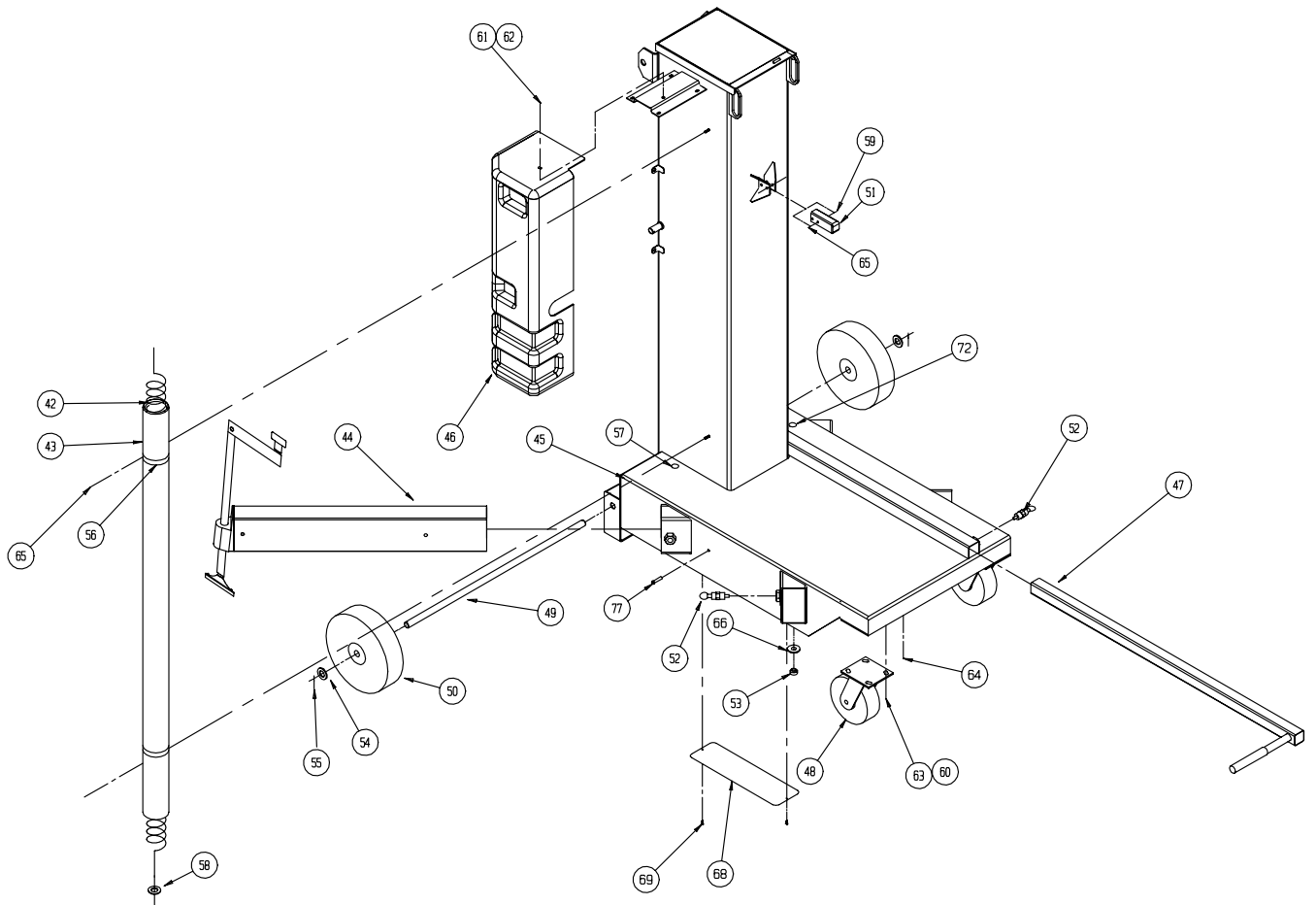
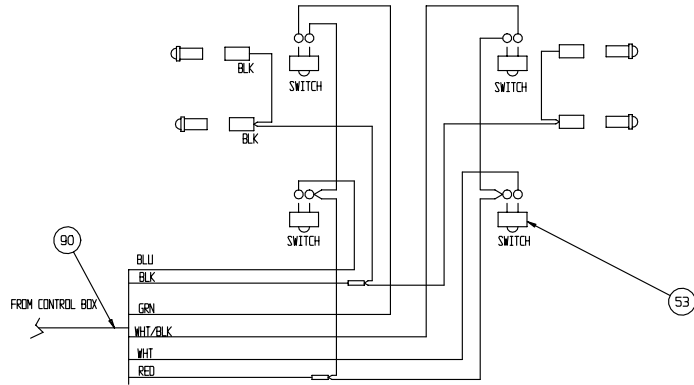
UL32 068006-021

UL40 068006-022

Item	Part Number	Description	UL25 -020	UL32 -021	UL40 -022
1	068074-020	LIFT CYLINDER ASSY	1		
	068074-021	LIFT CYLINDER ASSY		1	
	068074-022	LIFT CYLINDER ASSY			1
2	068050-001	2 ND STAGE MAST ASSY	1		
	068050-002	2 ND STAGE MAST ASSY		1	
	068050-003	2 ND STAGE MAST ASSY			1
3	068056-001	3 RD STAGE MAST ASSY	1		
	068056-002	3 RD STAGE MAST ASSY		1	
	068056-003	3 RD STAGE MAST ASSY			1
4	068061-001	4 TH STAGE MAST ASSY	1		
	068061-002	4 TH STAGE MAST ASSY		1	
	068061-003	4 TH STAGE MAST ASSY			1
5	068066-001	5 TH STAGE MAST ASSY	1		
	068066-002	5 TH STAGE MAST ASSY		1	
	068066-003	5 TH STAGE MAST ASSY			1
6	068070-001	6 TH STAGE MAST ASSY	1		
	068070-002	6 TH STAGE MAST ASSY		1	
	068070-003	6 TH STAGE MAST ASSY			1
7	068160-005	CAGE SUPPORT ASSY	1		
	068160-006	CAGE SUPPORT ASSY		1	
	068160-007	CAGE SUPPORT ASSY			1
8	068218-000	MAST BEARING	8	8	8
9	068217-000	MAST BEARING	12	12	12
10	068216-000	MAST BEARING	4	4	4
11	068122-000	MAST BEARING	4	4	4
12	068121-000	MAST BEARING	4	4	4
13	068120-000	MAST BEARING	4	4	4
14	068119-000	MAST BEARING	4	4	4
17	011238-006	WASHER SPLIT 3/8	8	8	8
18	012553-005	SCREW SOC HD 1/4-20UNC X 5/8	12	12	12
19	012553-006	SCREW SOC HD 1/4-20UNC X 3/4	22	22	22
20	011823-005	SCREW BUTT HD 3/8-16 X 5/8	8	8	8
21	062129-000	STRAP RETAINER	5	5	5
22	011735-020	ROLL PIN	2	2	2
23	068145-000	PIN LEAF CHAIN	4	4	4
24	068141-000	PIN CHAIN	2	2	2
25	029903-004	CABLE CONNECTOR	1	1	1
26	066516-010	PLUG	1		
27	011256-014	SCREW 1/2-13 UNC X 1 3/4	4	4	4
28	011240-008	WASHER 1/2 STD FLAT	4	4	4
29	011248-008	NUT HEX ESNA 1/2-13 UNC	4	4	4
30	063926-007	PLUG	2	2	2
31	011735-020	ROLL PIN	2	2	2

Item	Part Number	Description	UL25 -020	UL32 -021	UL40 -022
32	068140-000	PIN	2	2	2
39	062843-001	HANDLE GRIP		4	4
40	068194-000	LOADER ASSY	1		
41	068200-000	TILTBACK ASSY		1	
	068200-001	TILTBACK ASSY			1
42	067988-001	RETRACTIBLE CORD ASSY	1		
	067988-002	RETRACTIBLE CORD ASSY		1	
	067988-003	RETRACTIBLE CORD ASSY			1
43	062226-002	CABLE STORAGE TUBE	1		
	062226-003	CABLE STORAGE TUBE		1	
	062226-004	CABLE STORAGE TUBE			1
44	068157-000	OUTRIGGER ASSY	4		
	068157-001	OUTRIGGER ASSY		4	
	068157-002	OUTRIGGER ASSY			4
45	068020-001	CHASSIS WELDMENT	1		
	068021-001	CHASSIS WELDMENT		1	
	068022-001	CHASSIS WELDMENT			1
46	068215-000	MOTOR COVER	1	1	1
47	067995-000	LIFTING ARM ASSEMBLY	1	1	1
48	068221-000	CASTER	2	2	2
49	068645-000	AXLE SHAFT	1	1	1
50	068222-000	WHEEL 10 X 2 1/2	2	2	2
51	068158-000	#1 SECTION SLIDE	1	1	1
52	003570-000	RETAINING PIN	5	5	5
53	062881-000	SWITCH	4	4	4
54	011240-012	WASHER FLAT 3/4	2	2	2
55	068646-000	ROLL PIN	2	2	2
56	020398-024	CLAMP	2	2	2
57	011868-032	GROMMET	1	1	1
58	011868-019	GROMMET	1	1	1
59	011252-010	SCREW HHC 1/4-20UNC X 1 1/4	2	2	2
60	011254-006	SCREW HHC 3/8-16 X 3/4	8	8	8
61	011825-004	SCREW MRH 1/4-20	3	3	3
62	011240-004	WASHER 1/4 STD FLAT	20	20	20
63	011240-006	WASHER 3/8 STD FLAT	16	16	16
64	014252-006	NUTZERT 3/8-16UNC	8	8	8
65	011248-004	NUT HHC 1/4-20UNC	6	6	6
66	064350-010	SHIM 5/8 ID X 1" OD X .031 STL	4	4	4
68	068728-000	COVER, CHASSIS	2	2	2
69	005503-003	SCREW, #6 SELF TAPPING	4	4	4
72	066516-006	HOLE PLUG	1	1	1
79	014066-004	SCREW HWH SLFTP 1/4 X 1/2	4	4	4
90	067987-000	WIRE HARNESS	1	1	1



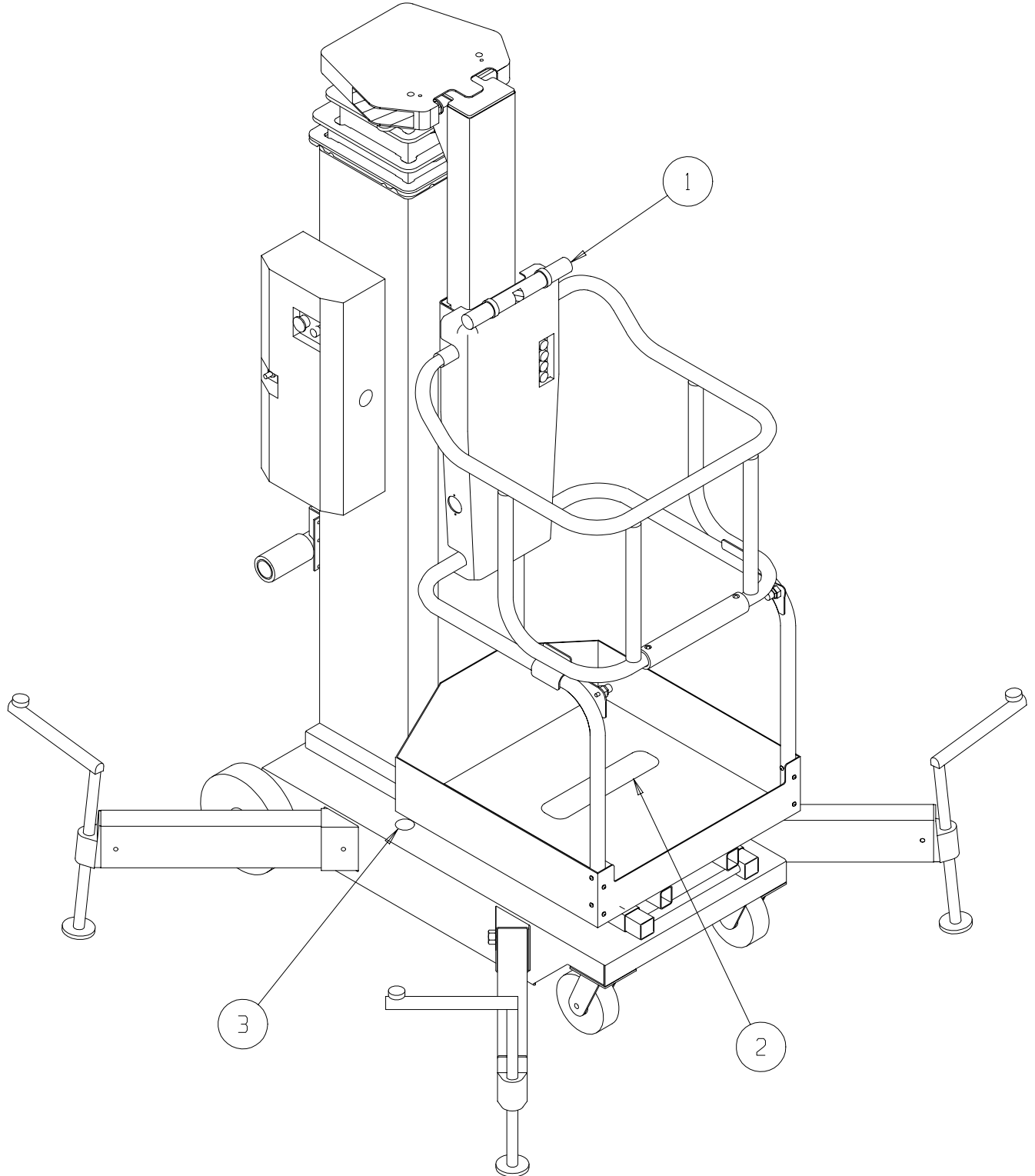




# Miscellaneous Installation

069039-000

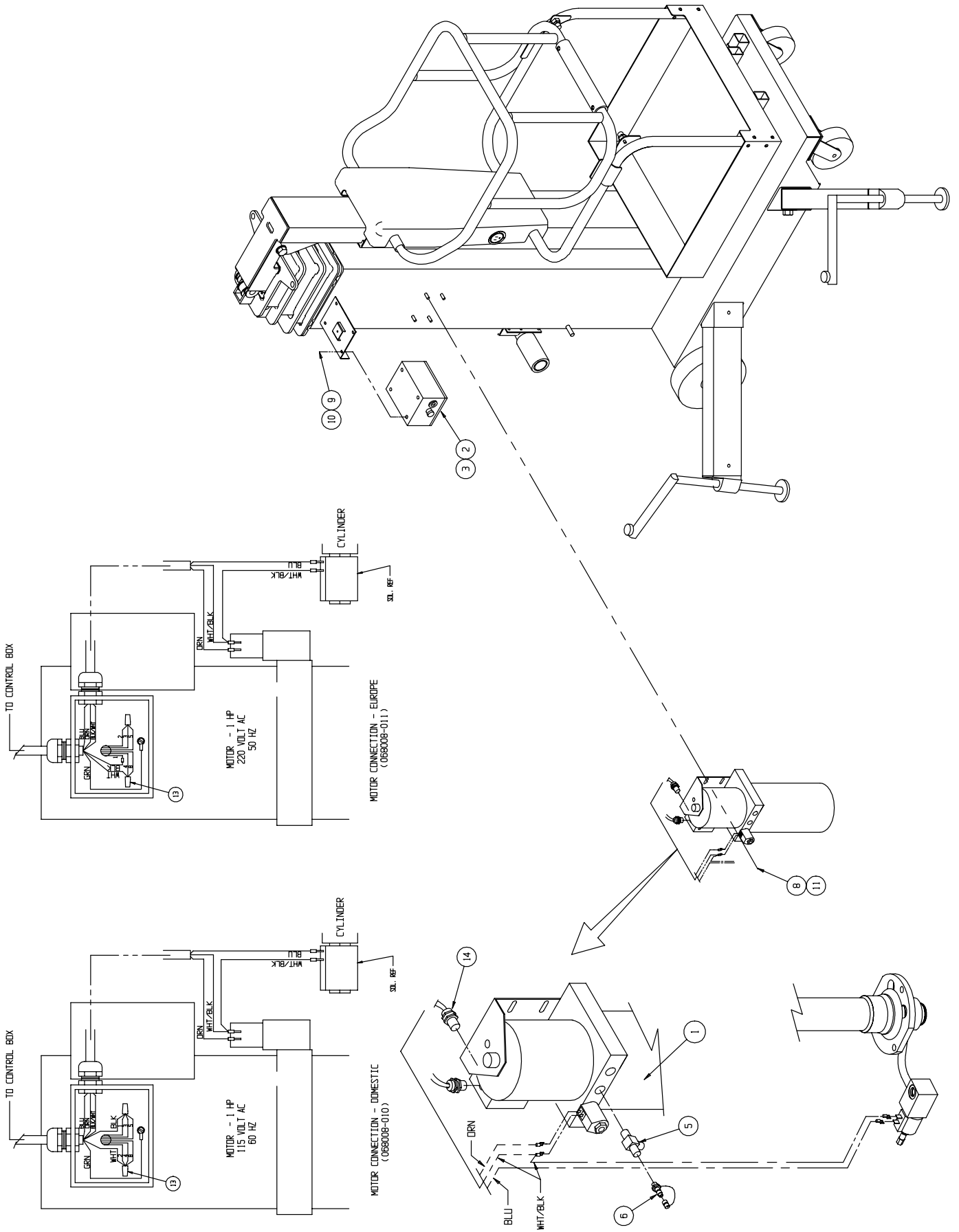
Item	Part Number	Description	Qty
1	065099-000	INSTRUCTION TUBE ASS'Y	1
2	060830-005	SAFETY WALK	1
3	000942-000	ORBIT LEVEL	1



**AC Power Option**

068008-010

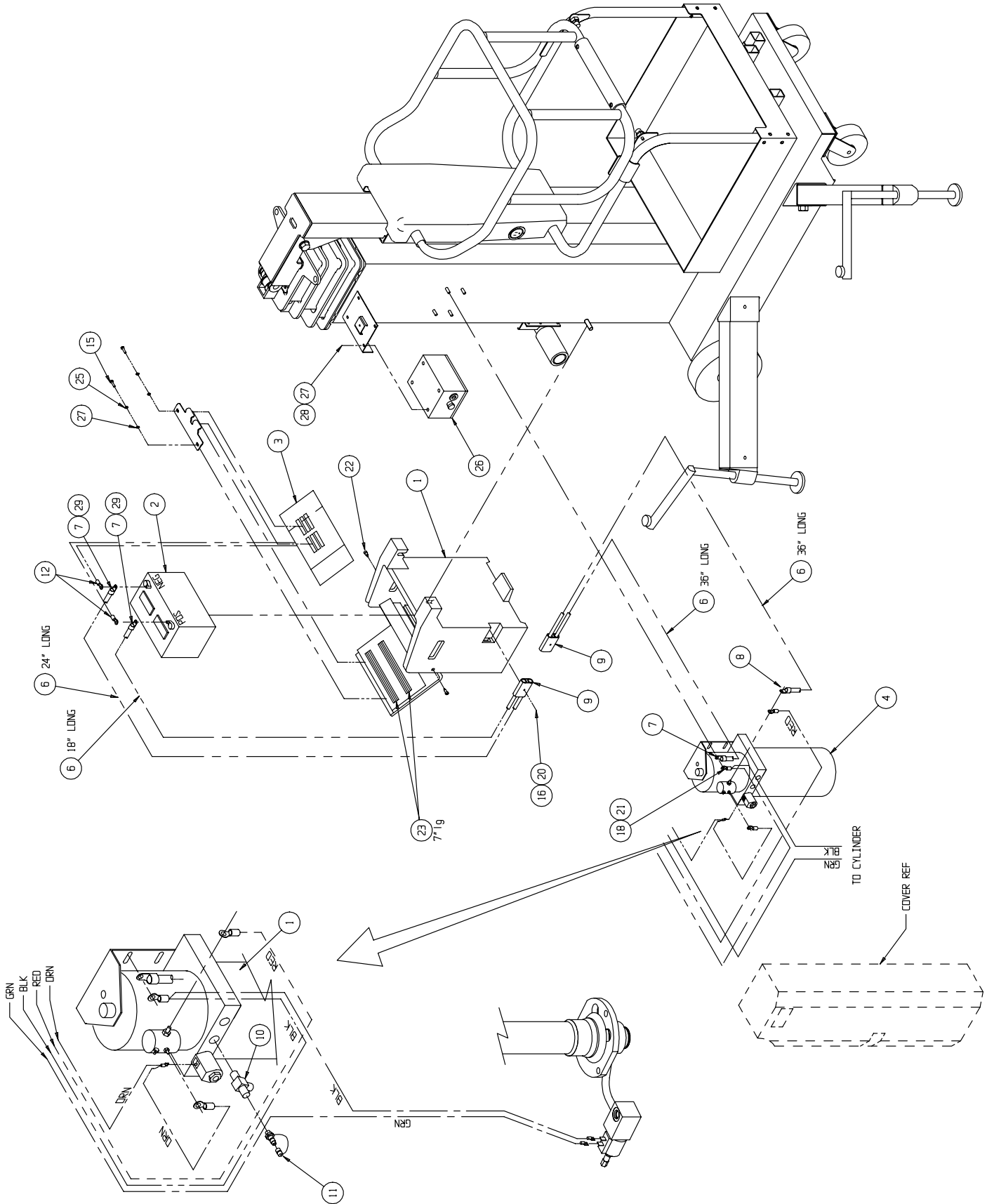
Item	Part Number	Description	Qty
1	068115-001	POWER UNIT	1
	068115-011	VALVE, LOAD	
	068115-012	PUMP	
	068115-013	SEAL KIT	
	068115-015	MOTOR	
2	068007-020	CONTROL BOX	1
5	015961-006	FITTING, TEE 6MJ-6MB-6MJT	1
6	063965-003	GAGE PORT	1
8	011240-005	WASHER 5/16 FLAT	4
9	011240-004	WASHER 1/4 FLAT	4
10	011252-004	SCREW HHC 1/4-20 X 1/2	4
11	011248-005	NUT 5/16-18 ESNA	4
13	013540-001	WIRE NUT 12-10	2
14	011868-019	CONN CABLE	1



**DC Power Option**

068009-010

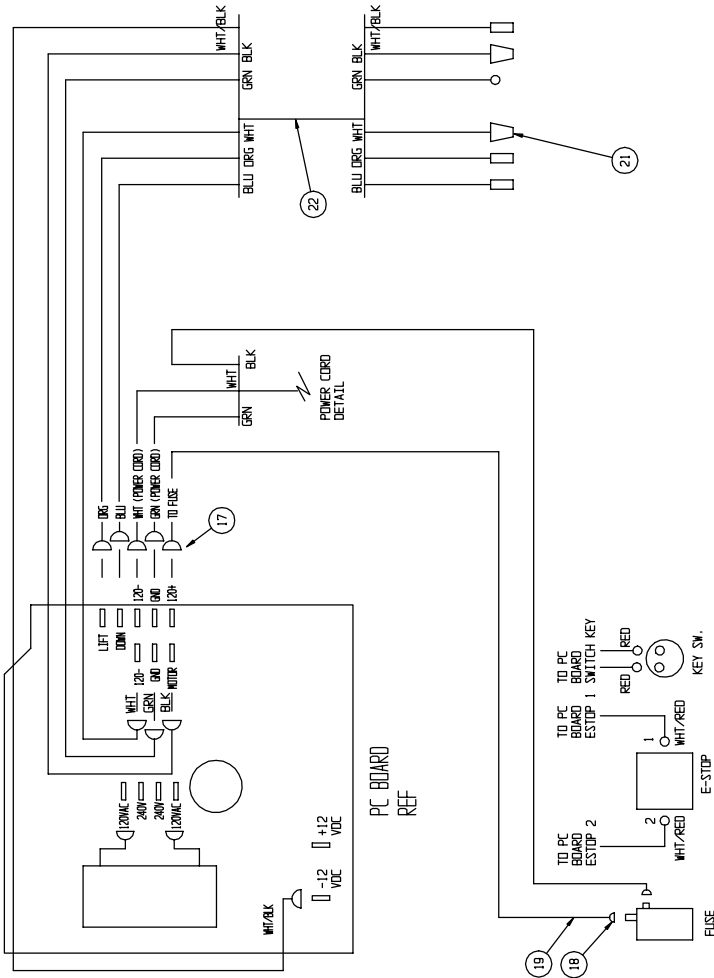
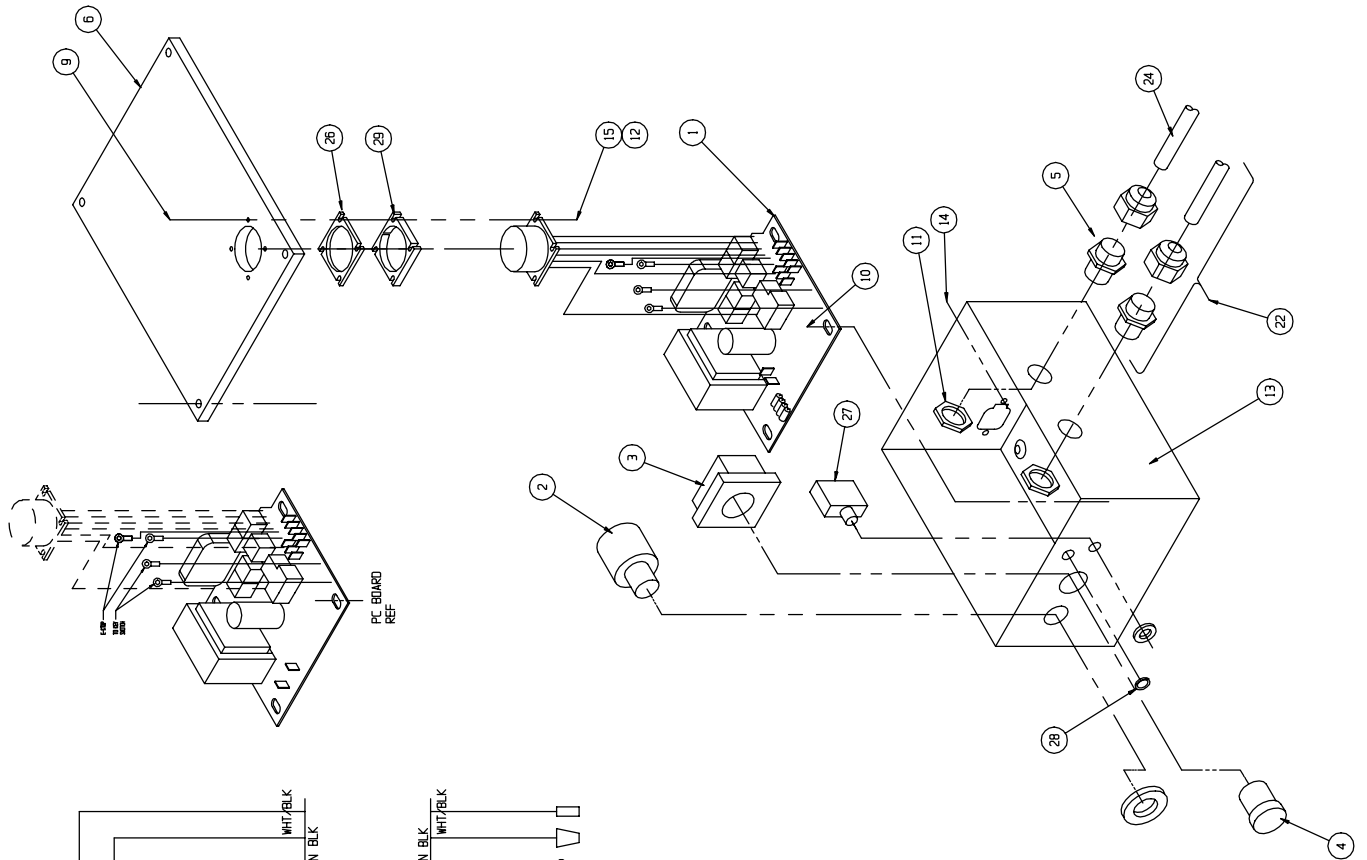
Item	Part Number	Description	Qty
1	068214-000	BATTERY BOX	1
2	062299-001	BATTERY	1
	062299-004	BATTERY DRY	
3	062782-000	CHARGER	1
4	068116-001	POWER UNIT	1
	068117-012	PUMP	
	068117-013	SEAL KIT	
	068116-013	START SOLENOID	
	068116-014	MOTOR	
	068116-015	BRUSHES	
6	029431-099	CABLE, #2 AWG WELDING	FT 10
7	029602-025	RING TERM #2 - 5/16 DIA	3
8	029602-026	RING TERM #2 - 3/8 DIA	1
9	029902-000	CONN 175 AMP	2
10	015961-006	FITTING, TEE 6MJ-6MB-6MJT	1
11	063965-003	GAUGE PORT	1
13	029620-002	CONN BUTT 16-14	1
14	062905-001	CHARGER MOUNT BRACKET	1
15	011252-008	SCREW HHC 1/4-20 X 1	2
16	011252-012	SCREW HHC 1/4-20 X 1 1/2	2
18	011240-005	WASHER 5/16 FLAT	4
20	011248-004	NUT 1/4-20 ESNA	2
21	011248-005	NUT 5/16-18 ESNA	4
22	062946-005	SCREW SOC HD SHOULDER 1/4 X 5/8	2
23	067026-099	WEATHER STRIPPING 3/16 X 3/8 X 7" FT	2.4
25	005832-000	WASHER, LOCK 1/4	2
26	068007-022	CONTROL BOX	1
27	011240-004	WASHER 1/4 FLAT	6
28	011252-004	SCREW HHC 1/4-20 X 1/2	4
29	010154-000	COVER BATTERY	2



**AC Control Box**

068007-020

Item	Part Number	Description	Qty
1	068274-010	PC BOARD	1
2	005440-000	KEY SWITCH	1
	005442-000	KEY	
3	067028-000	CONTACT BLOCK	1
4	062799-008	SWITCH PUSH	1
5	029925-000	CONN CABLE	1
6	067985-000	CONTROL BOX COVER	1
8	011709-004	SCREW 10-24 X 1/2	4
9	011721-006	SCREW 4-40UNC X 3/4	4
10	011703-006	SCREW HEX STSOC 1/4-20UNC X 3/8	4
11	029939-002	LOCKNUT 1/2 NPT	1
12	011248-049	NUT HEX ESNA 4-40UNC	4
13	067986-000	ENCLOSURE MODIFIED	1
14	026525-003	SCREW SLFTP #8 X 3/8	2
15	011240-001	WASHER FLAT #6	4
17	029931-003	CONN FM PUSH 14-16	3
18	029931-004	CONN FM PUSH 14-16	2
19	029452-099	WIRE 16AWG BLK	FT .5
21	013540-001	WIRE NUT 12-10	2
22	068644-002	ULII WIRE LOOM AC	1
24	062179-000	POWER CORD	1
26	067984-002	GASKET	1
27	029868-007	CIRCUIT BREAKER	1
28	066516-011	PLUG	1
29	068643-000	SPACER HD10 SERIES	1

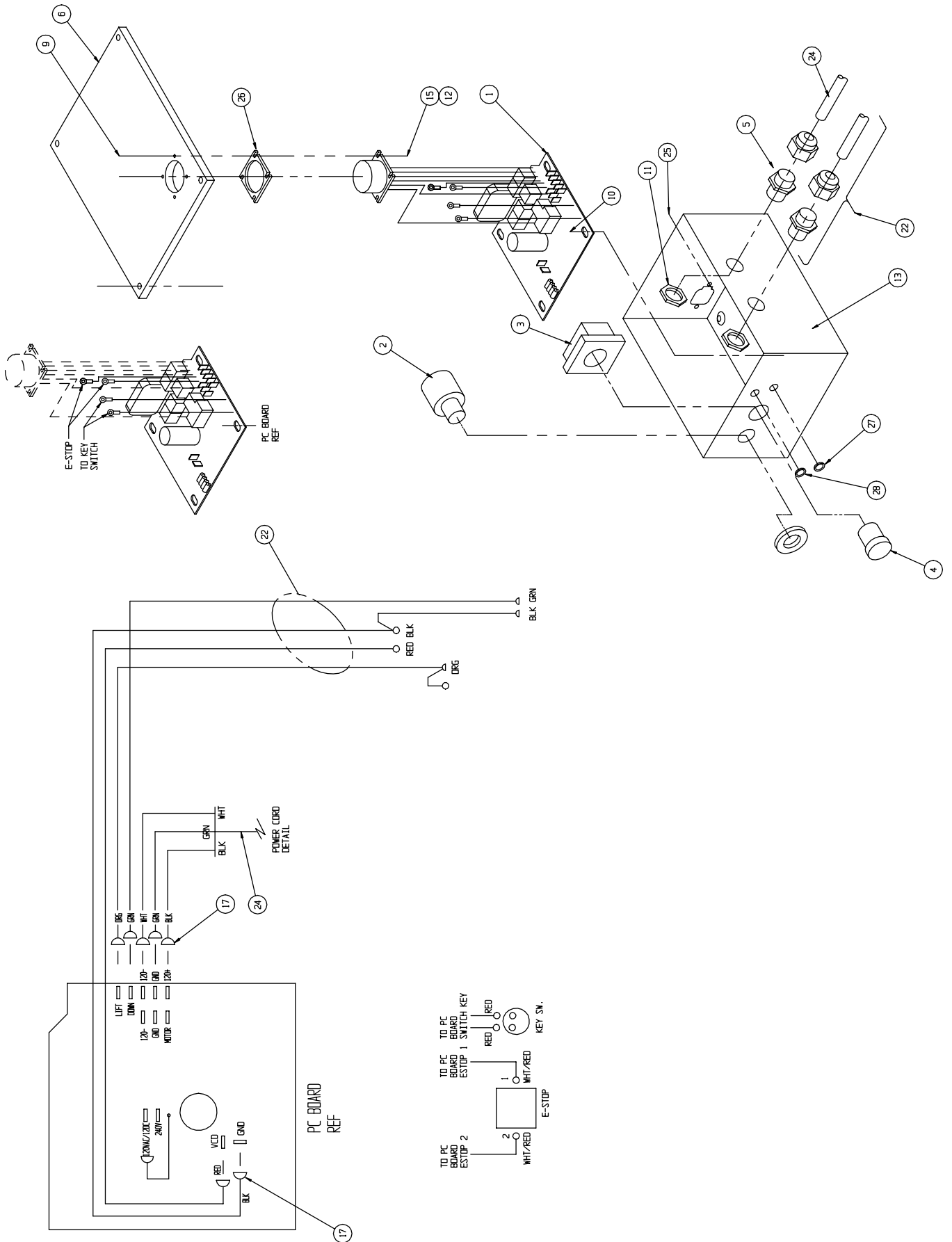


**DC Control Box**

068007-022

Item	Part Number	Description	Qty
1	068274-012	PC BOARD	1
2	005440-000	KEY SWITCH	1
	005442-000	KEY	
3	067028-000	CONTACT BLOCK	1
4	062799-008	SWITCH PUSH	1
5	029925-000	CONN CABLE	2
6	067985-000	CONTROL BOX COVER	1
8	011709-004	SCREW 10-24 x 1/2	4
9	011721-006	SCREW 4-40UNC X 3/4	4
10	011703-006	SCREW HEX STSOC 1/4-20UNC X 3/8	4
11	029939-002	LOCKNUT 1/2 NPT	2
12	011248-049	NUT HEX ESNA 4-40UNC	4
13	067986-000	ENCLOSURE MODIFIED	1
15	011240-001	WASHER FLAT #6	4
17	029931-003	CONN FM PUSH 14-16	3
22	068644-003	ULII WIRE LOOM DC	1
24	062179-000	POWER CORD	1
25	026525-003	SCREW SLFTP #8 X 3/8	2
26	067984-002	GASKET	1
27	066516-008	PLUG	1
28	066516-011	PLUG	1





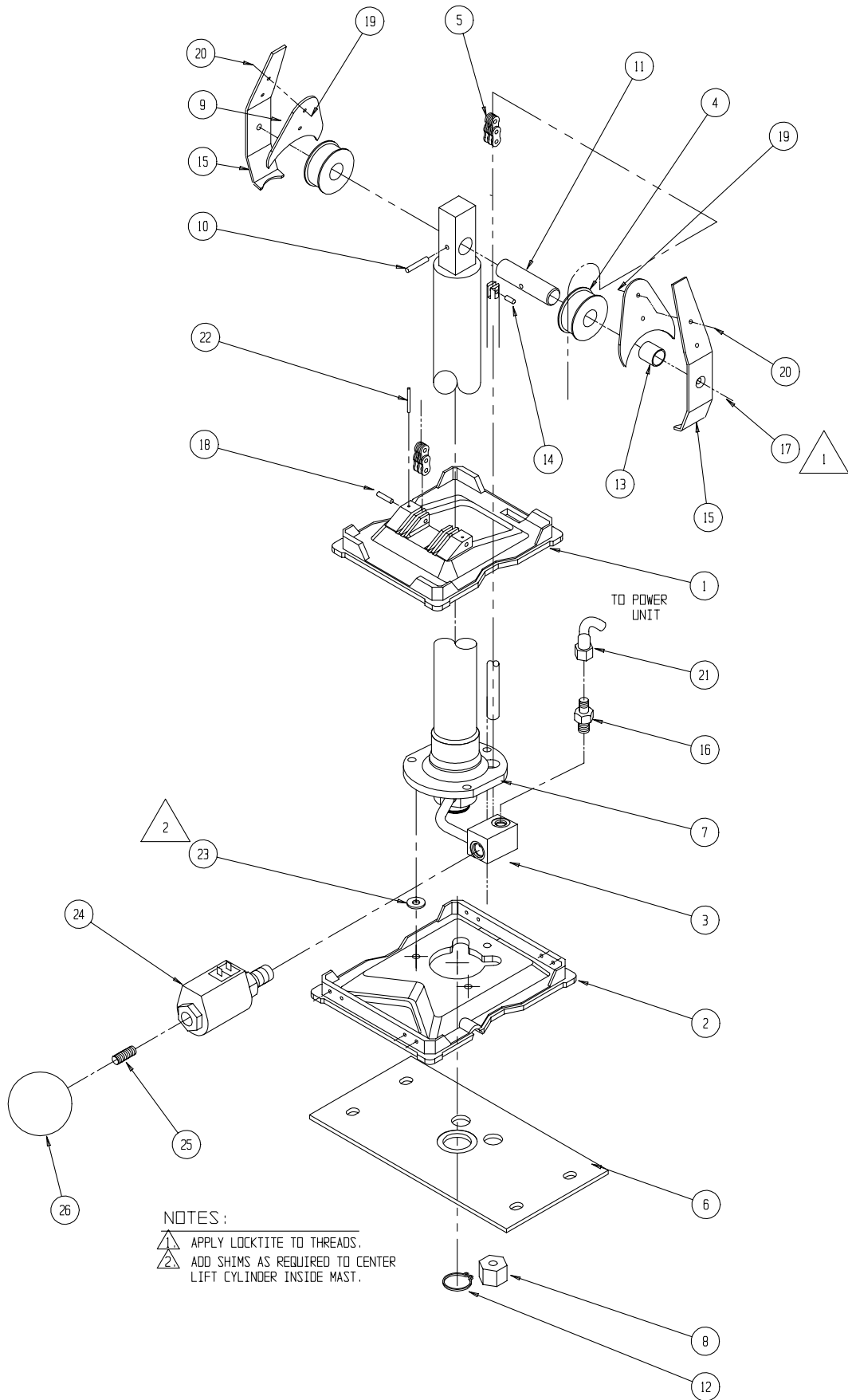
**Lift Cylinder**

UL25 068074-020

UL32 068074-021

UL40 068074-022

Item	Part Number	Description	UL25 -020	UL32 -021	UL40 -022
1	068129-000	3 RD STAGE BOTTOM CASTING	1	1	1
2	068128-000	2 ND STAGE BOTTOM CASTING	1	1	1
3	068113-006	LIFT CYLINDER	1		
	068113-007	LIFT CYLINDER		1	
	068113-008	LIFT CYLINDER			1
	068113-010	SEAL KIT			
4	068076-000	CYLINDER SHEAVE	2	2	2
5	062164-000	CHAIN	2		
	062164-123	CHAIN		2	
	062164-149	CHAIN			2
6	068089-000	CYLINDER MOUNT	1	1	1
7	068080-001	TIE RODS	2		
	068080-002	TIE RODS		2	
	068080-003	TIE RODS			2
8	011248-010	LOCKNUT 5/8-11 UNC	2	2	2
9	068079-000	CYLINDER GUIDE BEARING	2	2	2
10	011737-010	ROLLPIN	1	1	1
11	068081-000	PIN CYLINDER	1	1	1
12	011764-023	RETAINING RING	1	1	1
13	062642-022	BEARING 16DU16	2	2	2
14	062169-004	MASTER LINK	2	2	2
15	062655-001	CHAIN GUARD	2	2	2
16	011941-005	FITTING ST O RING 6MB - 6MJ	1	1	1
17	011828-006	SCREW FLAT HD SOCKET 1/4-20 X 3/4	2	2	2
18	068143-000	CHAIN PIN	2	2	2
19	011240-002	WASHER #8 FLAT	4	4	4
20	026553-008	RIVET 3/16	4	4	4
21	060861-115	HYD HOSE	1		
	060861-011	HYD HOSE		1	
	060861-011	HYD HOSE			1
22	011737-010	ROLLPIN 1/4 X 1-1/4	1	1	1
23	063988-006	SHIM		A/R	A/R
24	066179-001	VALVE, LOWERING	1	1	1
25	069040-000	THREADED STUD 1/4-28 X 1	1	1	1
26	069041-000	KNOB - RED	1	1	1



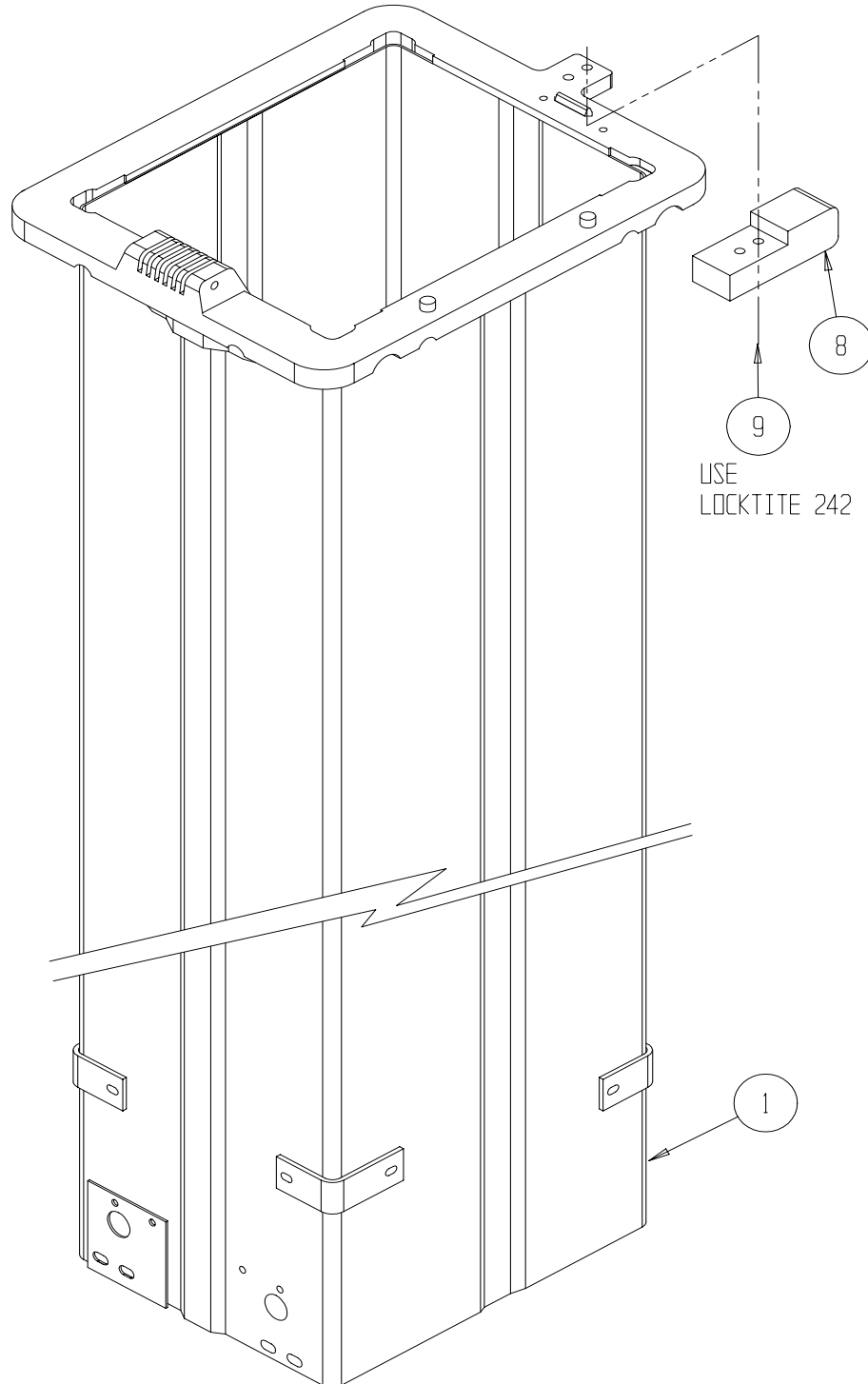
## 2nd Stage Mast Assembly

UL25 068050-001

UL32 068050-002

UL40 068050-003

Item	Part Number	Description	Qty
1	068055-001	2 ND STAGE MAST ASSY UL25	1
	068055-002	2 ND STAGE MAST ASSY UL32	1
	068055-003	2 ND STAGE MAST ASSY UL40	1
8	068053-000	#2 SECTION SLIDE	1
9	011703-016	SCREW SOCKET HEX SET 1/4-20UNC X 1	2



### 3rd Stage Mast Assembly

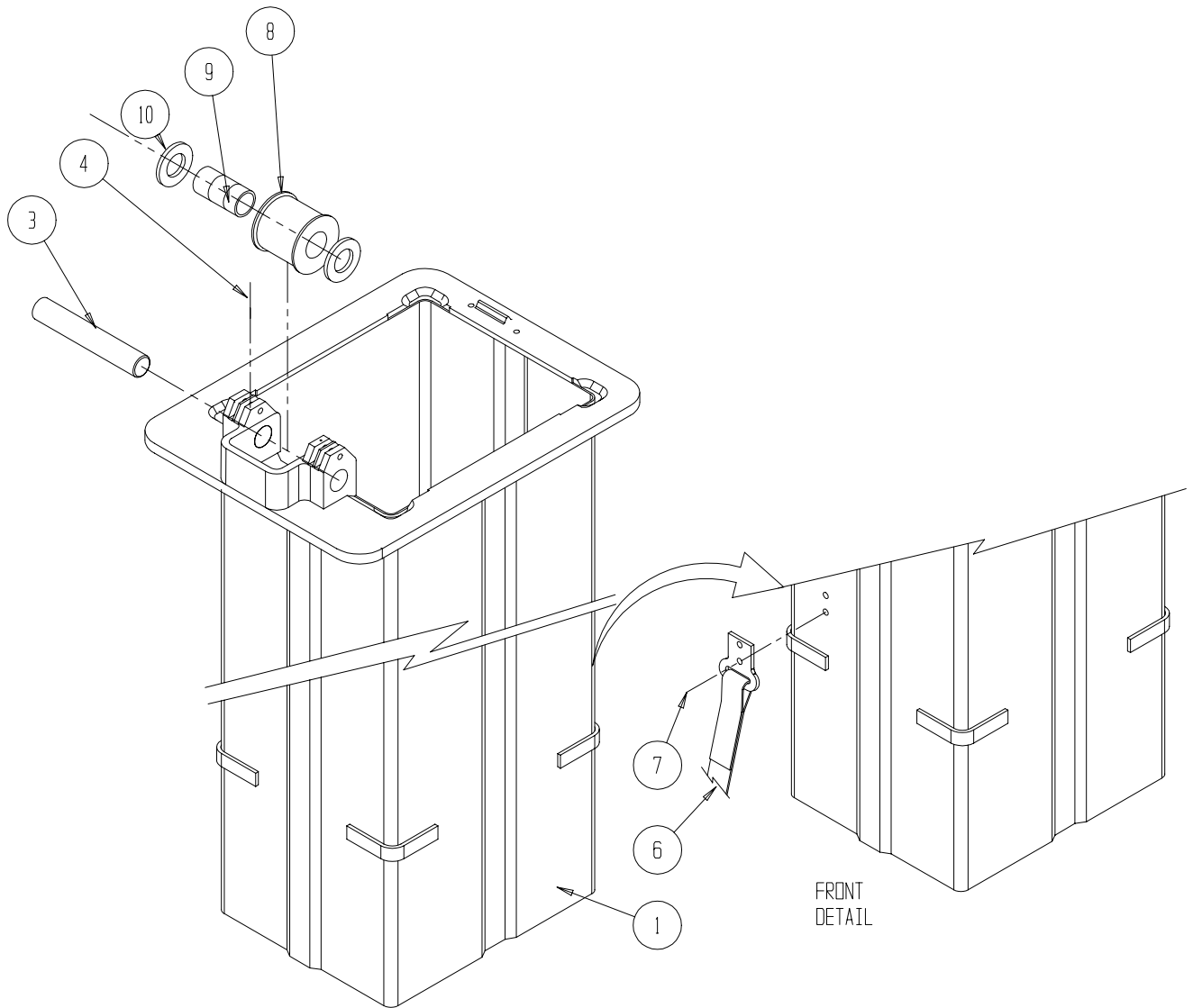
UL25 068056-001

UL32 068056-002

UL40 068056-003

Item	Part Number	Description	Qty
1	068060-001	3RD STAGE MAST ASSY UL25	1
	068060-002	3RD STAGE MAST ASSY UL32	1
	068060-003	3RD STAGE MAST ASSY UL40	1
3	068139-000	SHAFT	1
4	011735-012	PIN	1

Item	Part Number	Description	Qty
6	062753-000	STRAP ASSY	1
7	026553-002	RIVET 3/16	2
8	068137-000	SHEAVE	1
9	062642-010	BEARING	3
10	011786-005	MAC. BUSHING	2



# 4th Stage Mast Assembly

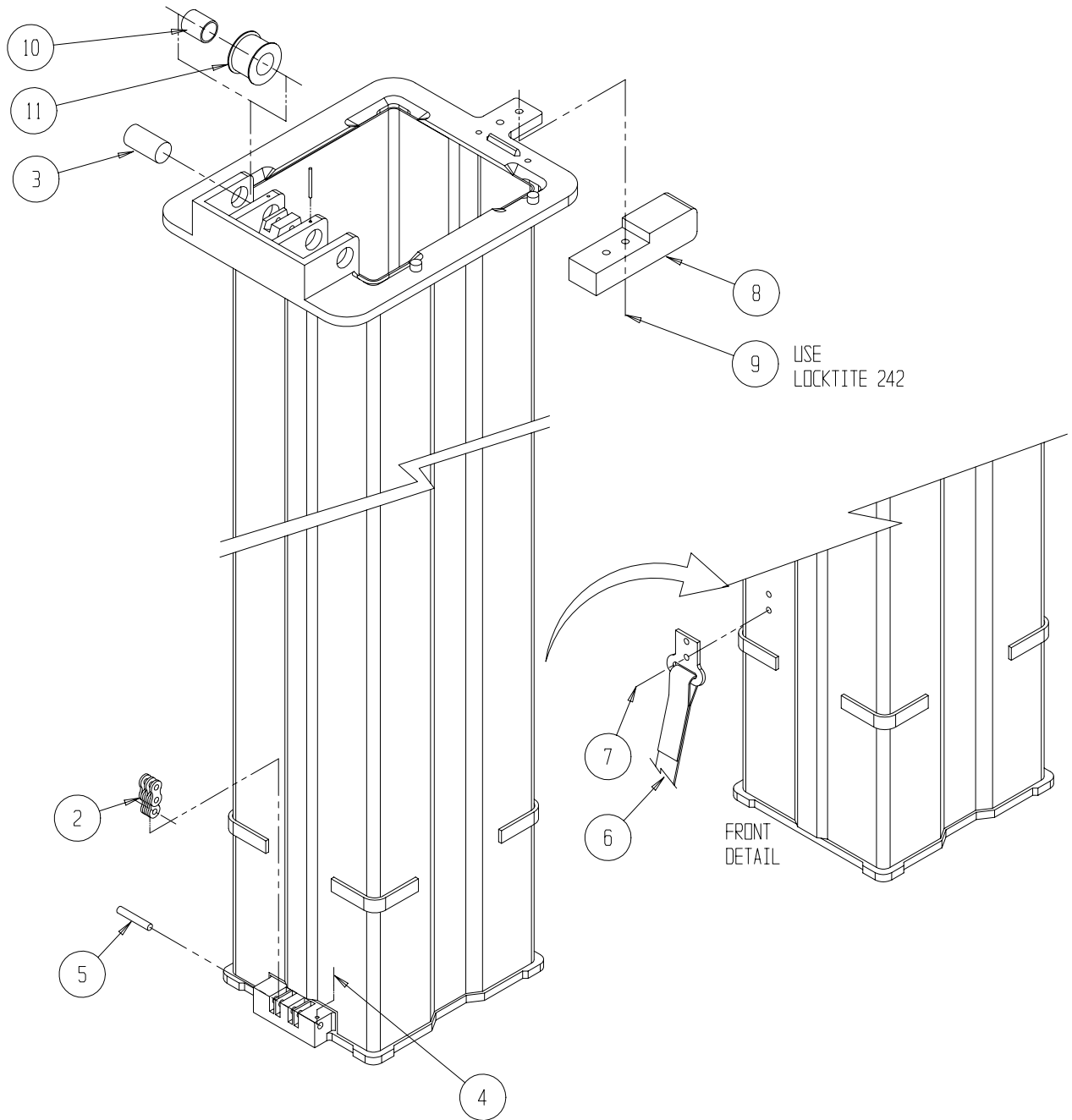
UL25 068061-001

UL32 068061-002

UL40 068061-003

Item	Part Number	Description	Qty
1	068064-001	4 TH STAGE MAST ASSY UL25	1
	068064-002	4 TH STAGE MAST ASSY UL32	1
	068064-003	4 TH STAGE MAST ASSY UL40	1
2	062168-111	CHAIN	2
2	062168-137	CHAIN	2
2	062168-163	CHAIN	2
3	068138-000	SHAFT	2
4	011753-020	SHAFT	2

Item	Part Number	Description	Qty
5	068146-000	PIN	2
6	062753-000	STRAP ASSY	1
7	026553-002	RIVET 3/16	2
8	068065-000	#4 SECTION SLIDE	1
9	012553-008	SCREW SOCKET HED CAP 1/4-20UNC X 1	2
10	062642-016	BEARING	2
11	068136-000	SHEAVE	2



# 5th Stage Mast Assembly

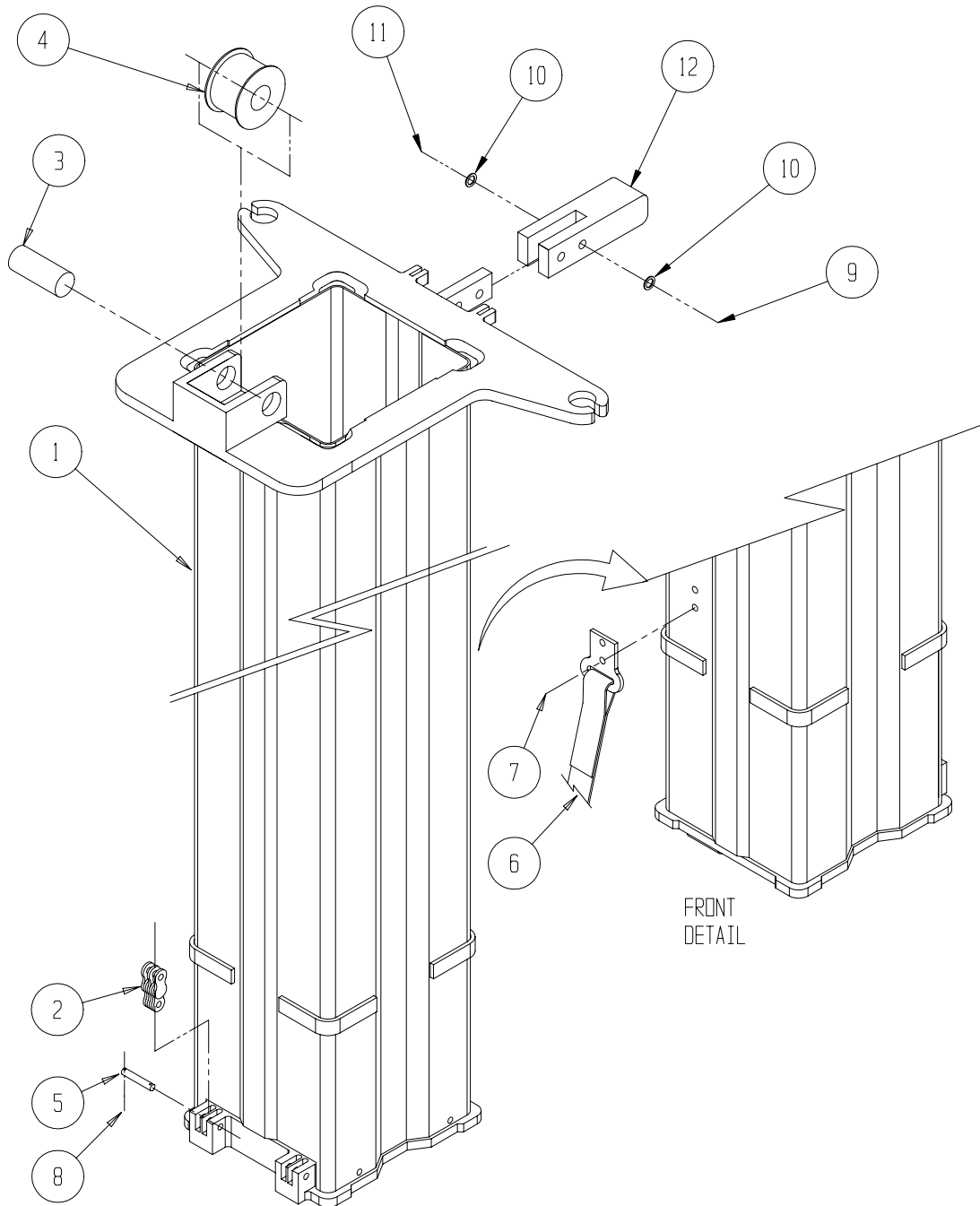
UL25 068066-001

UL32 068066-002

UL40 068066-003

Item	Part Number	Description	Qty
1	068069-001	5 TH STAGE MAST ASSY UL25	1
	068069-002	5 TH STAGE MAST ASSY UL32	1
	068069-003	5 TH STAGE MAST ASSY UL40	1
2	062167-141	CHAIN	2
2	062167-173	CHAIN	2
2	062167-205	CHAIN	2
3	068138-001	SHAFT	1
4	068135-000	SHEAVE, 5 STAGE TOP	1

Item	Part Number	Description	Qty
5	068140-000	PIN	2
6	062753-000	STRAP ASSY	1
7	026553-002	RIVET 3/16	2
8	011751-004	PIN, COTTER 1/16 X 1/2	4
9	011252-016	SCREW HHC 1/4-20 X 2	2
10	011240-004	WASHER 1/4 STD FLAT	4
11	011248-004	NUT 1/4-20 UNC ESNA	2
12	068097-000	5TH STAGE GUIDE	1



FRONT  
DETAIL

# 6th Stage Mast Assembly

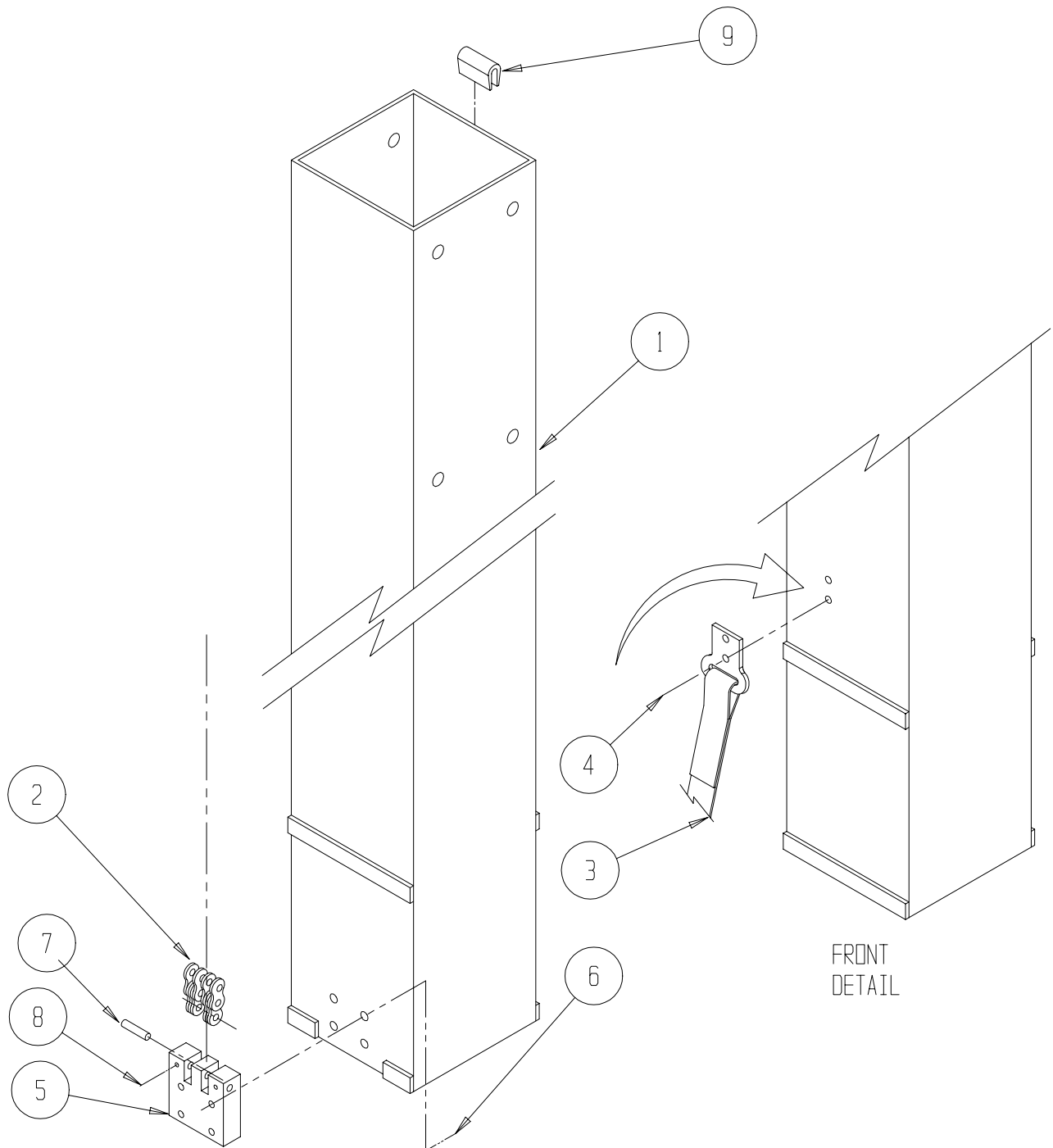
UL25 068070-001

UL32 068070-002

UL40 068070-003

Item	Part Number	Description	Qty
1	068071-001	6 TH STAGE WELDMENT UL25	1
	068071-002	6 TH STAGE WELDMENT UL32	1
	068071-003	6 TH STAGE WELDMENT UL40	1
2	062166-139	CHAIN	2
2	062166-171	CHAIN	2
2	062166-203	CHAIN	2
3	062753-000	STRAP ASSY	1

Item	Part Number	Description	Qty
4	026553-006	RIVET 3/16 .375-.500 GRIP	2
5	068073-000	CHAIN BLOCK	1
6	011821-005	SCREW BUTT HD 1/4-20UNC	4
7	068144-000	CLEVIS PIN 6B	2
8	011735-005	ROLL PIN 1/8 DIA X 5/8 LG	2
9	068219-099	UHMW WEAR STRIP X 1 1/2	FT .25





---

**NOTES:**

---

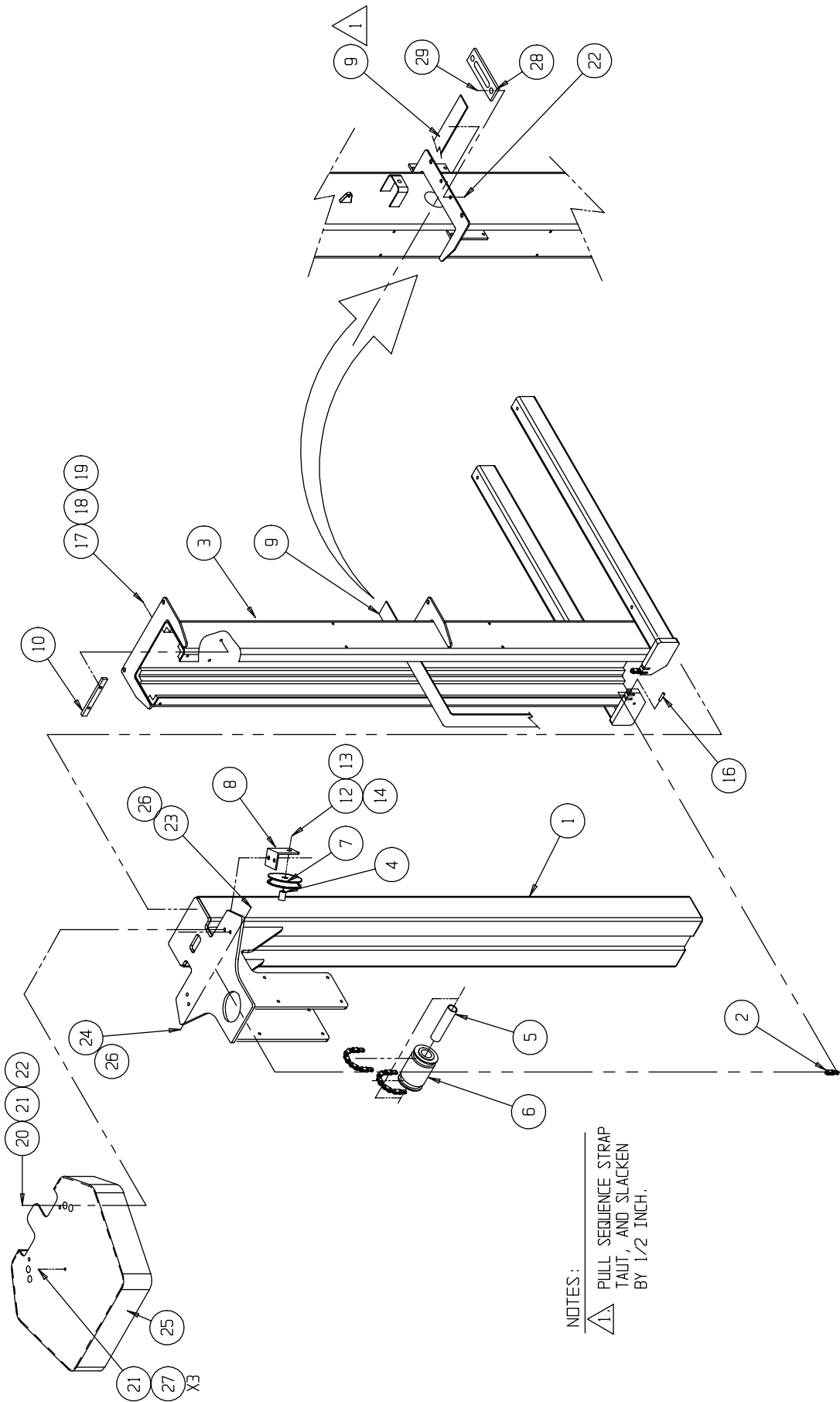
## Cage Support Assembly

UL25 068160-005

UL32 068160-006

UL40 068160-007

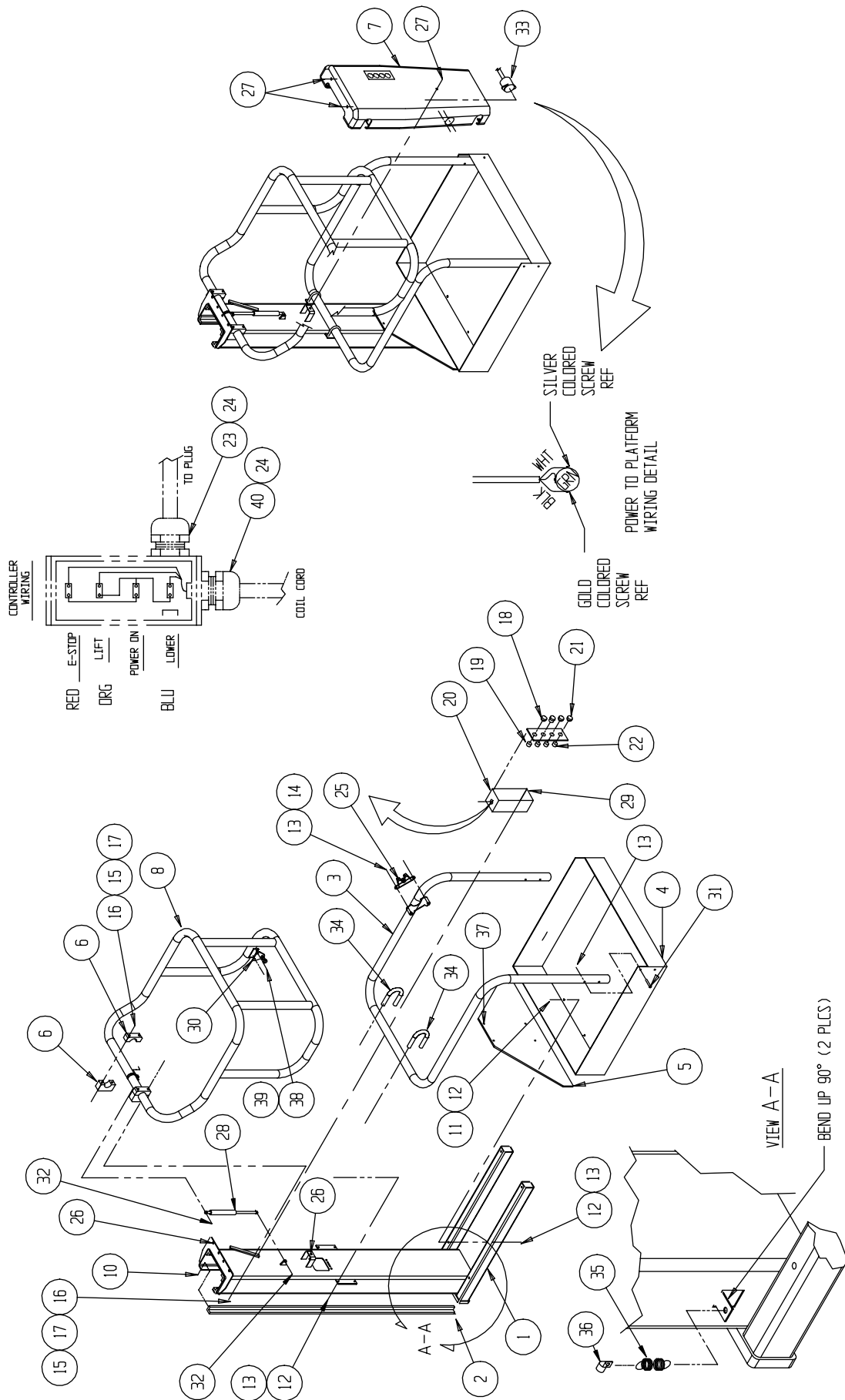
Item	Part Number	Description	UL25 -005	UL32 -006	UL40 -007
1	068163-005	CAGE SUPPORT WELDMENT	1		
	068163-006	CAGE SUPPORT WELDMENT		1	
	068163-007	CAGE SUPPORT WELDMENT			1
2	062165-133	CHAIN	2		
	062165-169	CHAIN		2	
	062165-201	CHAIN			2
3	068179-001	PLATFORM ASSY	1		
	068179-002	PLATFORM ASSY		1	1
4	017301-005	TUBE 1/2 OD X 18GA WALL X 7/8	1	1	1
5	068092-000	SLEAVE SPANNER TUBE	1	1	1
6	068093-000	ROLLER CHAIN	1	1	1
7	068094-001	CONTROL CABLE SHEAVE	1	1	1
8	068162-000	CONTROL CABLE SHEAVE BKT.	1	1	1
9	062753-001	STRAP ASSY	1	1	1
10	068049-000	CONTROL BRACKET	1	1	1
12	011254-010	SCREW HHC 3/8-16UNC X 1 1/4	1	1	1
13	011240-006	WASHER 3/8 STD FLAT	1	1	1
14	011250-006	NUT HEX ESNA 3/8-16UNC	1	1	1
16	068142-000	CHAIN PIN	2	2	2
17	011253-006	SCREW HHC 5/16-18UNC X 3/4	2	2	2
18	011240-005	WASHER 5/16 STD FLAT	2	2	2
19	011250-005	NUT HEX ESNA 5/16-18UNC	2	2	2
20	011252-008	SCREW HHC 1/4-20UNC X 1	2	2	2
21	011240-004	WASHER 1/4 STD FLAT	7	7	7
22	011248-004	NUT HEX ESNA 1/4-20UNC	4	4	4
23	014099-044	SCREW HHC 3/4-10UNC X 5 1/2	1	1	1
24	011248-012	NUT HEX ESNA 3/4-10UNC	1	1	1
25	068231-000	TOP COVER	1	1	1
26	011240-012	WASHER STD FLAT 3/4	2	2	2
27	011252-003	SCREW HHC 1/4-20 UNC X 3/8	3	3	3
28	062129-000	STRAP RETAINER	1	1	1
29	012553-005	SCREW SOC HD 1/4-20UNC X 5/8	2	2	2



## Platform Assembly, UL25

068179-001

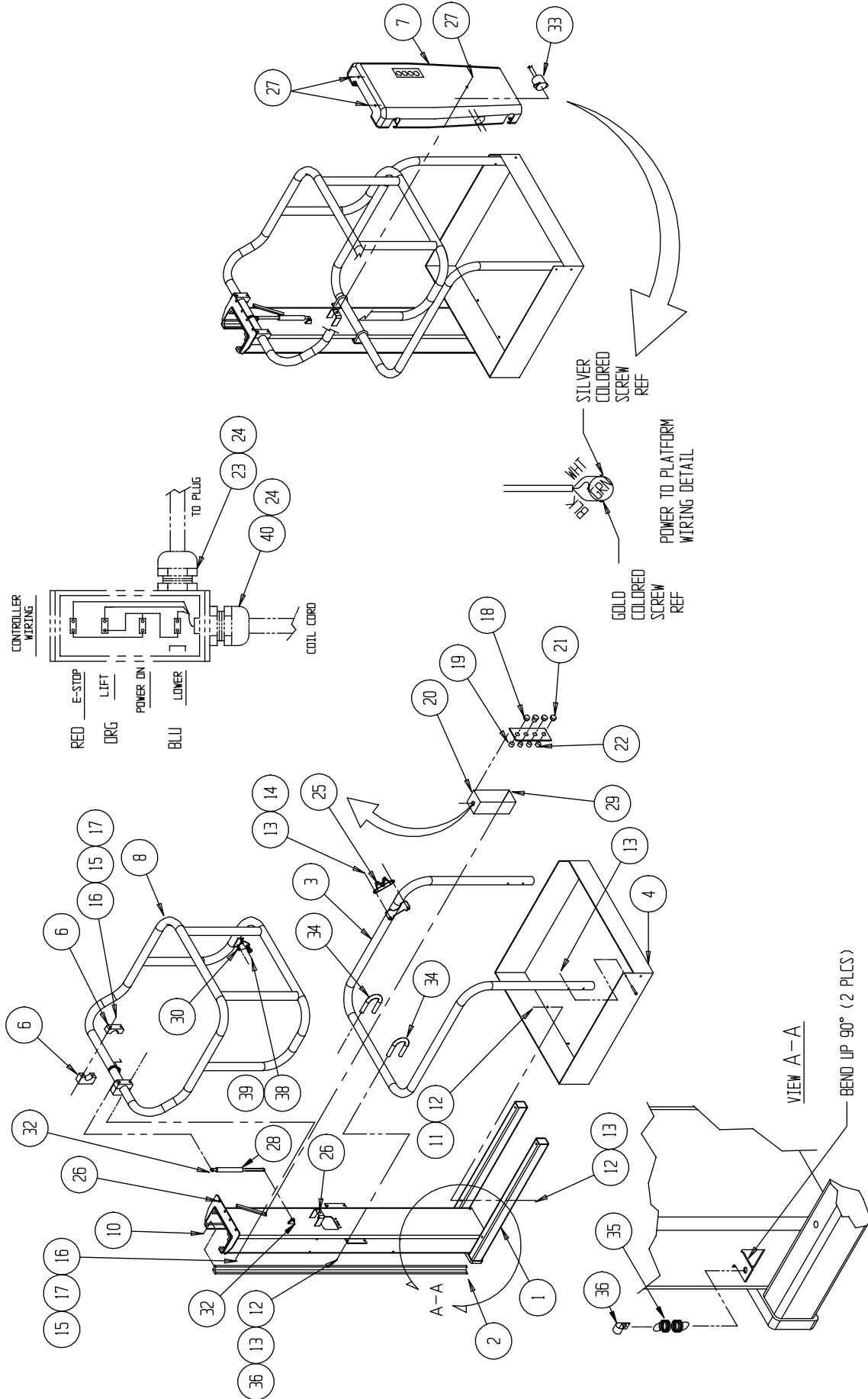
Item	Part Number	Description	Qty
1	068082-001	CAGE SUPPORT WELDMENT	1
2	068123-000	SLIDE ANGLE	4
3	068150-002	MIDRAIL WELDMENT	1
4	068149-002	CAGE PAN	1
5	068276-000	SHEAR GUARD	1
6	068096-000	RAIL BEARING TOP	4
7	068147-000	FRONT COVER	1
8	068171-002	UPPER GUARDRAIL WELDMENT	1
10	026525-003	SCREW SLFTP #8 HWH X 3/8	16
11	011252-022	SCREW HHC 1/4-20UNC X 2 3/4	4
12	011240-004	WASHER 1/4 STD	10
13	011248-004	NUT HEX ESNA 1/4-20UNC	12
14	011252-005	SCREW 1/4-20 X 5/8	2
15	011264-022	SCREW HHC 5/16-18UNC X 2 3/4	4
16	011240-005	WASHER 5/16 STD	4
17	011246-010	NUT HEX ESNA 5/16-18UNC	4
18	062799-008	SWITCH, PUSH PULL	1
19	067028-000	CONTACT BLOCK	1
20	062799-011	ENCLOSURE BOX & COVER	1
21	062799-002	SWITCH OPERATOR COVER	3
22	062799-003	CONTACT BLOCK N.O.	3
23	029925-000	CONNECTOR	1
24	029939-002	LOCKNUT 1/2 NPT	2
25	068277-000	LATCH	1
26	014252-004	NUT SERT 1/4-20UNC	3
27	011825-006	SCREW RND HD 1/4-20UNC X 3/4	5
28	063650-012	GAS SPRING	1
29	011708-003	SCREW RD HD MACH #8-32 X 1/2	2
30	068277-010	STRIKER BOLT	1
31	011252-014	SCREW HHC 1/4-20UNC X 1 3/4	4
32	015936-004	SCREW 3/8 X 1/2 SHOULDER	2
33	029961-002	INLET FLANGE FM	1
34	014924-008	U-BOLT	2
35	068630-000	EXTENSION SPRING .055 WIRE	1
36	013919-009	CLAMP, 5/8 DIA.	3
37	026551-007	RIVET 1/8 .251-.312 GRIP	4
38	011820-004	SCREW HHC #10-32 X 1/2 BUTTON HD SOC	2
39	011240-003	WASHER #10 STD	2
40	029903-004	CONNECTOR	1



## Platform Assembly, UL32/UL40

068179-002

Item	Part Number	Description	Qty
1	068082-001	CAGE SUPPORT WELDMENT	1
2	068123-000	SLIDE ANGLE	4
3	068150-002	MIDRAIL WELDMENT	1
4	068149-002	CAGE PAN	1
6	068096-000	RAIL BEARING TOP	4
7	068147-000	FRONT COVER	1
8	068171-002	UPPER GUARDRAIL WELDMENT	1
10	026525-003	SCREW SLFTP #8 HWH X 3/8	16
11	011252-022	SCREW HHC 1/4-20UNC X 2 3/4	4
12	011240-004	WASHER 1/4 STD	10
13	011248-004	NUT HEX ESNA 1/4-20UNC	12
14	011252-005	SCREW HHC 1/4-20 X 5/8	2
15	011264-022	SCREW HHC 5/16-18UNC X 2 3/4	4
16	011240-005	WASHER 5/16 STD	4
17	011246-010	NUT HEX ESNA 5/16-18UNC	4
18	062799-008	SWITCH, PUSH PULL	1
19	067028-000	CONTACT BLOCK	1
20	062799-011	ENCLOSURE BOX & COVER	1
21	062799-002	SWITCH OPERATOR COVER	3
22	062799-003	CONTACT BLOCK N.O.	3
23	029925-000	CONNECTOR	1
24	029939-002	LOCKNUT 1/2 NPT	2
25	068277-000	LATCH	1
26	014252-004	NUT SERT 1/4-20UNC	3
27	011825-006	SCREW RND HD 1/4-20UNC X 3/4	5
28	063650-012	GAS SPRING	1
29	011708-003	SCREW RD HD MACH #8-32 X 1/2	2
30	068277-010	STRIKER BOLT	1
31	011252-014	SCREW HHC 1/4-20UNC X 1 3/4	4
32	015936-004	SCREW 3/8 X 1/2 SHOULDER	2
33	029961-002	INLET FLANGE FM	1
34	014924-008	U-BOLT	2
35	068630-000	EXTENSION SPRING .055 WIRE	1
36	013919-009	CLAMP, 5/8 DIA.	3
38	011820-004	SCREW HHC #10-32 X 1/2 BUTTON HD SOC	2
39	011240-003	WASHER #10 STD	2
40	029903-004	CONNECTOR	1

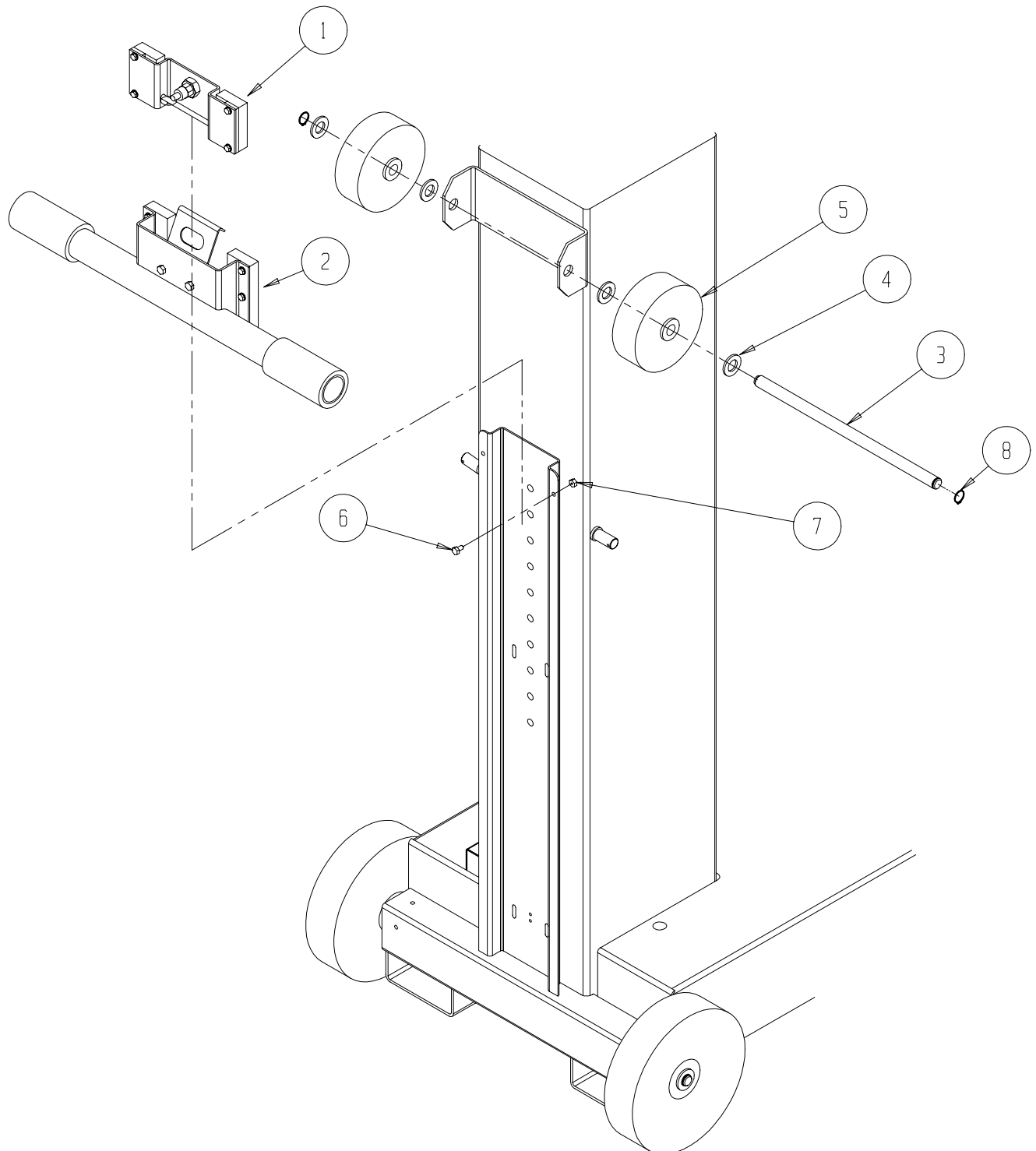


# Loader Assembly, UL25

068194-000

Item	Part Number	Description	Qty
1	068190-000	LOADER STOP BRACKET ASSY	1
2	068186-000	LOADER BAR ASSY	1
3	068197-000	SHORT AXLE SHAFT	1
4	011240-012	WASHER FLAT 3/4	4

Item	Part Number	Description	Qty
5	068220-000	WHEEL	2
6	011252-004	SCREW HHC 1/4-20UNC X 1/2	2
7	011248-004	NUT HEX ESNA 1/4-20UNC	2
8	011764-012	RETAINING RING	2





---

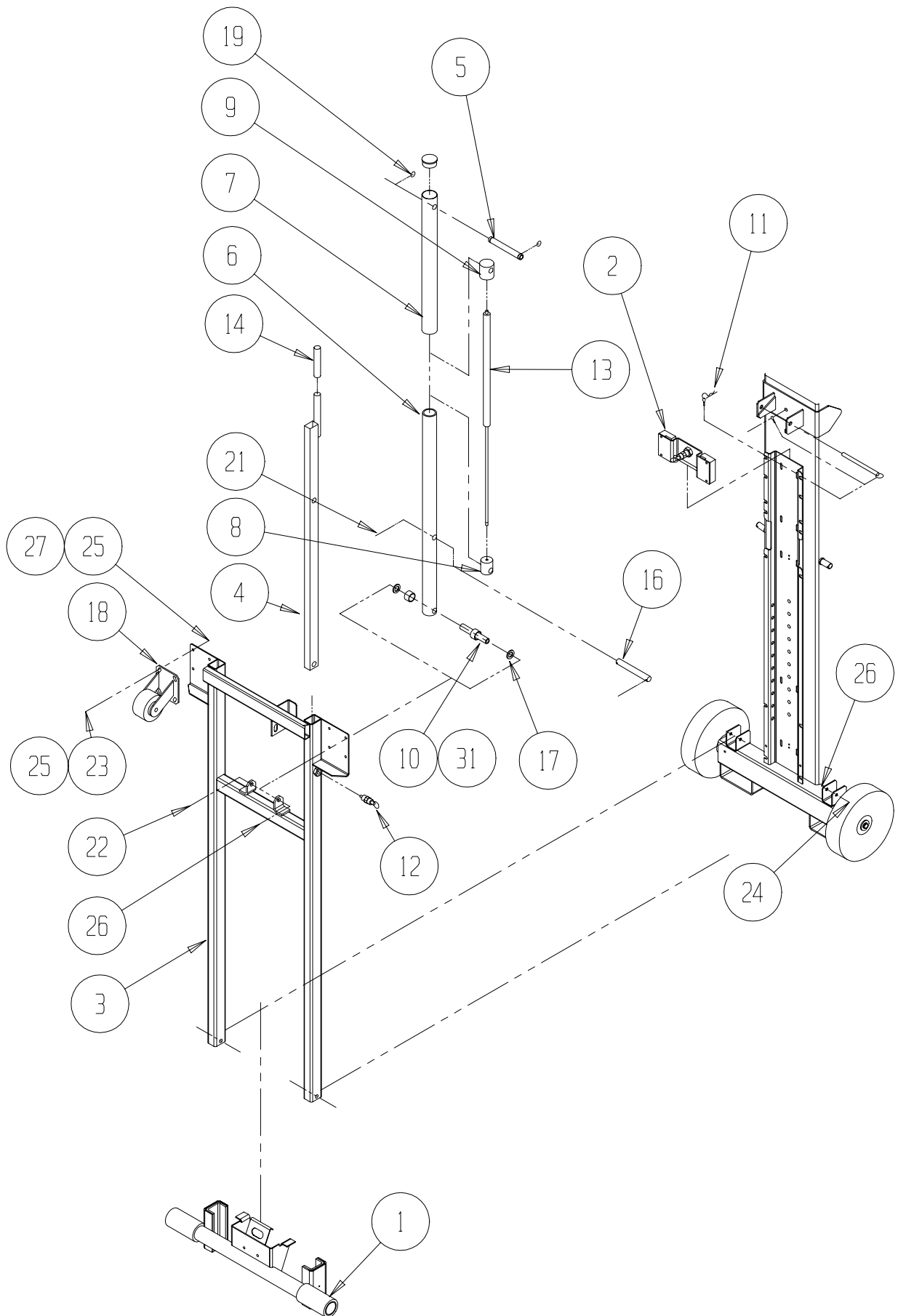
**NOTES:**

---

**Tilt Back Assembly, UL32**

068200-000

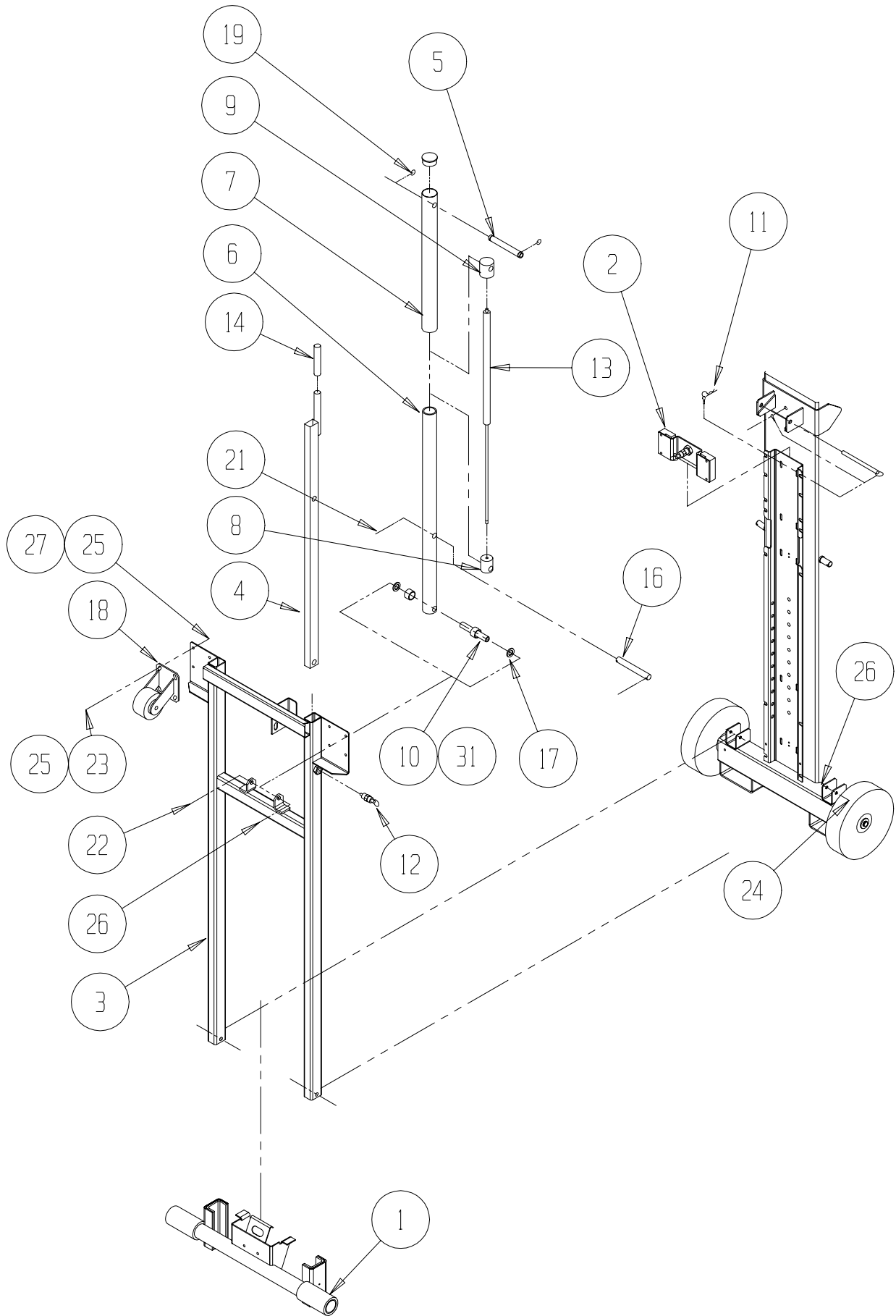
Item	Part Number	Description	Qty
1	068180-000	LOADER BAR ASSY	1
2	068190-000	LOADER STOP BRACKET ASSY	1
3	068201-000	TILT BACK WELDMENT 32-40	1
4	062844-000	TILT BAR WELDMENT	1
5	062846-001	TUBE CYLINDER MOUNT	1
6	068196-000	INNER TUBE 32	1
7	062884-002	TUBE CYLINDER OUTER	1
8	062885-001	FITTING CYLINDER END	1
9	062886-000	FITTING CYLINDER END	1
10	062887-001	PIN CYLINDER MOUNT	1
11	062891-001	LANYARD ASSY	1
12	003570-000	PIN RETAINING	1
13	063650-003	CYLINDER GAS SPRING	1
14	062843-001	GRIP	1
15	063926-004	CAPLUG	1
16	062888-003	PIN 3/4 X 2 1/2	1
17	011786-005	BUSHING	2
18	062784-004	CASTER	2
19	011764-012	RING RETAINING	2
21	011753-012	PIN COTTER 1/8 X 1/2	2
22	011256-008	SCREW HHC 1/2-13 X 1 1/2	2
23	011253-008	SCREW HHC 5/16-18 X 1	8
24	011256-022	SCREW HHC 1/2-13 2 3/4	2
25	011240-005	WASHER 5/16 FLAT	16
26	011238-008	NUT HEX ESNA 1/2-13	4
27	011248-005	NUT HEX ESNA 5/16-18	8
31	016590-001	PIPE 3/4 SCHED 40 ALUM X 3/8	2



**Tilt Back Assembly, UL40**

068200-001

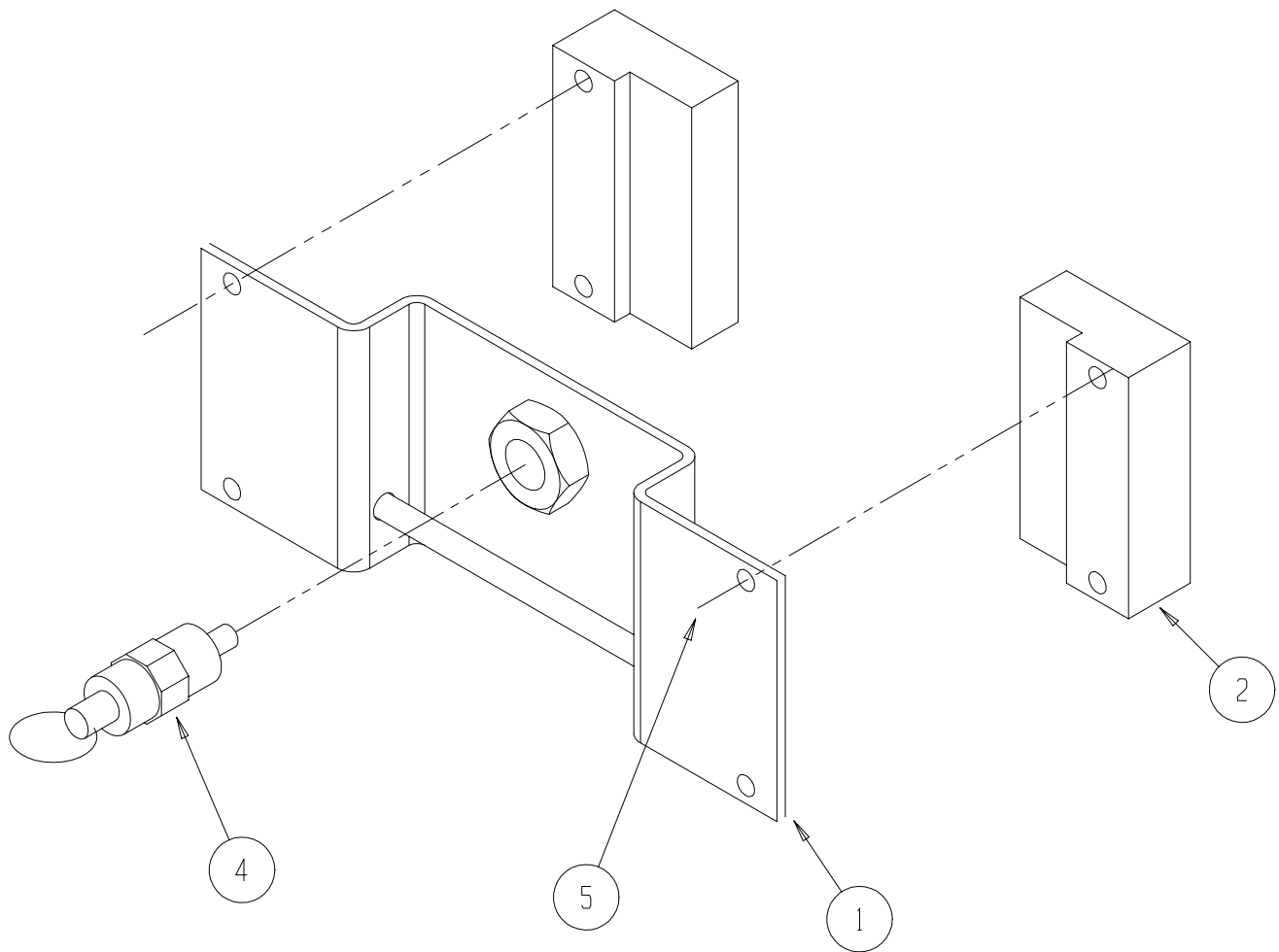
Item	Part Number	Description	Qty
1	068180-000	LOADER BAR ASSY	1
2	068190-000	LOADER STOP BRACKET ASSY	1
3	068201-000	TILT BACK WELDMENT 32-40	1
4	062844-000	TILT BAR WELDMENT	1
5	062846-001	TUBE CYLINDER MOUNT	1
6	068196-000	INNER TUBE 40	1
7	062884-001	TUBE CYLINDER OUTER	1
8	062885-001	FITTING CYLINDER END	1
9	062886-001	FITTING CYLINDER END	1
10	062887-001	PIN CYLINDER MOUNT	1
11	062891-001	LANYARD ASSY	1
12	003570-000	PIN RETAINING	1
13	063650-002	CYLINDER GAS SPRING	1
14	062843-001	GRIP	1
15	063926-004	CAPLUG	1
16	062888-003	PIN 3/4 X 2 1/2	1
17	011786-005	BUSHING	2
18	062784-004	CASTER	2
19	011764-012	RING RETAINING	2
21	011753-012	PIN COTTER 1/8 X 1/2	2
22	011256-008	SCREW HHC 1/2-13 X 1 1/2	2
23	011253-008	SCREW HHC 5/16-18 X 1	8
24	011256-022	SCREW HHC 1/2-13 2 3/4	2
25	011240-005	WASHER 5/16 FLAT	16
26	011238-008	NUT HEX ESNA 1/2-13	4
27	011248-005	NUT HEX ESNA 5/16-18	8
31	016590-001	PIPE 3/4 SCHED 40 ALUM X 3/8	2



# Loader Stop Bracket Assembly

068190-000

Item	Part Number	Description	Qty
1	068191-000	LOADER STOP BRACKET WELDMENT	1
2	068193-000	SLIDE PAD - LOADER STOP	2
4	03570-000	RETAINING PIN ASSY	1
5	014066-006	SCREW 1/4 SELF TAPPING X 3/4	4

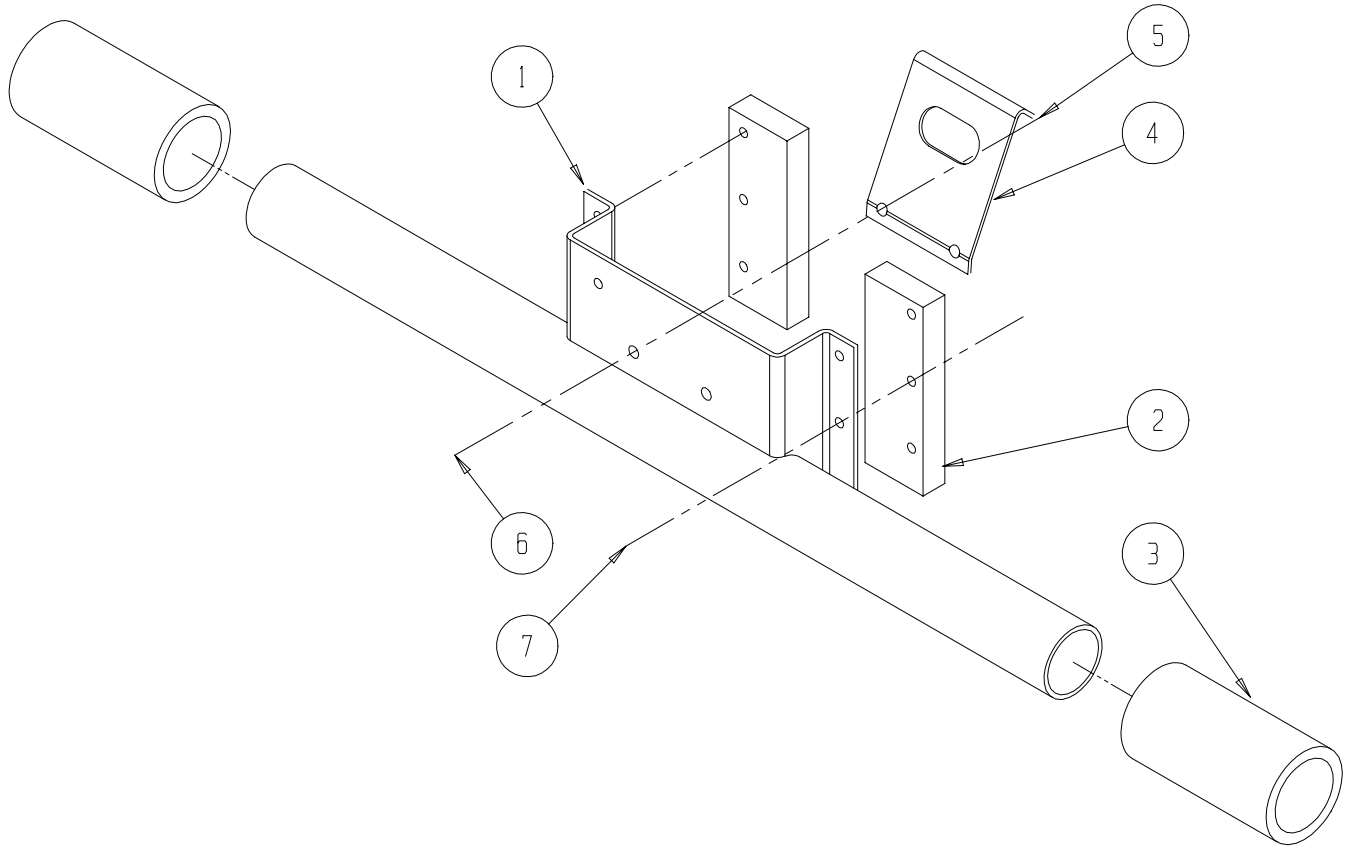


Drawing #

# Loader Bar Assembly

068186-000

Item	Part Number	Description	Qty
1	068187-000	LOADER BAR WELDMENT	1
2	068188-000	SLIDE PAD	2
3	061694-005	HOSE 2 5/8 OD X 2 ID X 5	2
4	062923-000	LOADER HANGER	1
5	015936-004	BOLT SHOULDER 3/8 X 1/2	2
6	011248-005	NUT HEX ESNA 5/16-18UNC	2
7	014066-006	SCREW HWH SLFTP 1/4-AB X 3/4	6



## Outrigger Assembly

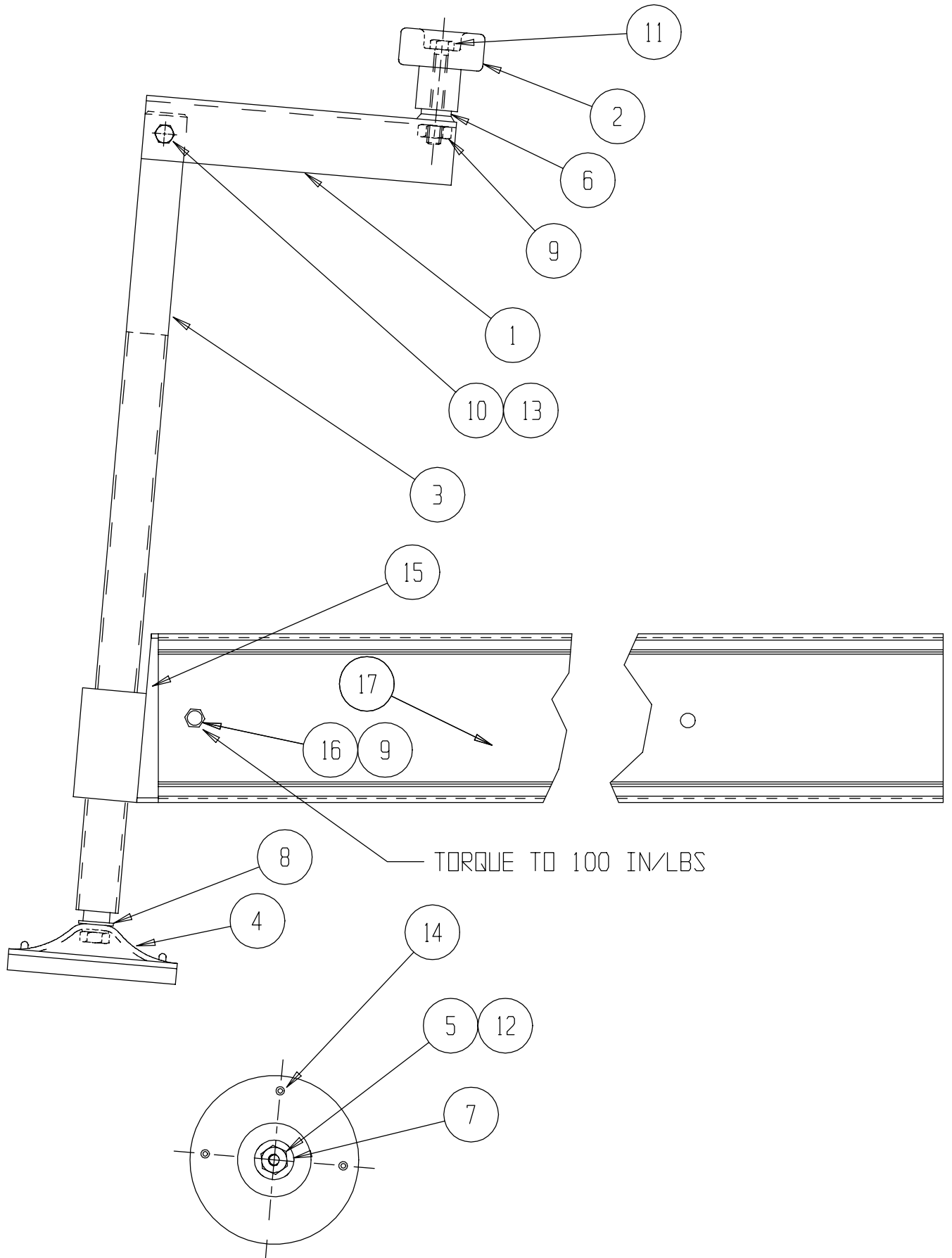
UL25 068157-000

UL32 068157-001

UL40 068 157-002

Item	Part Number	Description	Qty
1	03471-000	HANDLE ARM	1
2	03508-000	KNOB	1
3	062636-000	SCREW	1
4	03532-000	PAD ASSEMBLY	1
5	011238-005	WASHER SPLIT LOCK 5/16	1
6	011240-004	WASHER 1/4 FLAT	2
7	011240-005	WASHER 5/16 FLAT	1
8	014996-010	WASHER 5/8 SAE FLAT	1
9	011248-004	NUT HEX ESNA 1/4-20UNC	2
10	011248-005	NUT HEX ESNA 5/16-18UNC	1
11	011252-018	SCREW HHC 1/4-20UNC X 2 1/4	1
12	011253-008	SCREW HHC 5/16-18UNC X 1	1
13	011253-014	SCREW HHC 5/16-18UNC X 1-3/4	1
14	026553-005	RIVET POP 3/16 X 3/8	4
15	068148-000	SCREW CASTING	1
16	011252-024	SCREW HHC 1/420UNC X 3	1
17	068102-000	OUTRIGGER TUBE UL25	1
	068102-001	OUTRIGGER TUBE UL32	1
	068102-002	OUTRIGGER TUBE UL40	1



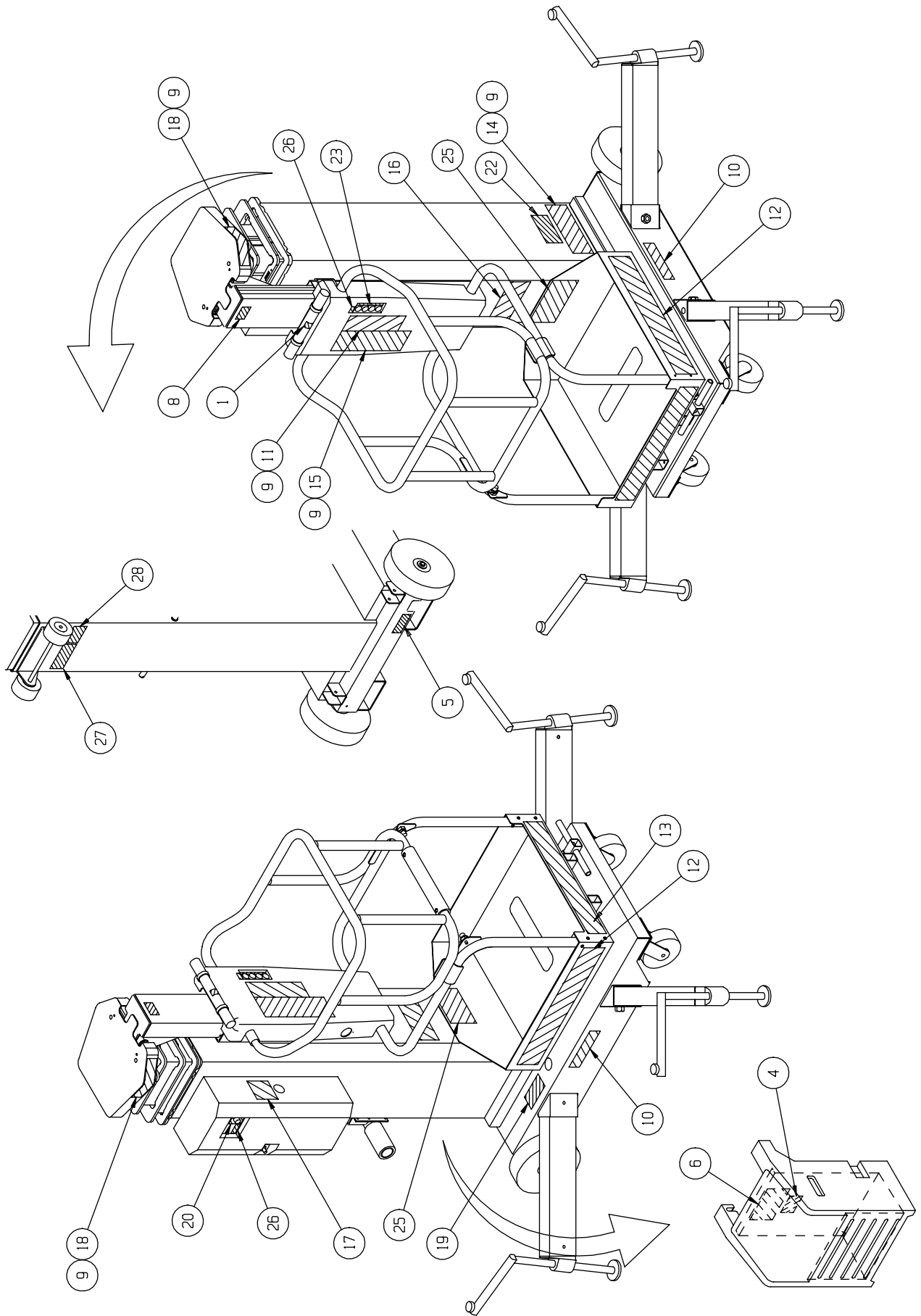


**Label Kit, UL25**

AC 068013-010

DC 068013-011

Item	Part Number	Description	Qty
1	003610-000	LABEL, OPERATING INSTRUCTIONS	1
4	005221-000	LABEL, BATTERY FLUID	1 DC ONLY
5	005223-005	LABEL, EMERGENCY DOWN	1
6	066552-000	LABEL, WARNING HYDROGEN GAS	1 DC ONLY
8	064444-000	LABEL, USA	1
9	026551-004	RIVET, POP 1/8 .126-.187 GRIP	20
10	062218-001	LABEL, INSERT OUTRIGGER	2
11	066554-002	LABEL, WARNING USE	1
12	061683-008	LABEL, UPRIGHT	2
13	068212-001	LABEL, UL25	1
14	061205-000	NAME PLATE	1
15	066550-010	LABEL, WARNING BEFORE USING	1
16	066557-011	LABEL, WARNING MAX LOAD 350 LBS	1
17	062217-000	LABEL, HYDRAULIC FLUID	1
18	066553-002	LABEL, WARNING PINCH POINT	2
19	066551-005	LABEL, WARNING CENTER BUBBLE	1
20	062322-000	LABEL, CONTROL SWITCH	1
22	061220-010	LABEL, ANSI	1
23	062840-000	LABEL, CONTROLS	1
25	062821-002	LABEL, WARNING TIPPING HAZARD	1
26	062792-000	LABEL, EMERGENCY STOP	2
27	062725-002	LABEL, WARNING LOADER	1
28	062575-001	LABEL, WARNING DO NOT LOWER	1

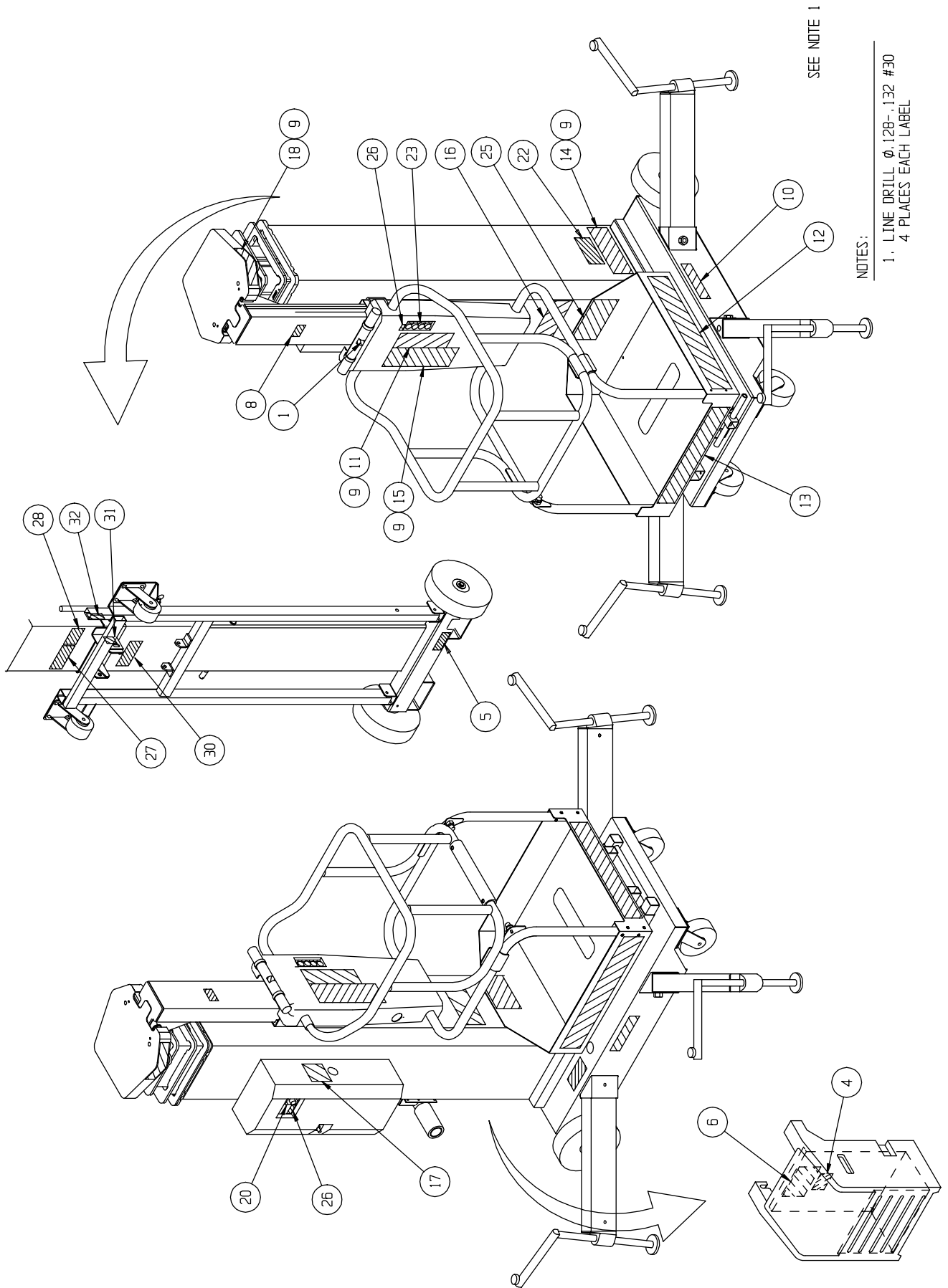


**Label Kit, UL32**

AC 068014-010

DC 068014-011

Item	Part Number	Description	Qty
1	003610-000	LABEL, OPERATING INSTRUCTIONS	1
4	005221-000	LABEL, BATTERY FLUID	1 DC ONLY
5	005223-005	LABEL, EMERGENCY DOWN	1
6	066552-000	LABEL, WARNING HYDROGEN GAS	1 DC ONLY
8	064444-000	LABEL, USA	1
9	026551-004	RIVET, POP 1/8 .126-.187 GRIP	20
10	062218-001	LABEL, INSERT OUTRIGGER	2
11	066554-002	LABEL, WARNING USE	1
12	061683-008	LABEL, UPRIGHT	2
13	068212-002	LABEL, UL32	1
14	061205-000	NAME PLATE	1
15	066550-010	LABEL, WARNING BEFORE USING	1
16	066557-009	LABEL, WARNING MAX LOAD 300LBS	1
17	062217-000	LABEL, HYDRAULIC FLUID	1
18	066553-002	LABEL, WARNING PINCH POINT	2
19	066551-005	LABEL, WARNING CENTER BUBBLE	1
20	062322-000	LABEL, CONTROL SWITCH	1
22	061220-010	LABEL, ANSI	1
23	062840-000	LABEL, CONTROLS	1
25	062821-002	LABEL, WARNING TIPPING HAZARD	1
26	062792-000	LABEL, EMERGENCY STOP	2
27	062725-002	LABEL, WARNING LOADER	1
28	062575-001	LABEL, WARNING DO NOT LOWER	1
31	062466-002	LABEL, BEFORE TILTING	1
31	062814-000	LABEL, INSERT PIN	1
32	062876-000	LABEL, LEVER	1

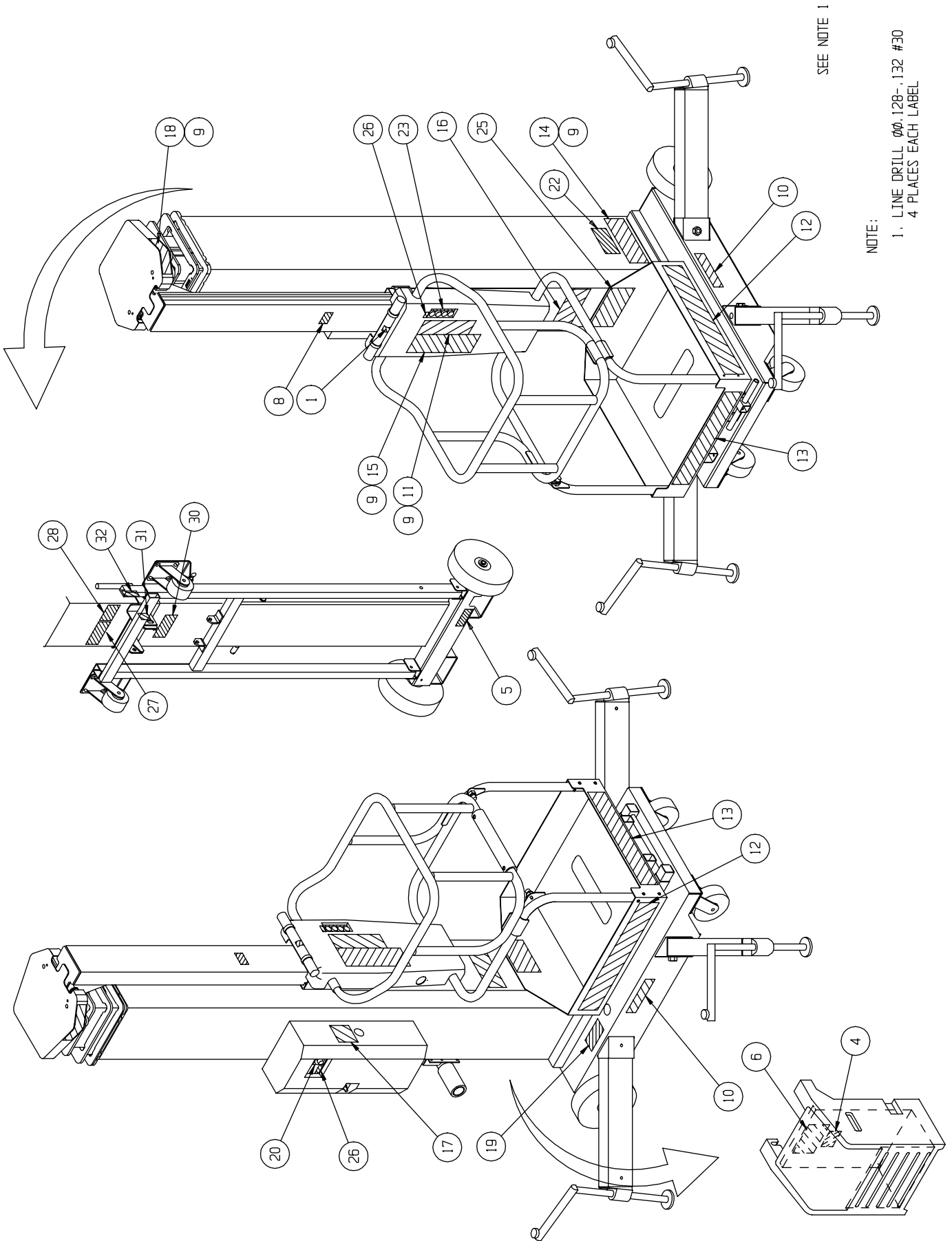


**Label Kit, UL40**

AC 068015-010

DC 068015-011

Item	Part Number	Description	Qty
1	003610-000	LABEL, OPERATING INSTRUCTIONS	1
4	005221-000	LABEL, BATTERY FLUID	1 DC ONLY
5	005223-005	LABEL, EMERGENCY DOWN	1
6	066552-000	LABEL, WARNING HYDROGEN GAS	1 DC ONLY
8	064444-000	LABEL, USA	1
9	026551-004	RIVET, POP 1/8 .126-.187 GRIP	20
10	062218-001	LABEL, INSERT OUTRIGGER	2
11	066554-002	LABEL, WARNING USE	1
12	061683-008	LABEL, UPRIGHT	2
13	068212-003	LABEL, UL40	1
14	061205-000	NAME PLATE	1
15	066550-010	LABEL, WARNING BEFORE USING	1
16	066557-009	LABEL, WARNING MAX LOAD 300LBS	1
17	062217-000	LABEL, HUDRAULIC FLUID	1
18	066553-002	LABEL, WARNING PINCH POINT	2
19	066551-005	LABEL, WARNING CENTER BUBBLE	1
20	062322-000	LABEL, CONTROL SWITCH	1
22	061220-010	LABEL, ANSI	1
23	062840-000	LABEL, CONTROLS	1
25	062821-002	LABEL, WARNING TIPPING HAZARD	1
26	062792-000	LABEL, EMERGENCY STOP	2
27	062725-002	LABEL, WARNING LOADER	1
28	062575-001	LABEL, WARNING DO NOT LOWER	1
30	062466-002	LABEL, BEFORE TILTING	1
31	062814-000	LABEL, INSERT PIN	1
32	062876-000	LABEL, LEVER	1



SEE NOTE 1

NOTE:

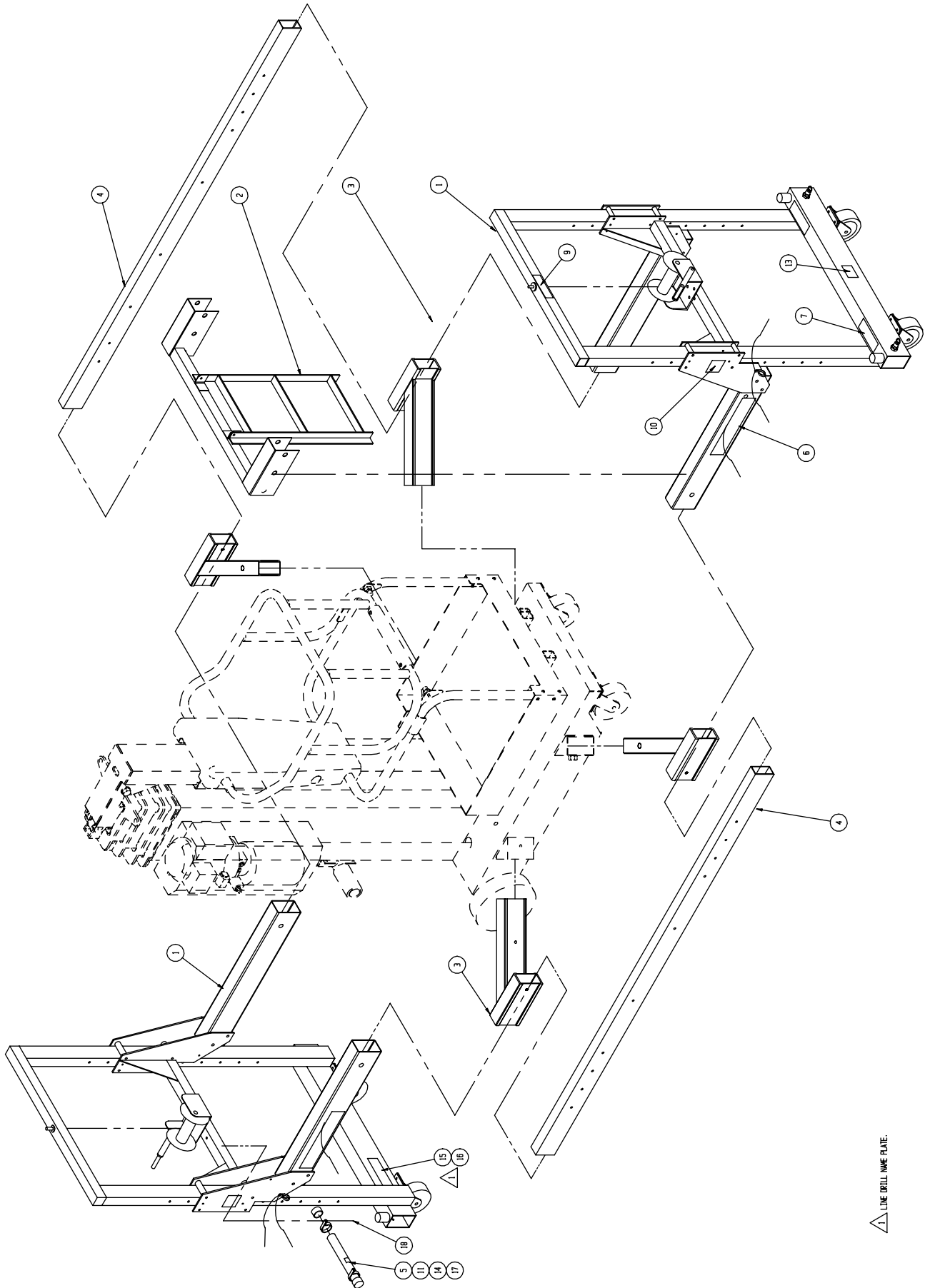
- 1. LINE DRILL  $\varnothing\varnothing.128-.132$  #30  
4 PLACES EACH LABEL

**Auditorium Kit Option**

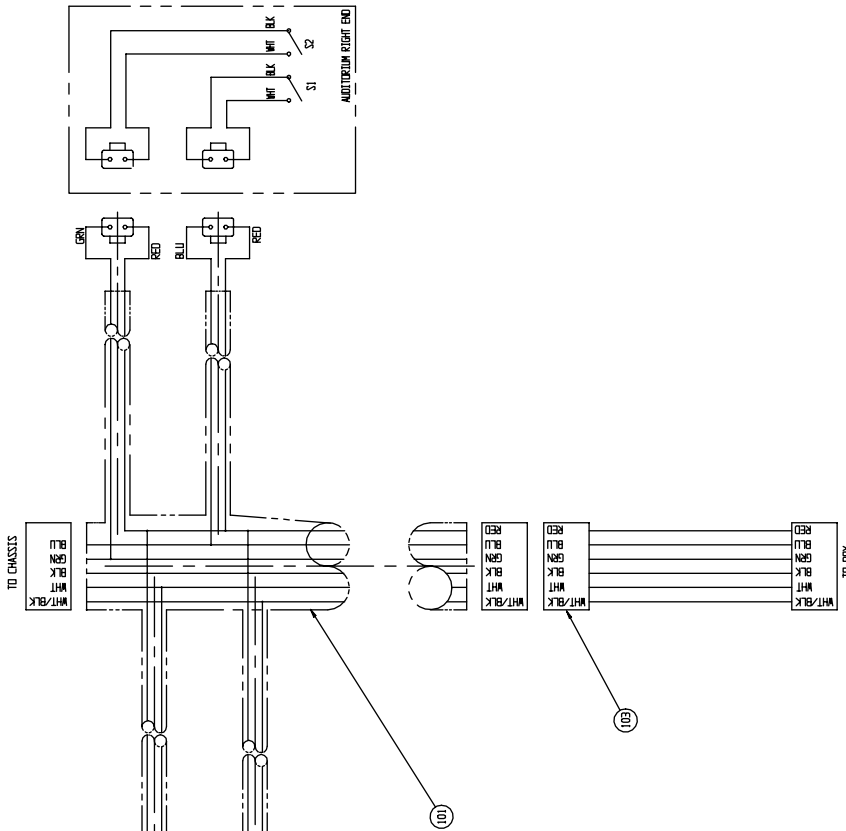
068600-000

Item	Part Number	Description	Qty
1	068620-000	AUDITORIUM LIFT END ASSY	2
2	068621-000	LADDER SUPPORT ASSY	1
3	068602-000	OUTRIGGER TUBE ASSY	4
4	068628-000	OUTRIGGER TUBE WELDMENT	2
5	065099-000	LABEL INST TUBE ASSY	1
6	061683-016	LABEL UP-RIGHT	4
7	062218-000	LABEL INST.	4
9	066548-000	LABEL WARNING	2
10	066546-000	LABEL WARNING	4
11	062304-001	USER MANUAL	1
13	066547-000	LABEL WARNING	2
14	060577-001	ANSI MANUAL	1
15	061205-000	NAME PLATE	1
16	026551-004	RIVET, POP 1/2 .126-.187	4
17	003610-000	LABEL OPERATING INST.	1
18	014066-006	SCREW SLFTP HWH 1/4-AB X 3/4	2
101	067992-000	AUDITORIUM HARNESS	1
102	067993-000	WIRE HARNESS SHORT	1
103	068648-000	WIRE HARNESS 36 X 6	1



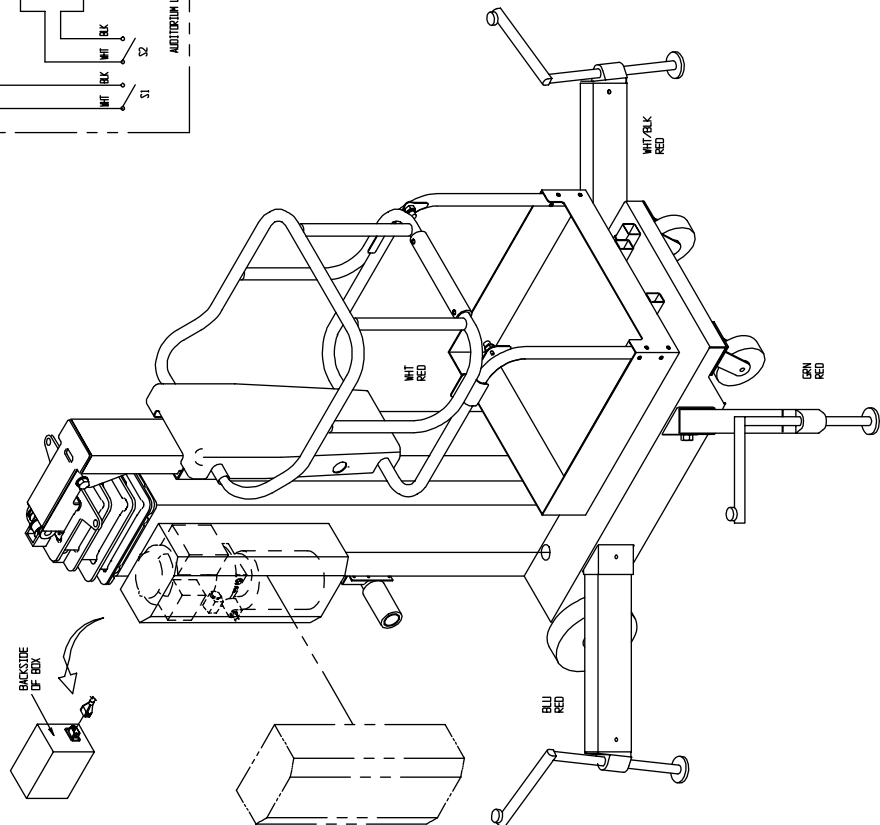


Drawing # 1 of 3



**ULII W/PC BOARD**

1. REMOVE MOTOR COVER.
2. REMOVE CHASSIS HARNESS PLUG FROM BACK OF CONTROL BOX.
3. INSTALL LIKE PLUG FROM ITEM #101 INTO MOTOR COVER HARNESS FROM CONTROL BOX.
4. INSTALL CHASSIS HARNESS PLUG INTO OPPOSITE END OF AUTOTRUM KIT HARNESS.
5. INSTALL TWO CONDUCTOR PLUG W/ MATING PINS ON AUTOTRUM KIT MATCHING LIKE COLORED WIRES.



ULII W/O PC BOARD

1. Remove battery connection or power source.
2. Remove and pull back approximately 1 FT. of the outer wire covering at the base of machine.
3. Cut red (or blu/blk) wire and install snap plug and socket as shown see detail 1.
4. Install wire splices as shown. (fig 1)
5. Remove the 2 wire pigtails from the auditorium kit harness item #1.
6. Install the wire item #102 (harness short) 67993-000 into the red (or blu/blk) wire as shown see detail 1.
7. Install the red wire from each pigtail into the 067993-000.
8. Install the remaining wire from each pigtail into the wire splices as shown in fig. 1.
9. Check indicator lights using auditorium lift end.
10. Tape all connections and replace outer wire cover.

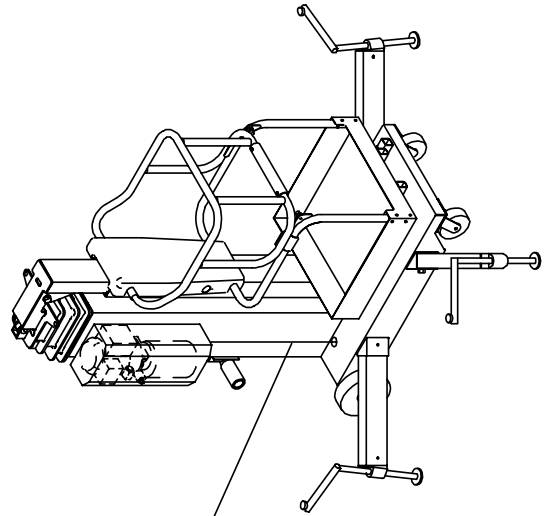
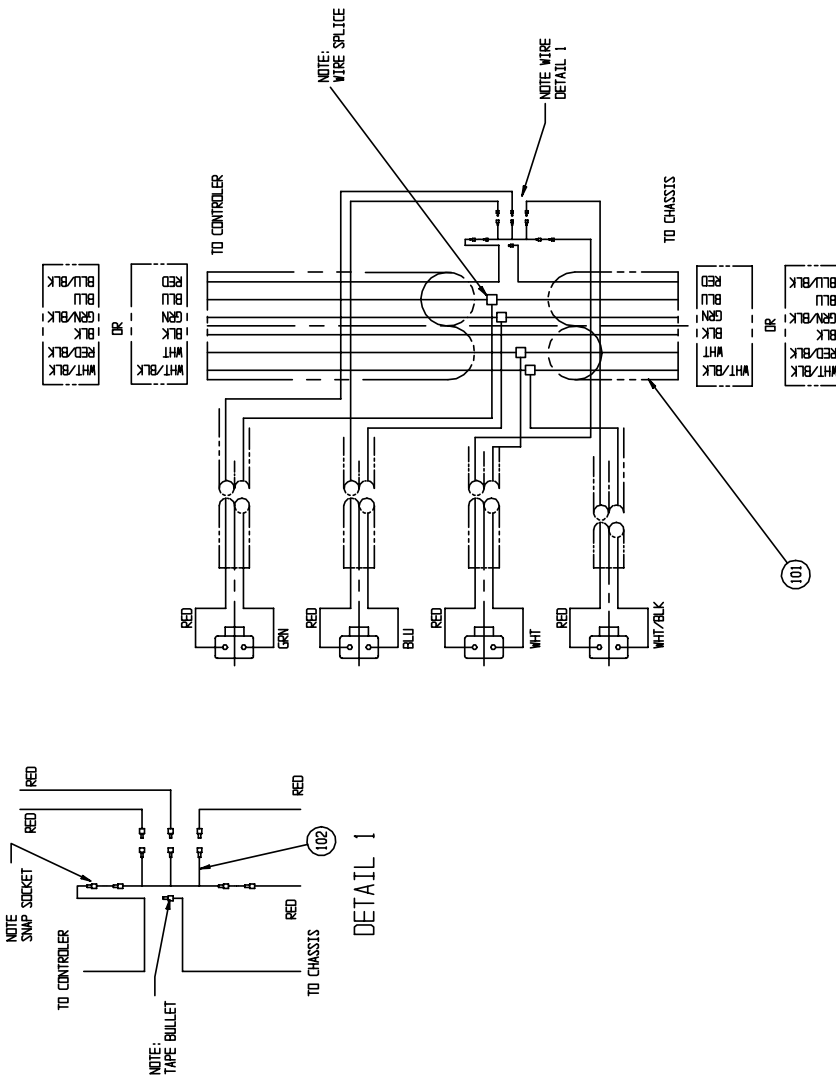
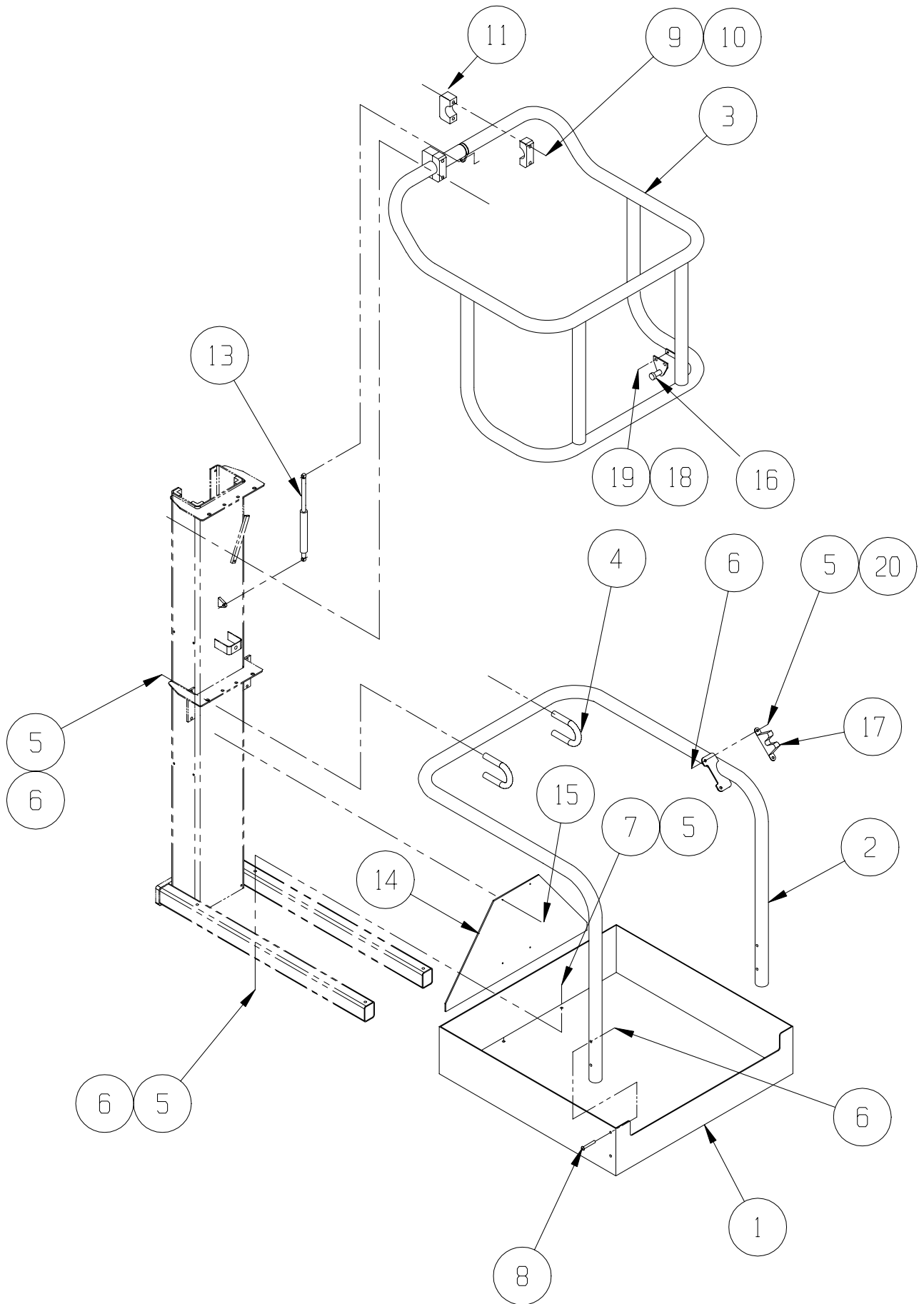


FIG 1

## Narrow Cage Option

068242-001

Item	Part Number	Description	Qty
1	068149-003	CAGE PAN (NARROW)	1
2	068150-003	MIDRAIL WELDMENT (NARROW)	1
3	068171-003	UPPER GUARDRAIL WELDMENT (NARROW)	1
4	014924-008	U-BOLT	2
5	011240-004	WASHER 1/4" STD.	14
6	011248-004	LOCKNUT, ESNA 1/4-20 UNC	14
7	011252-022	SCREW, HHC 1/4-20 UNC X 2 3/4	4
8	011252-014	SCREW, HHC 1/4-20 UNC X 1 3/4	4
9	011240-005	WASHER, 5/16 STD.	8
10	011264-022	SCREW, HHC 5/16-18 UNC X 2 3/4	4
11	068096-000	RAIL BEARING, TOP	4
13	063650-012	GAS SPRING	1
14	068276-001	SHEAR GAURD	1
15	026551-007	RIVET 1/8 X .251-.312 GRIP	4
16	068277-010	STRIKER BOLT	1
17	068277-000	LATCH	1
18	011709-004	SCREW MACH RD HD 10-24 X 1/2	2
19	011240-003	WASHER #10 STD FLAT	2
20	011821-005	SCREW BUTT HD 1/4-20UNC X 5/8	2

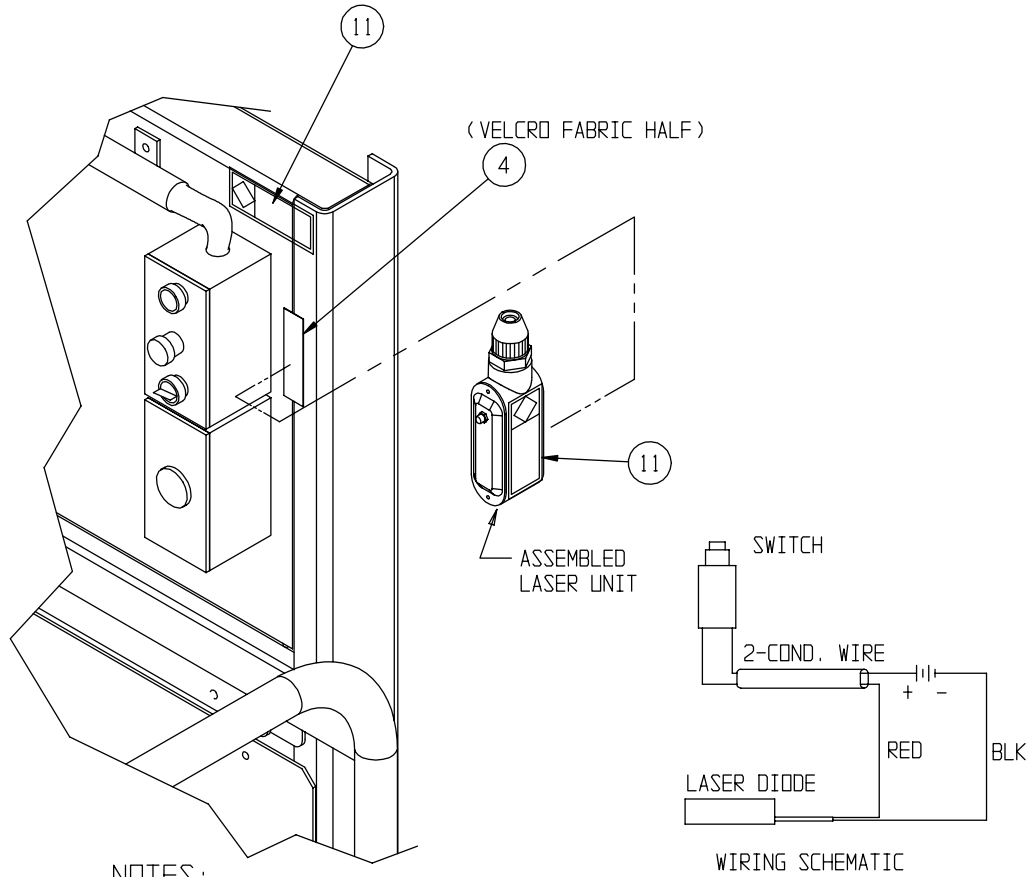


# Laser Locator Option

067044-000

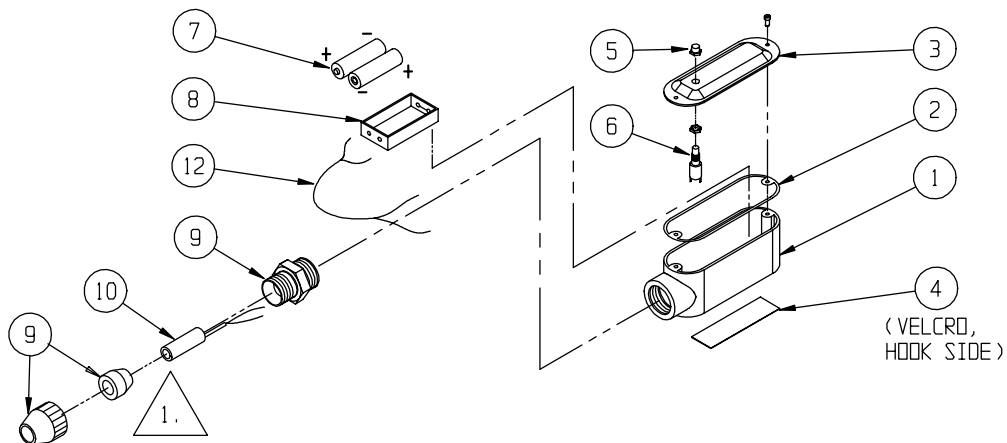
Item	Part Number	Description	Qty
1	067152-000	BODY, CONDUIT DEAD END 3/4"	1
2	067153-000	GASKET	1
3	067154-000	COVER, DEAD END	1
4	067158-000	VELCRO	FT .29
5	067157-000	BOOT, SWITCH	1
6	067156-000	SWITCH, MOMENTARY (MINI)	1

Item	Part Number	Description	Qty
7	067160-000	BATTERY, AA DRY CELL 1.5VDC	2
8	067155-000	BATTERY HOLDER, AA DRY CELL	1
9	029925-006	STRAIN RELIEF, 3/4"	1
10	067151-000	LASER DIODE 3mW 670NM (RED)	1
11	067159-000	LABEL, DANGER LASER RADIATION	2
12	029441-099	WIRE, 18GA 2 COND.	FT .5



**NOTES:**

1. FIT RUBBER COLLAR OF ITEM (9) FLUSH WITH END OF LASER DIODE ITEM (10)
2. SOLDER WIRES & COVER WITH ELECTRICAL TAPE.

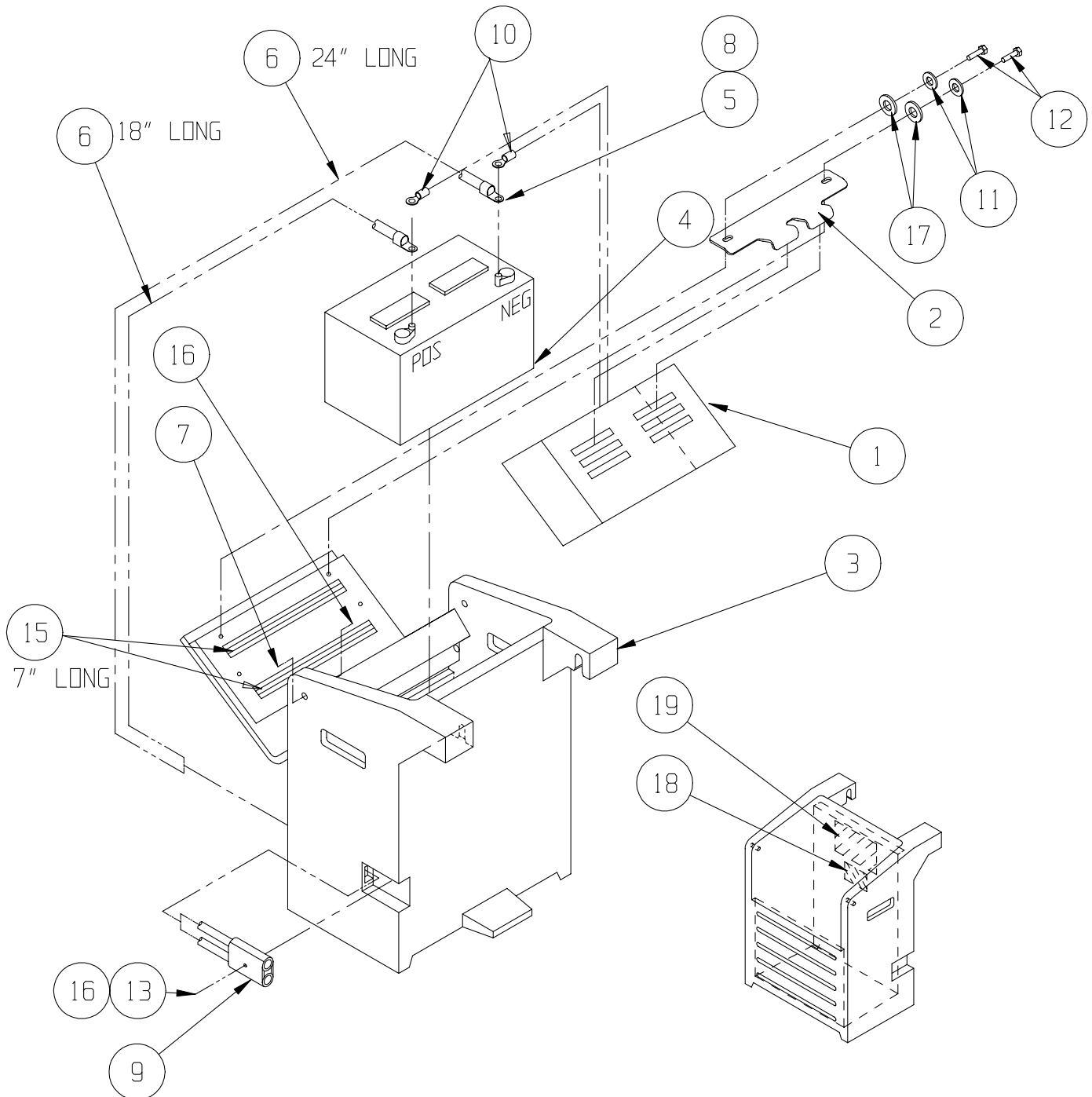


# Power Pack Option

068100-000

Item	Part Number	Description	Qty
1	062906-000	CHARGER	1
2	062905-001	CHARGER MOUNT BRACKET	1
3	068214-000	BATTERY BOX	1
4	062299-004	BATTERY	1
5	010154-000	COVER BATTERY	2
6	029431-099	CABLE, #2 AWG WELDING	FT 3.5
7	015966-005	SCREW, HEX, SHOULDER, 5/16 X 5/8	2
8	029602-025	RING TERM #2 - 5/16 DIA	2
9	029902-000	CONN 175 AMP	1

Item	Part Number	Description	Qty
10	029601-015	CONN RING TERM 3/8 DIA 16-14	2
11	005832-000	WASHER LOCK 1/4	2
12	011252-008	SCREW HHC 1/4-20 X 1	2
13	011252-012	SCREW HHC 1/4-20 X 1 1/2	2
15	067026-099	7" WEATHER STRIPPING 3/8 X 3/16	2.33 FT.
16	011248-004	NUT 1/4-20 ESNA	4
17	011240-004	WASHER FLAT STD 1/4	2
18	005221-000	LABEL BATTERY FLUID	1
19	066552-000	LABEL WARNING HYDROGEN GAS	1

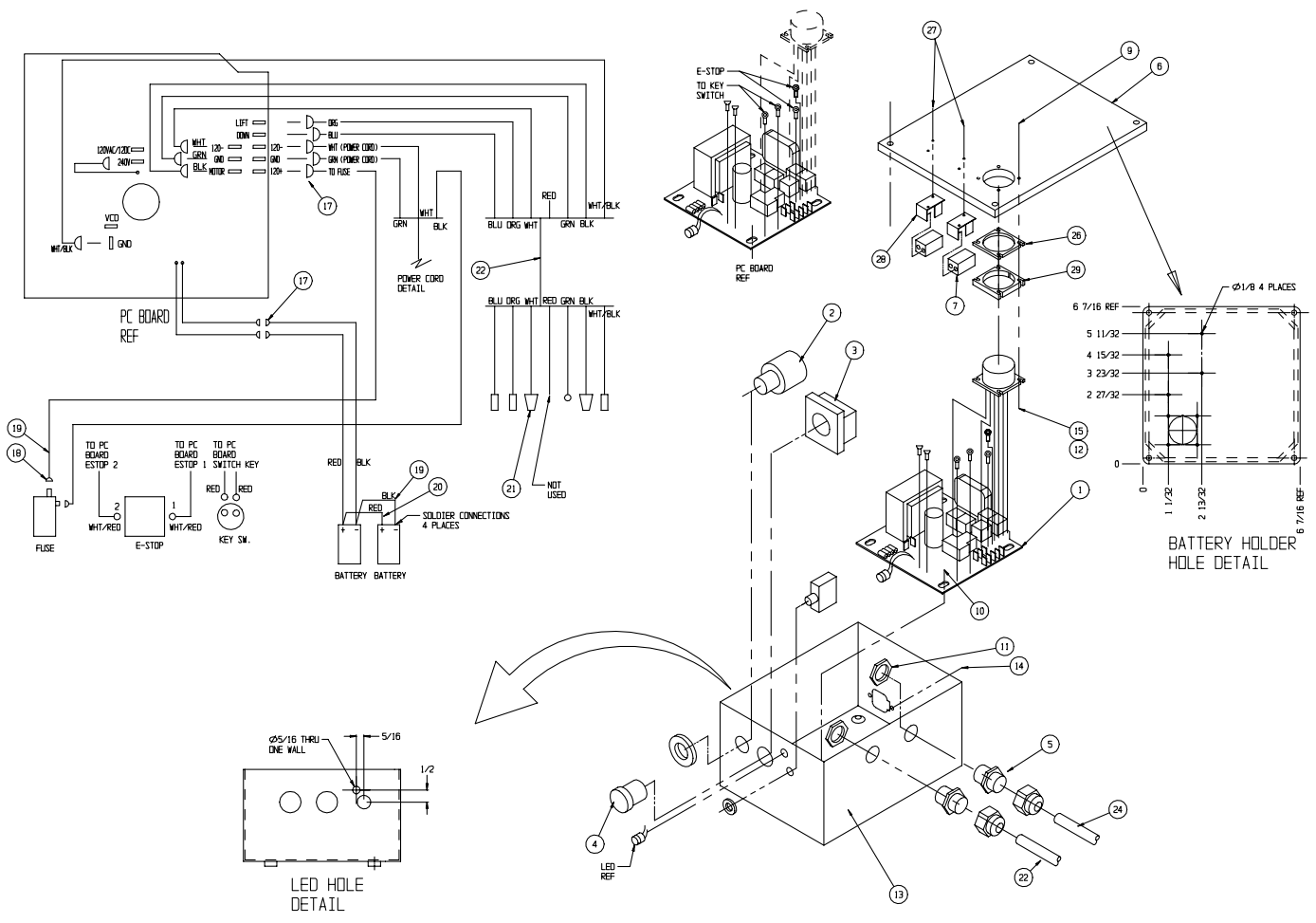


# Auxillary Lowering Option, AC

067944-000

Item	Part Number	Description	Qty
1	068274-011	PC BOARD	1
2	005440-000	KEY SWITCH	REF
3	067028-000	CONTACT BLOCK	REF
4	062799-008	SWITCH PUSH	REF
5	029925-000	CONN CABLE	REF
6	067985-000	CONTROL BOX COVER	REF
7	067958-001	BATTERY 9V	2
8	011709-004	SCREW 10-24 X 1/2	REF
9	011721-006	SCREW 4-40UNC X 3/4	REF
10	011703-006	SCREW HEX STSOC 1/4-20UNC X 3/8	REF
11	029939-002	LOCKNUT 1/2 NPT	REF
12	011248-049	NUT HEX ESNA 4-40UNC	REF
13	067986-000	ENCLOSURE MODIFIED	REF

Item	Part Number	Description	Qty
14	026525-003	SCREW SLFTP #8 X 3/8	REF
15	011240-001	WASHER FLAT #6	REF
17	029931-003	CONN FM PUSH 14-16	2
18	029931-004	CONN FM PUSH 14-16	REF
19	029452-099	WIRE 16AWG BLK	FT 1
20	029454-099	WIRE 16AWG RED	FT 1
21	013540-001	WIRE NUT 12-10	REF
22	068644-000	ULII WIRE LOOM AC	REF
24	029493-099	WIRE 3 COND 16 AWG	REF
26	067984-002	GASKET	REF
27	026551-004	RIVET POP	4
28	067155-001	BATTERY HOLDER 9V	2
29	068643-000	SPACER HD10 SERIES	REF



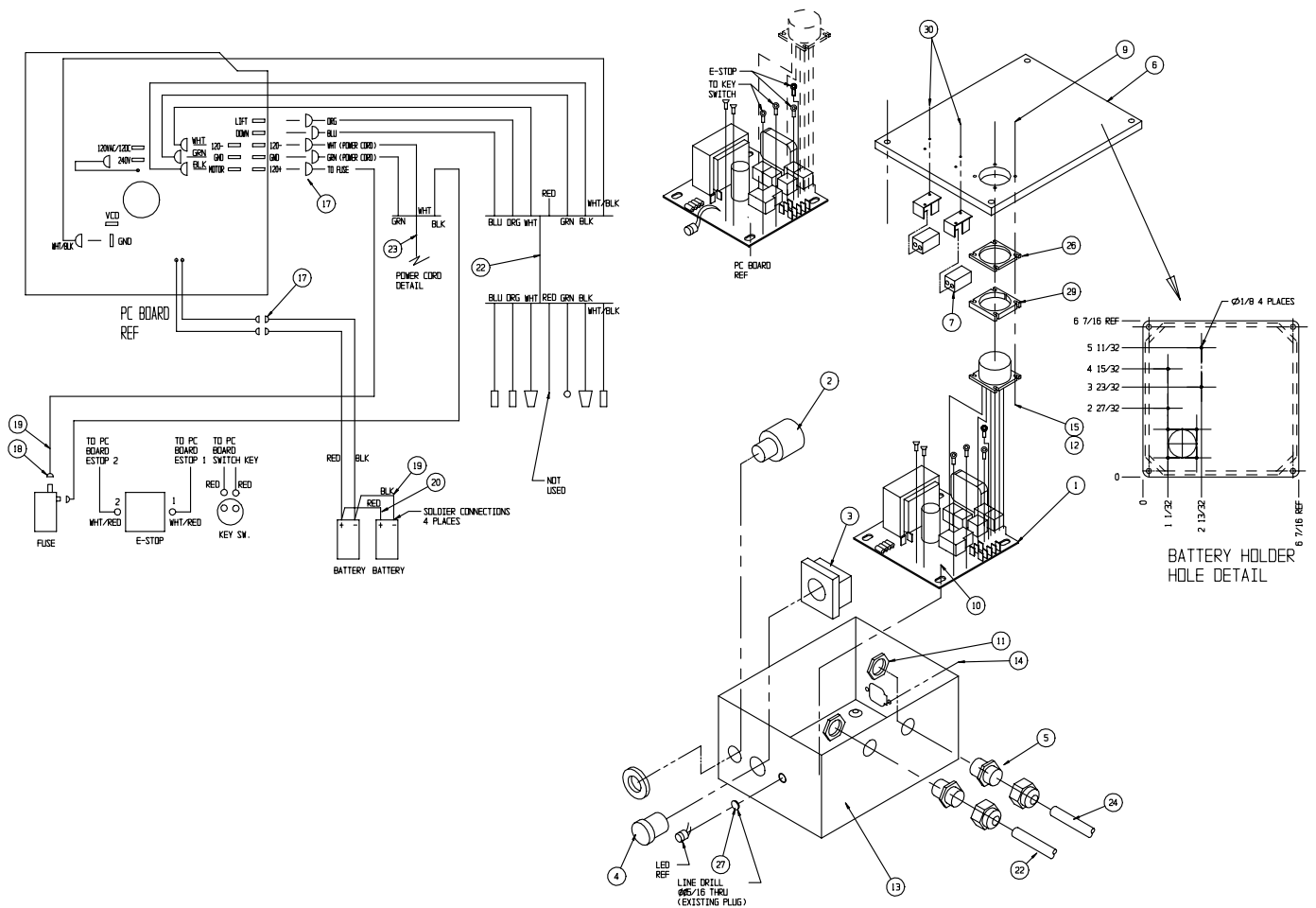


# Auxillary Lowering Option, DC

067944-001

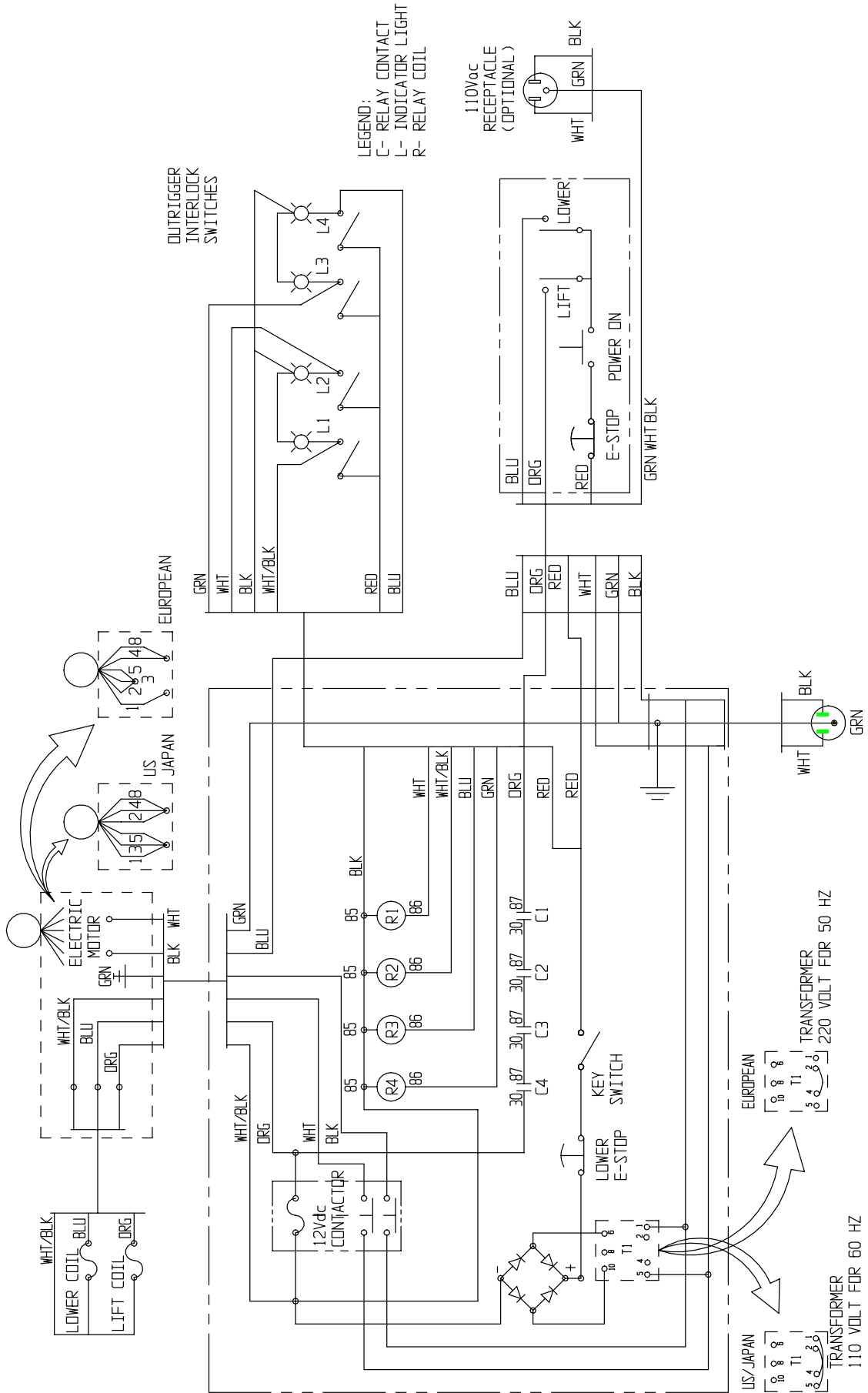
Item	Part Number	Description	Qty
1	068274-013	PC BOARD	1
2	005440-000	KEY SWITCH	REF
3	067028-000	CONTACT BLOCK	REF
4	062799-008	SWITCH PUSH	REF
5	029925-000	CONN CABLE	REF
6	067985-000	CONTROL BOX COVER	REF
7	067958-001	BATTERY 9V	2
8	011709-004	SCREW 10-24 X 1/2	REF
9	011721-006	SCREW 4-40UNC X 3/4	REF
10	011703-006	SCREW HEX STSOC 1/4-20UNC X 3/8	REF
11	029939-002	LOCKNUT 1/2 NPT	REF
12	011248-049	NUT HEX ESNA 4-40UNC	REF
13	067986-000	ENCLOSURE MODIFIED	REF

Item	Part Number	Description	Qty
14	026525-003	SCREW SLFTP #8 X 3/8	REF
15	011240-001	WASHER FLAT #6	REF
17	029931-003	CONN FM PUSH 14-16	2
18	029931-004	CONN FM PUSH 14-16	REF
19	029452-099	WIRE 16AWG BLK	FT 1
20	029454-099	WIRE 16AWG RED	FT 1
22	068644-000	ULII WIRE LOOM AC	REF
24	029493-099	WIRE 3 COND 16 AWG	REF
27	066516-007	PLUG	REF
28	067155-001	BATTERY HOLDER 9V	2
29	068643-000	SPACER HD10 SERIES	REF
30	026551-004	RIVET POP	4



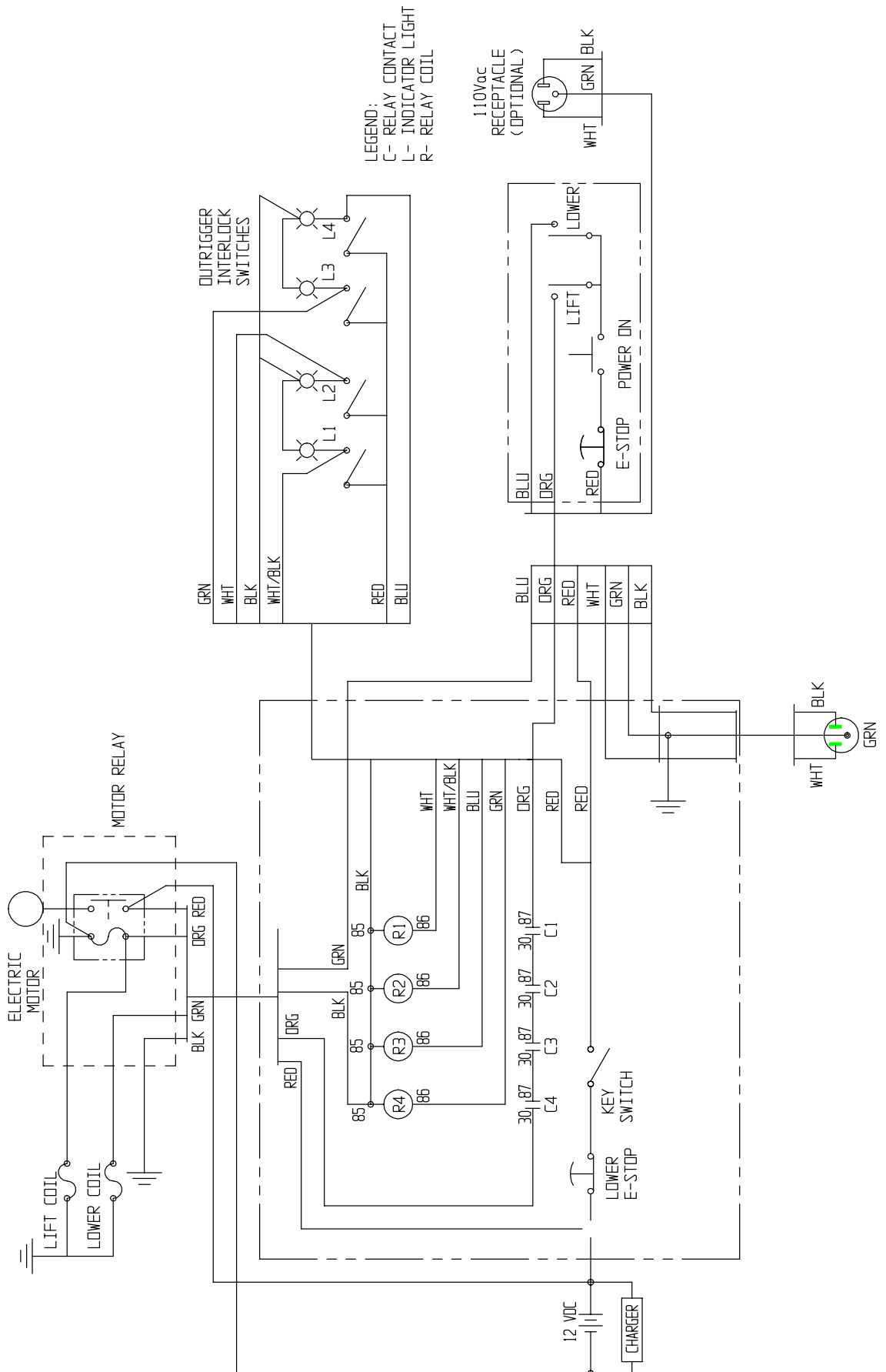
# Electrical Schematic, AC

068010-000



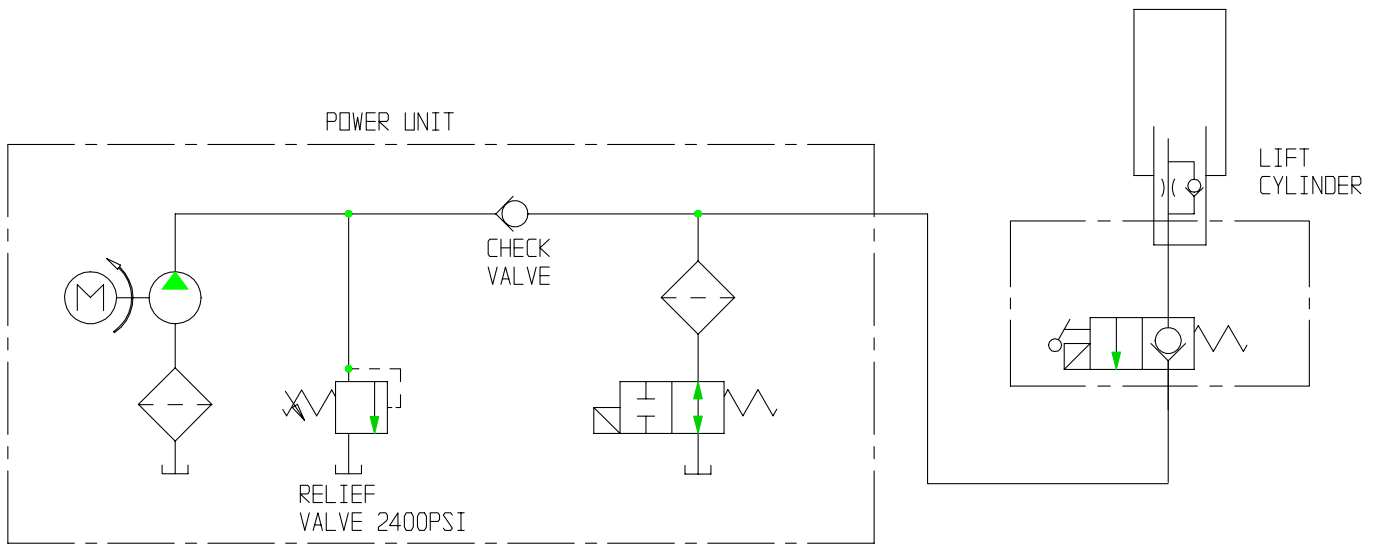
# Electrical Schematic, DC

068010-001



# Hydraulic Schematic

068011-002





**UpRight, Inc.**

1775 Park Street  
Selma, California 93662  
TEL:559/891-5200  
FAX:559/891-9012  
PARTS:1-888-UR-PARTS  
PARTS FAX:559/896-9244

**UpRight**

Call Toll Free in U.S.A.  
1-800-926-LIFT

**UpRight International  
Support Centre**

Innsbruckweg 114  
3047 AH Rotterdam  
Netherlands  
TEL: +31-10-238-0000  
FAX: +31-10-238-0001  
Parts Tel: +31-10-490-8090  
Parts Fax: +31-10-490-8099