

UpRight

POWERED ACCESS



X-27-33-40-RT

WORK PLATFORM

SERVICE & PARTS MANUAL

Please note:

The Upright X-27-33-40-RT is also sold as the Snorkel SR Series in some regions.

Therefore any reference to the Snorkel SR Series also applies to the Upright X-27-33-40-RT .

Upright Powered Access HQ
Vigo Centre
Birtley Road
Washington
Tyne & Wear
NE38 9DA

Snorkel

Europe

TEL: +44 (0) 845 1550 058
FAX: +44 (0) 195 2299 948

UpRight
POWERED ACCESS

USA

TEL: +1 (785) 989 3000
FAX: +1 (785) 989 3070

www.upright.com

General Information

About this manual:

This repair parts manual covers current production machines only.

While Snorkel has attempted in every way to confirm that all information in this manual is correct, improvements are being constantly made to the machine that may not be reflected in this manual.

If you find information in this manual that is not correct, or is confusing, you are urged to report your findings to Snorkel for our evaluation.

Your input is important to us and will be used in future printings of this manual.

Every person who repairs this machine must be qualified and authorized to do so.

▲CAUTION

DO NOT modify this aerial platform without prior written consent of Snorkel Engineering Department. Modification may void the warranty, adversely affect stability, or affect the operational characteristics of the aerial platform.

This machine is covered by a limited warranty that specifically identifies items warranted by Snorkel and those items covered by original manufacturers warranty.

A copy of the Snorkel Limited Warranty is located on the inside of the back cover of this manual.

All correspondence relative to this machine, such as field reports, discrepancy reports, requests for information, etc., should be directed to:

Snorkel International, Inc.
P.O. Box 1160
St. Joseph, MO 64502-1160 USA
Phone: (816)-364-0317

<http://www.snorkelusa.com>

Abbreviations

The following abbreviations may be used in this manual:

AC alternating current
ANSI American National Standards Institute
CCA cold cranking amps
cm centimeter
DC direct current
EMS envelope management system
GFCI ground fault circuit interrupt
LP liquified petroleum
LPG liquified petroleum gas
mm millimeters
ft feet
in inch
lbs pounds
no number

NPT national pipe thread
psi pounds per square inch
qty quantity
UL Underwriters Laboratories Inc.

Electrical Hazard

▲DANGER

The aerial platform is not electrically insulated. Death or serious injury can result from contact with, or inadequate clearance from, an energized conductor.

Do not go closer than the minimum safe approach distance as defined by the minimum Safe Approach Distance as defined by ANSI Standards.

Regard all conductors as energized.

Allow for electrical wire sag and aerial platform sway.

If the work platform, or any part of the aerial platform contacts a high-voltage electrical conductor, the entire machine can become electrically charged.

If that happens, remain on the machine and do not contact any other structure or object. This includes the ground, adjacent buildings, poles, and any other objects that are not part of the aerial platform.

Such contact could make your body a conductor to the other object, creating an electrical shock hazard resulting in death or serious injury.

If an aerial platform is in contact with an energized conductor the platform operator must warn ground personnel in the vicinity to stay away. Their bodies can conduct electricity creating an electrical shock hazard resulting in death or serious injury.

Do not approach or leave the aerial platform until the electricity has been turned off.

Do not attempt to operate the lower controls when the work platform or any part of the aerial platform is in contact with a high-voltage electrical conductor or if there is an immediate danger of such contact.

Personnel on or near an aerial platform must be continuously aware of electrical hazards, recognizing that death or serious injury can result from contact with an energized conductor.

Service and parts information

To order service or repair parts	i
ANSI and OSHA compliance	i
Manuals	i
Parts order form	ii

Section 1. - Repair parts

Chassis	1-3
Axle, steer	1-9
Axle, articulating drive left hand	1-10
Axle, articulating drive right hand	1-11
Articulating axle cylinder	1-12
Parking brake, left hand	1-13
Parking brake, right hand	1-14
Drive/lift cut-out	1-15
Chassis slider	1-16
Track guide	1-17
Rear step	1-18
Tray, hydraulic and electrical	1-19
Tray, gasoline fuel	1-24
Tray, diesel fuel	1-26
Tray, dual fuel	1-28
Tray, LP fuel only	1-30
Fuel tank, gasoline	1-32
Fuel tank, diesel	1-33
Engine mounting, Kubota gasoline	1-34
Engine, Kubota WG-750 gasoline	1-37
Engine mounting, Kubota diesel	1-42
Engine, Kubota D905 diesel	1-45
Engine mounting, Kubota dual fuel	1-48
Engine mounting, Kubota LP fuel only	1-51
Engine, Kubota DF750 dual/LP fuel	1-53
Outrigger mounting	1-58
Outrigger module	1-61
Outriggers, standard pads	1-62
Outriggers, swivel pads	1-64
Scissor arm stack SR2584	1-66
Scissor arm stack SR3284	1-68
Scissor arm stack SR4084	1-70
Safety prop, left hand	1-72
Safety prop, right hand	1-73
Platform with chain entry	1-74
Platform with gate entry	1-77
Platform slider	1-78
Tires and wheels	1-79
Placards and decals	1-80

Section 2. - Hydraulics

Cylinder, articulating axle - Green	2-2
Cylinder, articulating axle - Prince	2-3
Cylinder, articulating axle - Rosenboom	2-4
Cylinder, brake - Green	2-5
Cylinder, brake - Rosenboom	2-6
Cylinder, cushion - Green	2-7
Cylinder, lift - GBI	2-8
Cylinder, lift - Prince	2-9
Cylinder, outrigger - Rosenboom	2-10

Cylinder, steering - Green	2-11
Cylinder, steering - Rosenboom	2-12
Hydraulic oil reservoir	2-13
Hydraulic oil return filter	2-14
Hydraulic drive motor - Ross	2-15
Manifold valve, 4 wheel drive	2-16
Manifold valve, lift/lower	2-17
Manifold valve, main	2-18
Manifold valve, outriggers	2-20
Manifold valve, outrigger pilot vent	2-21
Manifold valve, proportional inlet	2-22

Section 3. - Electrical

Articulating axle switch	3-2
Controller	3-3
Lower control box	3-4
Platform control cable	3-7
Upper control box	3-8

Section 4. - Factory installed options

Air line to platform SR2584	4-2
AC generator	4-3
AC outlet on platform	4-9
Extra LP fuel tank	4-10
Flashing lights	4-11
Lanyard attachment	4-12
Operator's horn	4-13
Platform bumpers	4-14
Platform padding	4-15

To order service or repair parts

When placing an order for service or repair parts, please have the following information available for your machine.

- ✓ Machine model number
- ✓ Machine serial number
- ✓ Snorkel part number
- ✓ Description of part
- ✓ Quantity of parts required
- ✓ Your purchase order number
- ✓ Address for order to "Ship To"
- ✓ Your desired shipment method

The parts order form on the following page may be mailed or faxed to the attention of Parts Worldwide at the following location:

Snorkel International, Inc.
P.O. Box 1160
St. Joseph, MO 64502-1160 USA
Phone: 1-(800)-255-0317
Parts Worldwide Fax: (816)-364-6312

Attention: Parts Department

For your convenience, our electronic on-line ordering system is available at the following Internet location:

<http://www.omniquip.com>

ANSI and OSHA compliance

All owners and users of the aerial platform must read, understand, and comply with all applicable regulations. Ultimate compliance to OSHA regulations is the responsibility of the user and their employer.

ANSI publications clearly identify the responsibilities of all personnel who may be involved with the aerial platform. A reprint of the "Manual of Responsibilities for Dealers, Owners, Users, Operators, Lessors and Lessees of ANSI/SIA A92.5-1992 Boom-Supported Elevating Work Platforms" is available from Snorkel dealers or from the factory upon request.

Copies are also available from:

Scaffold Industry Association
20335 Ventura Blvd. Suite 310
Woodland Hills, CA 91364-2471 USA

Manuals

Manuals are available from Snorkel to support any of the machines that we produce.

The specific manuals for SR series are as follows:

- ✓ Operator's Manual
Snorkel part number - 569300
- ✓ Repair Parts Manual
Snorkel part number - 560370
- ✓ ANSI Manual of Responsibilities
ANSI/SIA A92.5-1992

Record machine information here:

Model number

Serial number

Date of purchase

Purchased from

Snorkel dealer or distributor

Chassis

item	part no	qty	description
1	25560299	1	Trim lock 3/4 inch x 41 inch long
2	460036	1	Clamp
3	473098	1	Suction hose 1 inch diameter x 95 inch long
4	5550020	2	Clamp
5	560137	1	Chassis slider - (see page 1-16 for parts breakdown)
6	574165	1	Drive/lift cut-out - (see page 1-15 for parts breakdown)
7	561166	4	U-bolt M-series 4-1/16 inch x 14-1/8 inch long
8	561696-99	2	Axle saddle
9	563536	1	Hose guard, plastic spiral x 40 inch long
10	564046	8	Washer special 4-1/2 inch OD x 1-3/8 inch ID x 1/16 inch thick
11	560752-99	1	Base frame
12	570284	4	Pin
13	570634	1	Tray hanger
14	571255	1	Safety prop, right hand - (see page 1-73 for parts breakdown)
15	572324	1	Bracket, cable track - right hand
16	590784	1	Slider, scissor
17	572644	2	Axle mount plate
18	561196	2	Bearing
19	560548	1	Track guide - (see page 1-17 for parts breakdown)
20	560749-99	1	Bump guard
21	604636	2	Washer special 2-1/4 inch OD x 1-3/8 inch ID x 1/16 inch thick
22	621106	3	Clamp
23	560081	1	Tray, gasoline fuel - (see page 1-24 for parts breakdown)
	560085	1	Tray, diesel fuel - (see page 1-26 for parts breakdown)
	560082	1	Tray, dual fuel - (see page 1-28 for parts breakdown)
	560084	1	Tray, LP fuel only - (see page 1-30 for parts breakdown)
24	560065	1	Tray, hydraulic/electric - (see page 1-19 for parts breakdown)
25	570244-89	1	Scissor arm stack SR2584 - (see page 1-66 for parts breakdown)
	571744-89	1	Scissor arm stack SR3284 - (see page 1-68 for parts breakdown)
	572624-89	1	scissor arm stack SR4084 - (see page 1-70 for parts breakdown)
26	560266	1	Engine mounting, Kubota gasoline - (see page 1-34 for parts breakdown)
	569276	1	Engine mounting, Kubota diesel - (see page 1-42 for parts breakdown)
	560352	1	Engine mounting, Kubota dual fuel - (see page 1-48 for parts breakdown)
	560415	1	Engine mounting, Kubota LP fuel only - (see page 1-51 for parts breakdown)
27	560506	1	Counterweight
28	560495-99	1	Hose cover
29	5560637	8	Roll pin 3/8 inch diameter x 1-3/4 inch long
30	986619	4	Machine bushing 1-1/2 inch OD x 1 inch ID x 14 gauge thick
31	970029	5	Capscrew 1/4-20 x 3/4 inch long hex head grade 5
32	986019	9	Washer 1/4 medium flat
33	5560004	5	Nut 1/4-20 self locking
34	970929	8	Capscrew 1/2-13 x 2 inch long hex head grade 5
35	986359	16	Washer 1/2 medium flat
36	986359	12	Washer 1/2 medium flat
37	5560039	10	Nut 1/2-13 self locking
38	984149	8	Nut 1/2-13 hex
39	5569884	4	Capscrew 3/4-10 x 2-1/2 inch long hex head grade 5
40	987179	4	Washer 3/4 medium lock
41	984209	4	Nut 3/4-10 hex
42	9980005	39	Cable tie
43	970919	2	Capscrew 1/2-13 x 1-3/4 inch long hex head grade 5
44	5560106	2	Capscrew 3/8-16 x 2-3/4 inch long hex head grade 5
45	5560033	2	Nut 3/8-16 self locking
			Parts list continued on next age

Chassis

item	part no	qty	description
46	453166	2	Retainer pin
47	5075726	8	Straight thread adapter
48	563116	2	Clamp
49	563136	2	Cover plate
50	571584	1	Axle, articulating drive left hand - (see page 1-10 for parts breakdown)
51	571604	1	Axle, articulating drive right hand - (see page 1-11 for parts breakdown)
52	571624	1	Axle, steer - (see page 1-9 for parts breakdown)
53	560464	1	Articulating axle cylinder - (see page 1-12 for parts breakdown)
54	0050397	1	3/8 inch hydraulic hose
55	572834	4	3/8 inch hydraulic hose
56	0050396	3	3/8 inch hydraulic hose
57	572884	1	1/4 inch hydraulic hose
58	572894	1	1/4 inch hydraulic hose
59	0161391	1	1/4 inch hydraulic hose
60	572934	1	1/4 inch hydraulic hose
61	602964	2	Pin, axle pivot
62	604596	2	Pin, retainer
63	608504	2	Pin, cylinder
64	5037005	8	Swivel nut 90° elbow
65	572936	1	1/4 inch hydraulic hose
66	988389	2	Cotter pin 3/16 inch diameter x 2 inch long
67	988369	2	Cotter pin 3/16 inch diameter x 1-1/2 inch long
68	5569886	2	Capscrew 1/4-20 x 1-3/4 inch long hex head grade 5
69	475026	9	Clamp - SR2584
	475026	13	Clamp - SR3284
	475026	11	Clamp - SR4084
70	5035705	2	Straight thread 45° elbow - SR2584
	5035705	3	Straight thread 45° elbow - SR3284 and SR4084
71	560247	1	Control cable SR2584 - (see page 3-7 for replacement parts)
	560248	1	Control cable SR3284 - (see page 3-7 for replacement parts)
	560249	1	Control cable SR4084 - (see page 3-7 for replacement parts)
72	572854	1	3/8 inch hydraulic hose
73	572864	1	3/8 inch hydraulic hose
74	572874	1	3/8 inch hydraulic hose - SR3284
	560781	1	3/8 inch hydraulic hose - SR4084
75	560759-89	1	Upper control box - (see page 3-8 for parts breakdown)
76	3011403	1	Cable 14 gauge/3 conductor - 110 volt power (SR2585 - 39-1/2 feet long) (SR3284 - 49-1/2 feet long) (SR4084 - 57-1/2 feet long)
77	458026	18	Clamp - SR2584
	458026	20	Clamp - SR3284
	458026	28	Clamp - SR4084
78	978629	14	Capscrew 1/4-20 x 1/2 inch long self tapping type B
79	970009	2	Capscrew 1/4-20 x 1/2 inch long hex head grade 5
80	460036	3	Clamp - SR3284 only
81	571257	1	Safety prop, left hand - (see page 1-72 for parts breakdown)
82	571655	1	Platform slider - (see page 1-78 for parts breakdown)
83	553556	3	Clamp
84	563536	1	Hose guard, plastic spiral x 20 inch long
85	571364	4	Pin
86	970299	4	Capscrew 5/16-18 x 2 inch long hex head grade 5
87	986269	4	Washer 5/16 medium flat
88	5560031	4	Nut 5/16-18 self locking

F

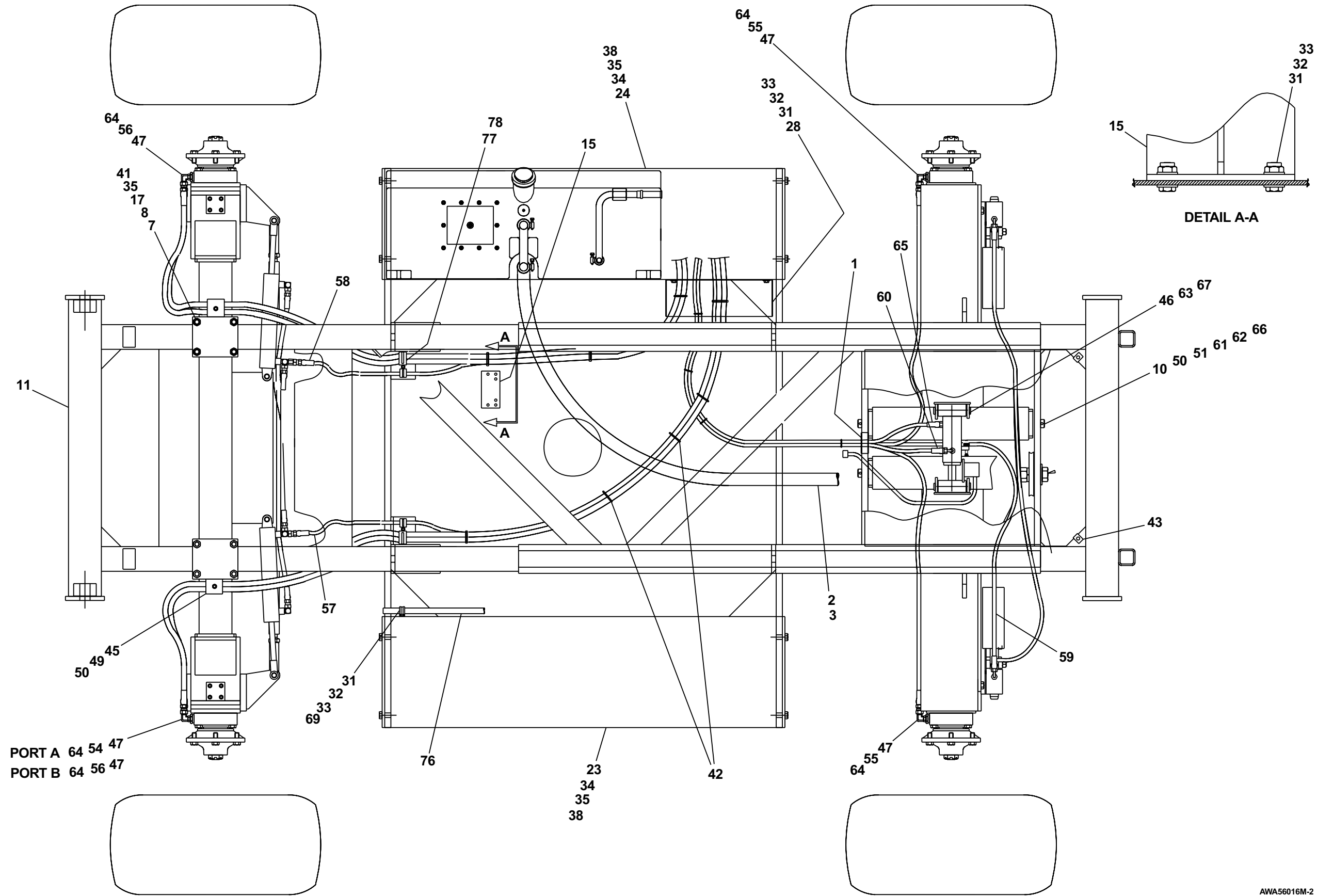
E

D

C

B

A

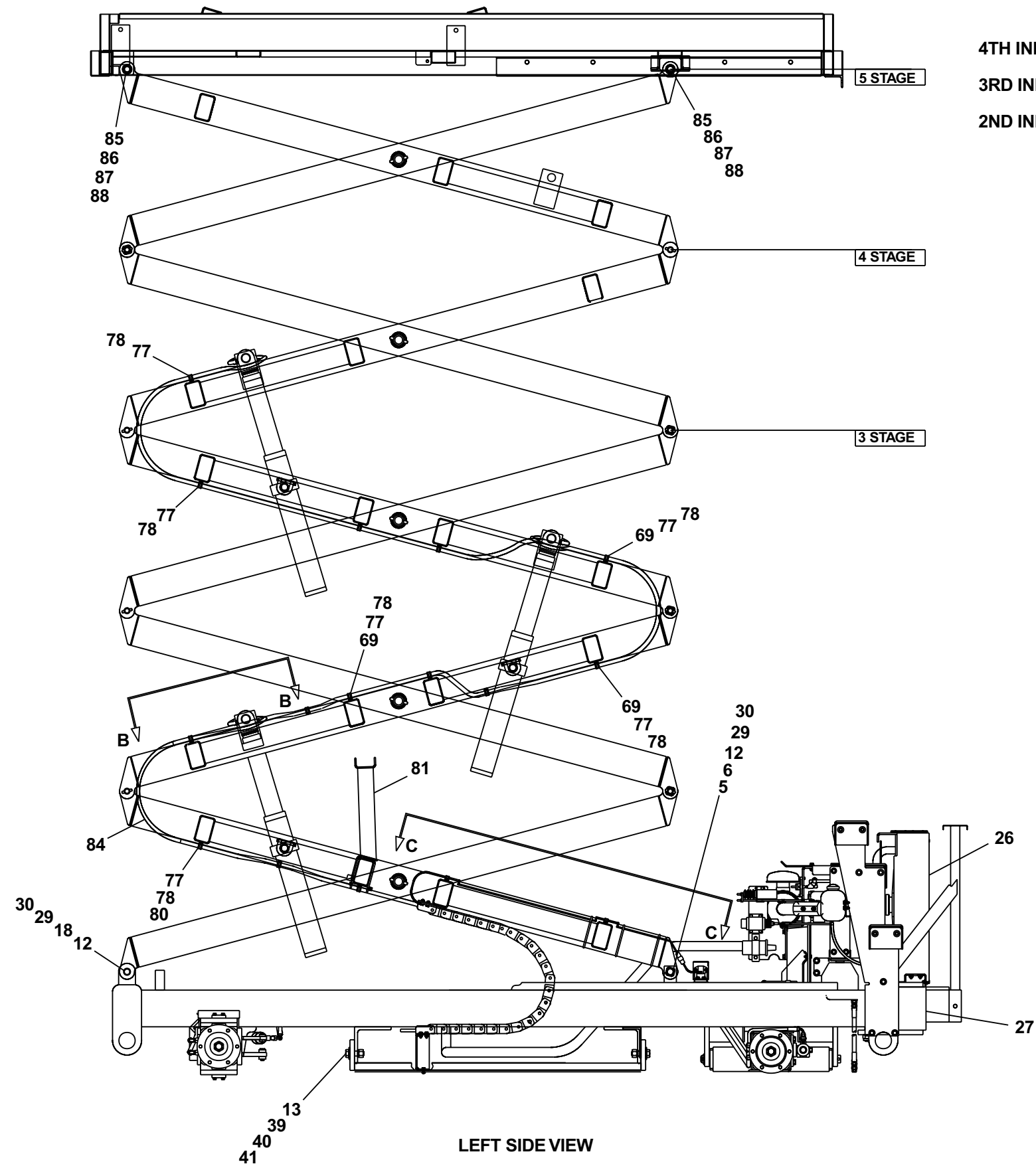


AWA56016M-2

TITLE Chassis
sheet 1
Snorkel model SR series

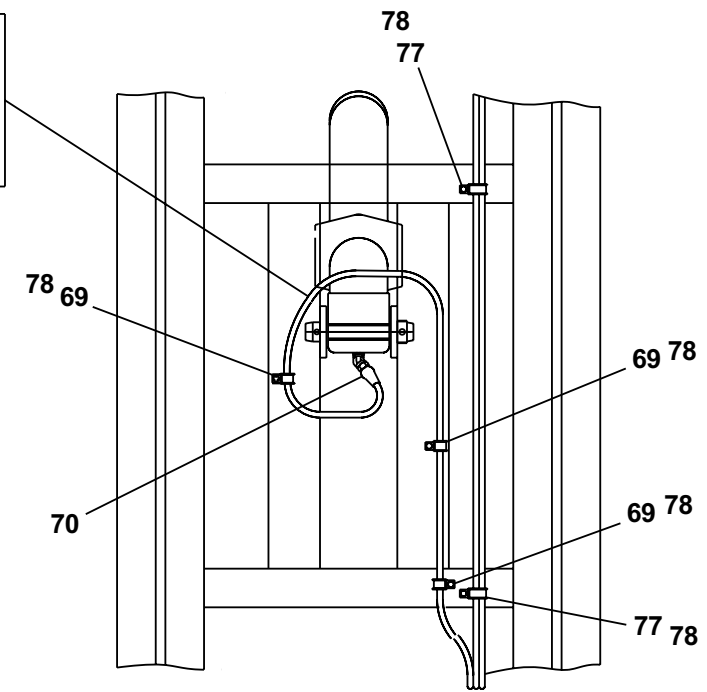


1 2 3 4 5 6 7 8 9

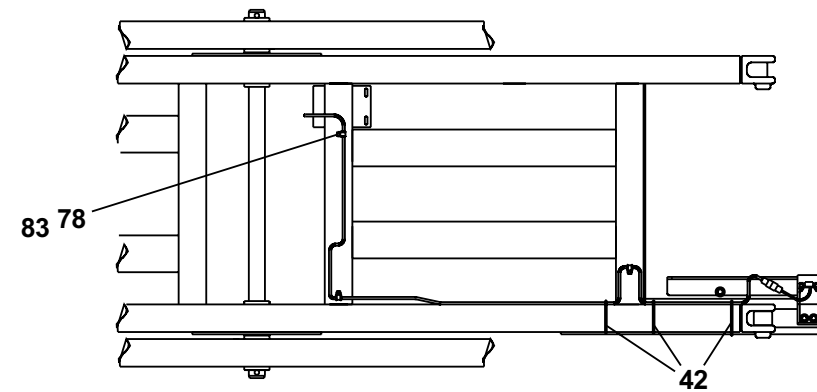


LEFT SIDE VIEW

- 4TH INNER 74
- 3RD INNER 73
- 2ND INNER 72



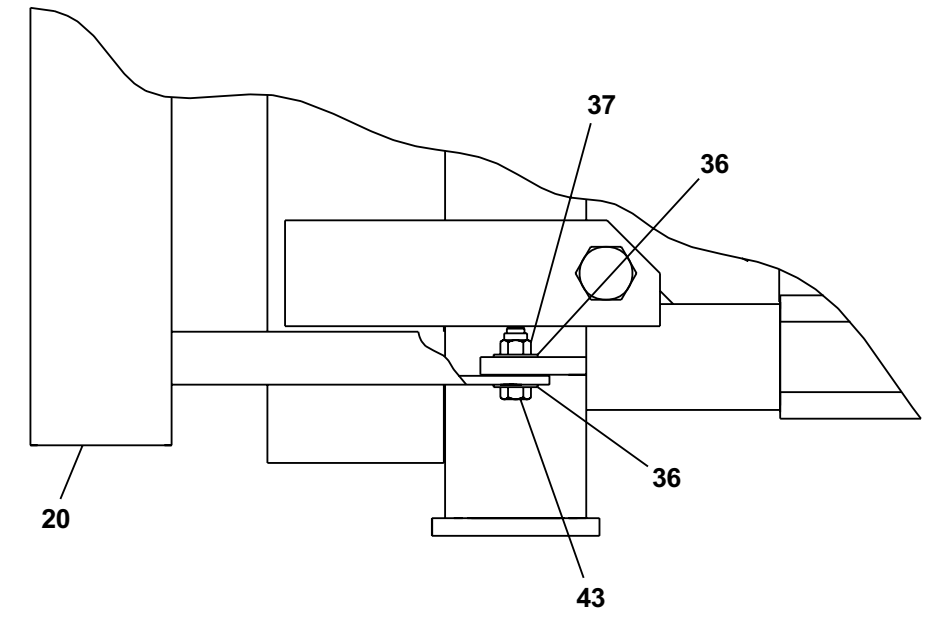
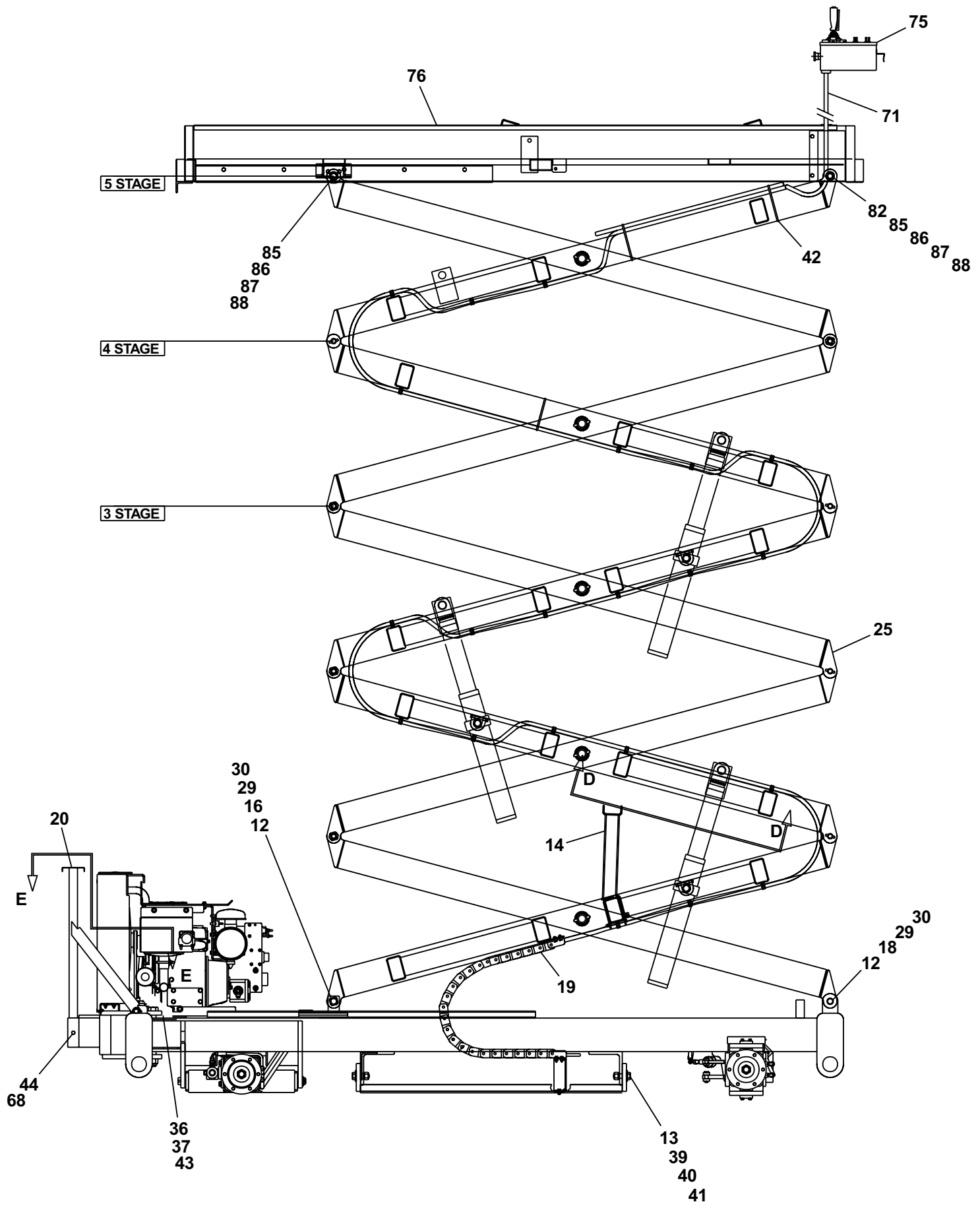
VIEW B-B



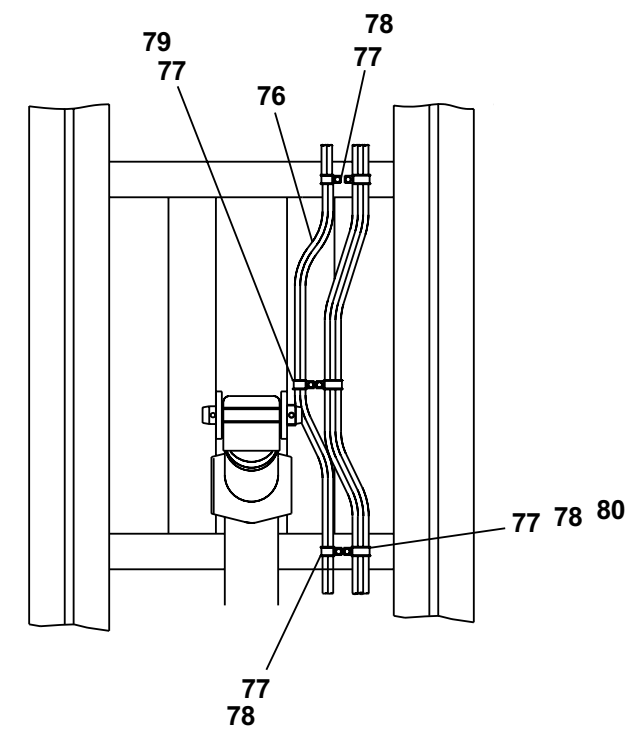
VIEW C-C

AWA56016M-3

F
E
D
C
B
A



VIEW E-E



VIEW D-D

AWA56016M-4

TITLE Chassis
sheet 3
Snorkel model SR series



1 2 3 4 5 6 7 8 9

F

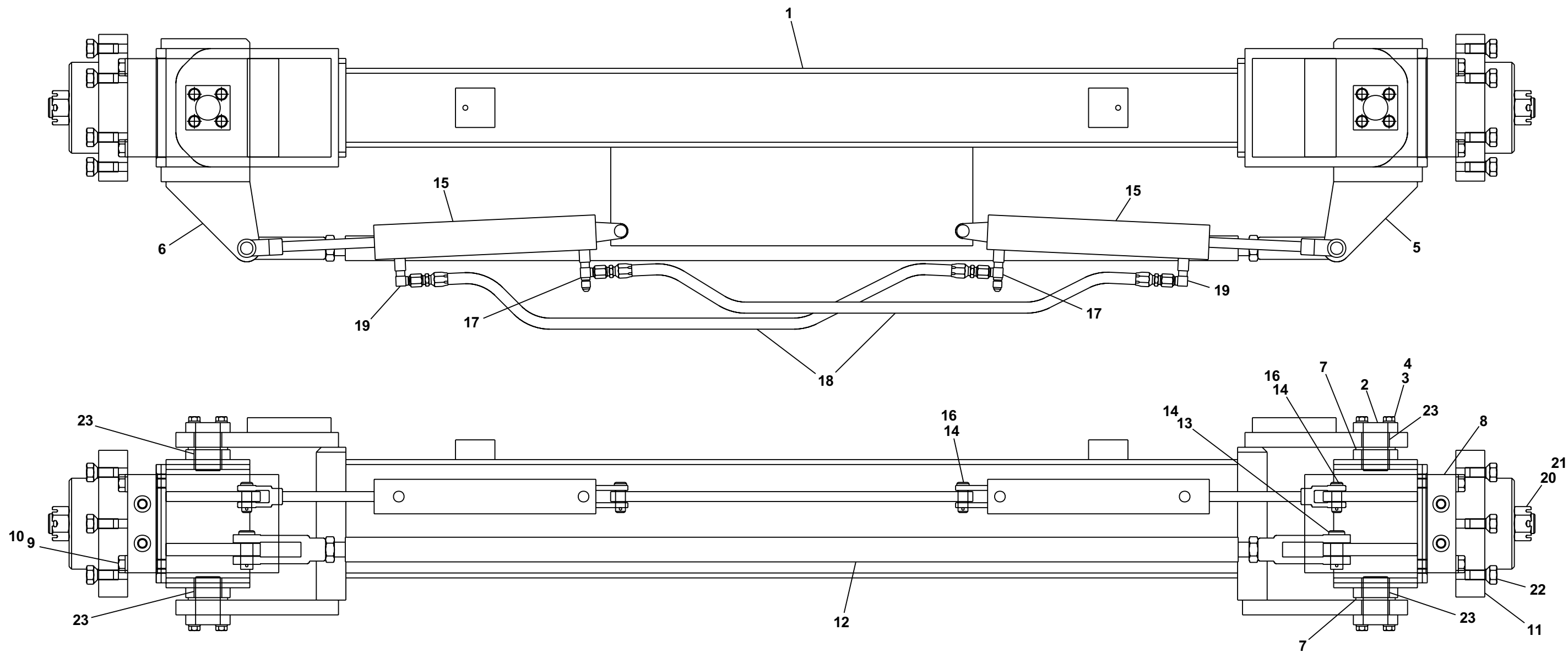
E

D

C

B

A



AW571624

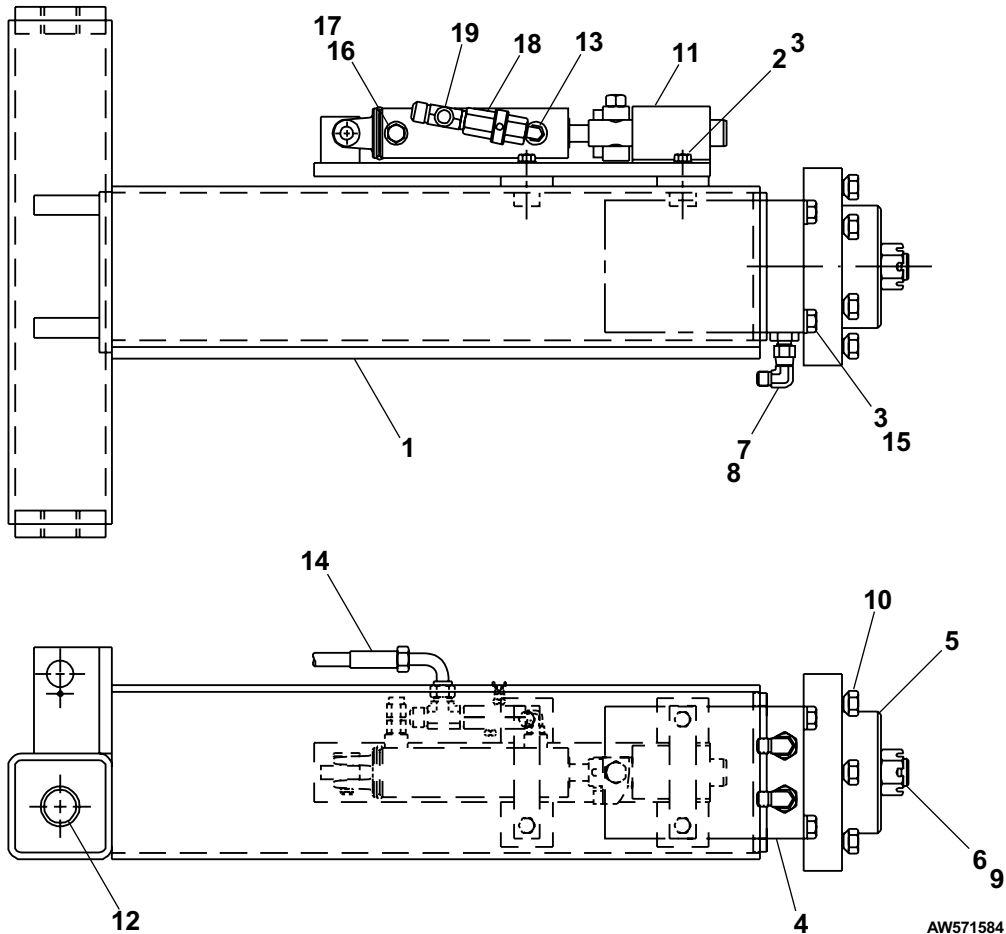


Axle, steer

item	part no	qty	description
	571624	1	Axle, steer
1	570334	1	Steer axle
2	472294-99	4	King pin
3	970269	16	Capscrew 5/16-18 x 1-1/4 inch long hex head grade 5
4	987109	16	Washer 5/16 medium lock
5	578564	1	Wheel housing, right hand
6	578554	1	Wheel housing, left hand
7	475856	6	Thrust pack
8	562076	2	Hydraulic drive motor - (see page 2-15 for parts breakdown)
9	987139	8	Washer 1/2 medium lock
10	970949	8	Capscrew 1/2-13 x 2-1/2 inch long hex head grade 5
11	609724	2	Hub with roller bearing
	572554	1	Replacement hub
	614586	1	Replacement roller bearing
12	570554	1	Tie rod
	570544	1	Replacement tie rod
	604616	2	Replacement yoke
	984479	2	Replacement hex jam nut
13	604626	2	Clevis pin
14	988179	6	Cotter pin 1/8 inch diameter x 1 inch long
15	603054-99	2	Cylinder, steering - (see page 2-11 for Green cylinder)
	6047080-99	2	Cylinder, steering - (see page 2-12 for Rosenboom cylinder)
16	465276	4	Clevis pin 1/2 inch diameter x 1-9/32 inch grip
17	5036103	2	Straight thread run tee
18	579504	2	1/4 inch hydraulic hose
19	5035303	2	Straight thread 90° elbow
20	988129	2	Cotter pin 5/32 inch diameter x 1-3/4 inch long
21	984499	1	Nut 1-20 hex slotted
22	983009	6	Wheel bolt 1/2-20 x 1 inch long
23	2502016	4	Bearing

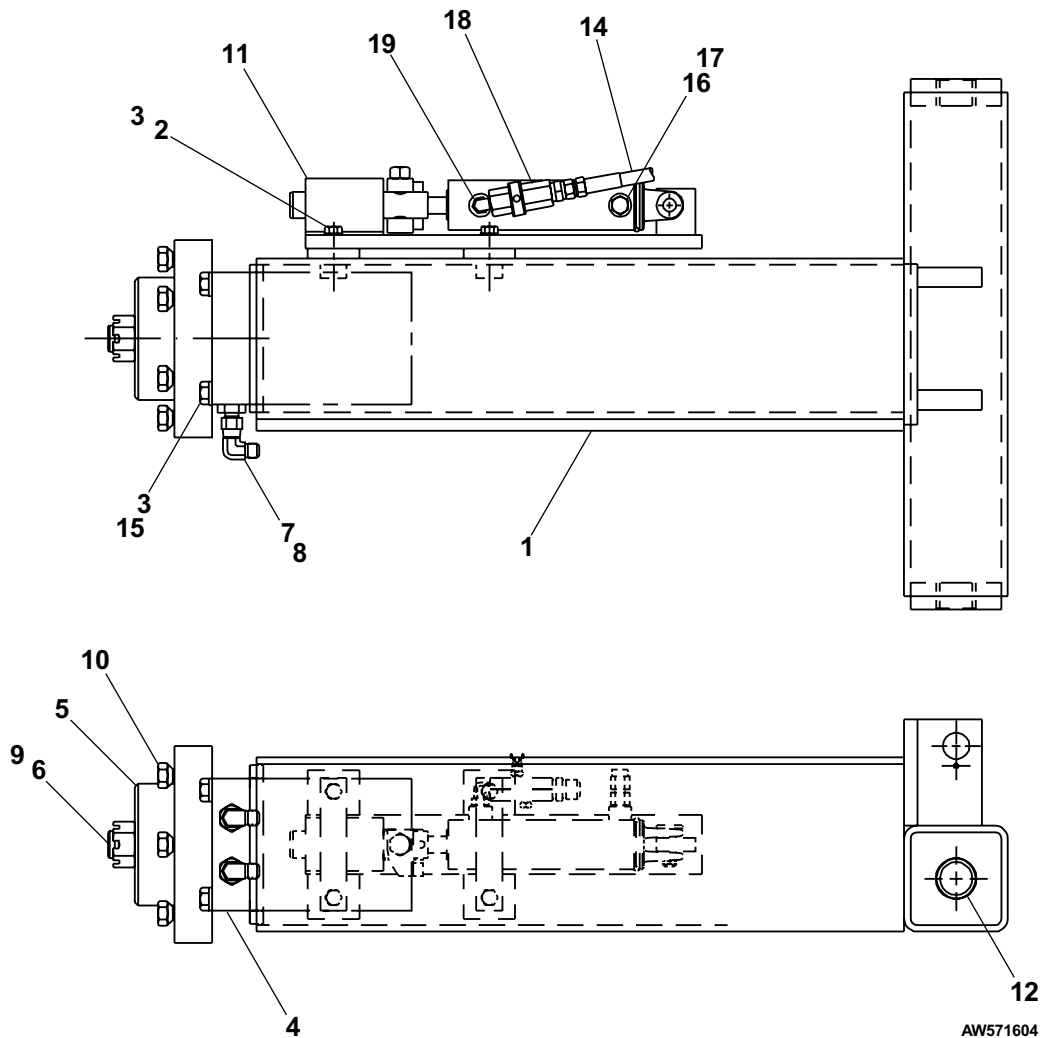
Axle, articulating drive left hand

item	part no	qty	description
	571584	1	Axle, articulating drive left hand
1	560475-99	1	Axle, drive left hand
2	970919	4	Capscrew 1/2-13 x 1-3/4 inch long hex head grade 5
3	987139	8	Washer 1/2 medium lock
4	562076	1	Hydraulic drive motor - (see page 2-15 for parts breakdown)
5	609724	1	Hub with roller bearing
	572554	1	Replacement hub
	614586	1	Replacement roller bearing
6	988129	1	Cotter pin 5/32 inch diameter x 1-3/4 inch long
7	5065726	2	Straight thread adapter
8	5037003	2	Swivel nut 90° elbow
9	984499	1	Nut 1-20 hex slotted
10	983009	6	Wheel bolt 1/2-20 x 1 inch long
11	458804-99	1	Parking brake, left hand - (see page 1-13 for parts breakdown)
12	2500026	2	Bearing
13	459816	1	Pipe elbow 90° 1/4 NPT
14	606484	4	Hose
15	970949	1	Capscrew 1/2-13 x 2-1/2 inch long hex head grade 5
16	7720201	1	Reducer bushing
17	5570008	1	Air vent
18	417036	1	Flow control needle valve
19	5033811	1	Male run tee



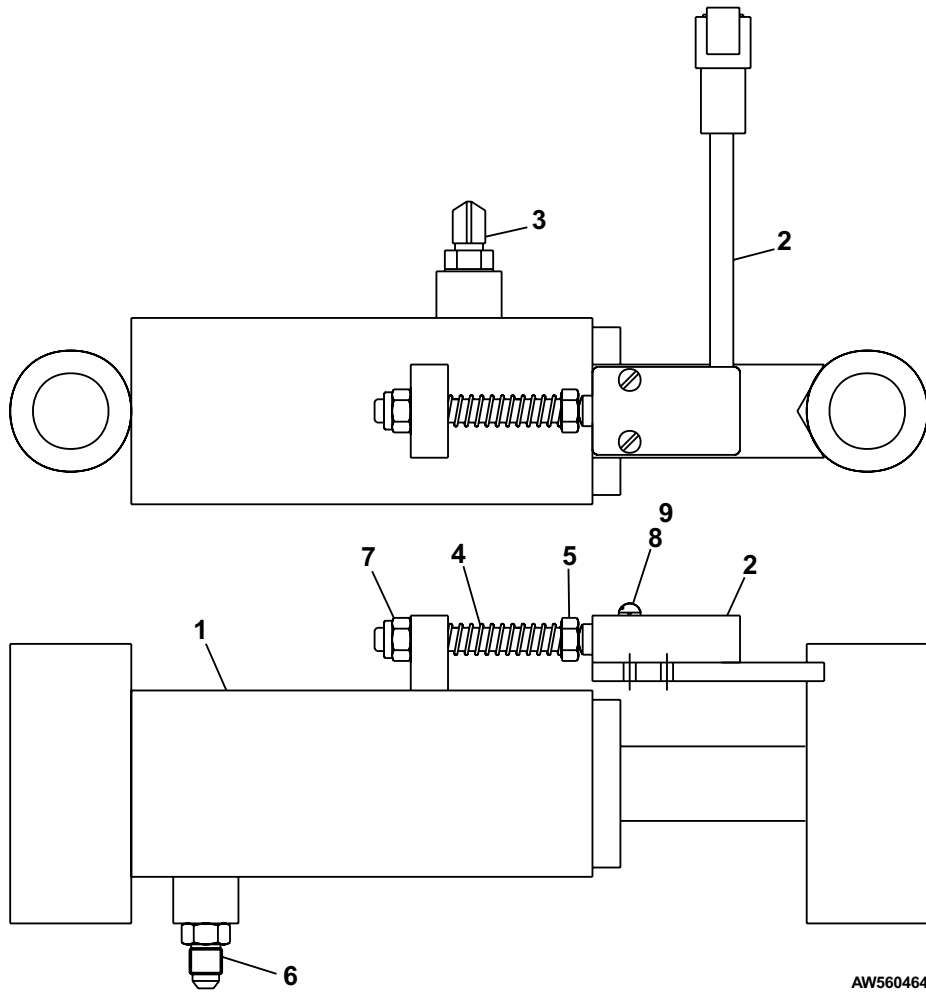
Axle, articulating drive right hand

item	part no	qty	description
	571604	1	Axle, articulating drive right hand
1	560474-99	1	Axle, drive right hand
2	970919	4	Capscrew 1/2-13 x 1-3/4 inch long hex head grade 5
3	987139	8	Washer 1/2 medium lock
4	562076	1	Hydraulic drive motor - (see page 2-15 for parts breakdown)
5	609724	1	Hub with roller bearing
	572554	1	Replacement hub
	614586	1	Replacement roller bearing
6	988129	1	Cotter pin 5/32 inch diameter x 1-3/4 inch long
7	5065726	2	Straight thread adapter
8	5037005	2	Swivel nut 90° elbow
9	984499	1	Nut 1-20 hex slotted
10	983009	6	Wheel bolt 1/2-20 x 1 inch long
11	576464-99	1	Parking brake, right hand - (see page 1-14 for parts breakdown)
12	2500026	2	Bearing
13	5033604	1	Male adapter
14	606484	1	Hose
15	970949	4	Capscrew 1/2-13 x 2-1/2 inch long hex head grade 5
16	7720201	1	Reducer bushing
17	5570008	1	Air vent
18	417036	1	Flow control needle valve
19	459816	1	Pipe elbow 90° 1/4 NPT



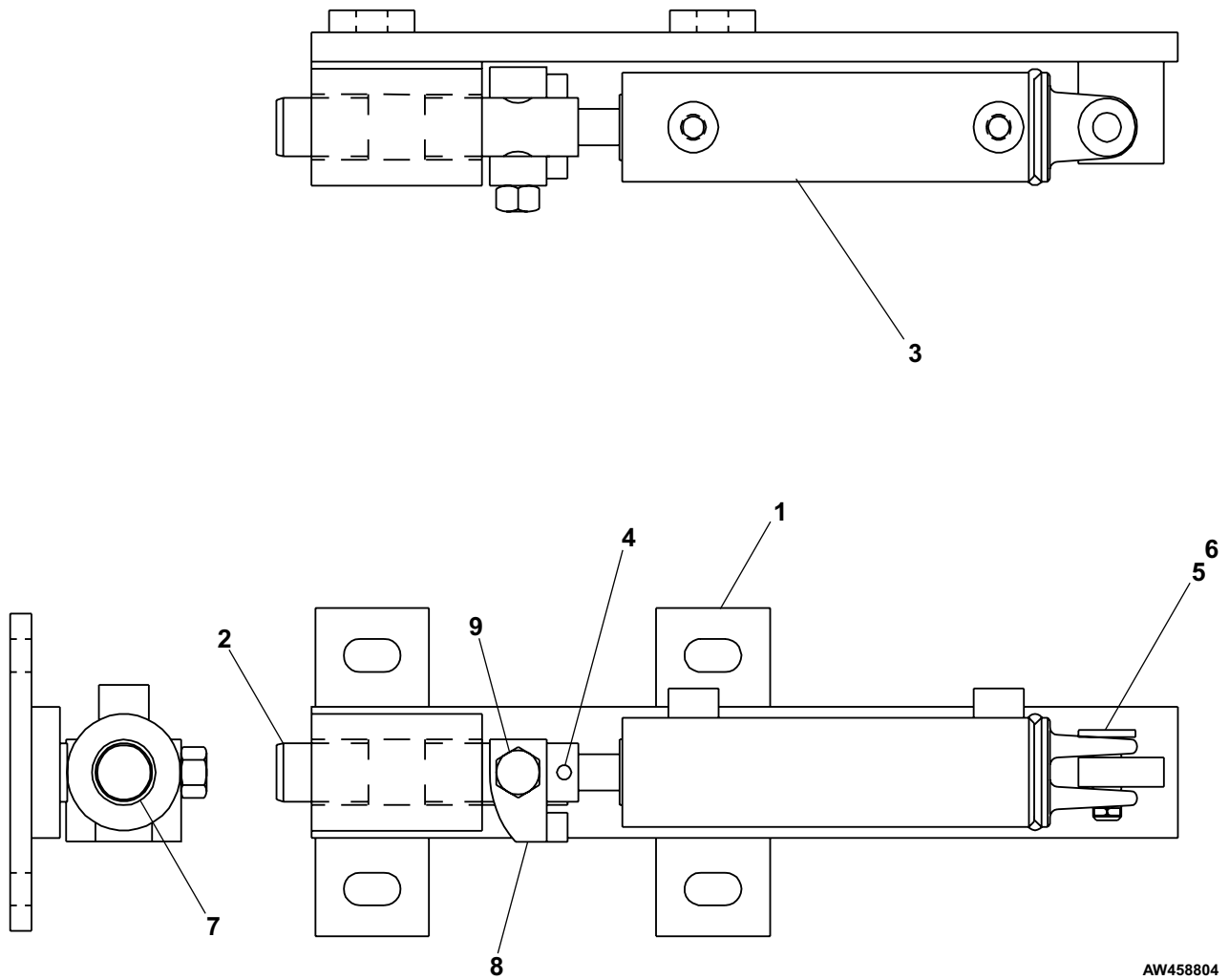
Articulating axle cylinder

item	part no	qty	description
	560464	1	Articulating axle cylinder
1	614306-99	1	Cylinder, articulating axle - (see page 2-2 for Green cylinder)
	560578-99	1	Cylinder, articulating axle - (see page 2-3 for Prince cylinder)
	6047076-99	1	Cylinder, articulating axle - (see page 2-4 for Rosenboom cylinder)
2	560465	1	Articulating axle switch - (see page 3-2 for parts breakdown)
3	5035303	1	Straight thread 90° elbow
4	560563	1	Compression spring
5	970409	1	Capscrew 5/16-24 x 2-1/2 inch long hex head grade 5
6	5065703	1	Straight thread adapter
7	5569947	1	Nut 5/16-24 self locking
8	974509	2	Machine screw #8-32 x 7/8 inch long round head
9	987079	2	Washer #8 medium lock



Parking brake, left hand

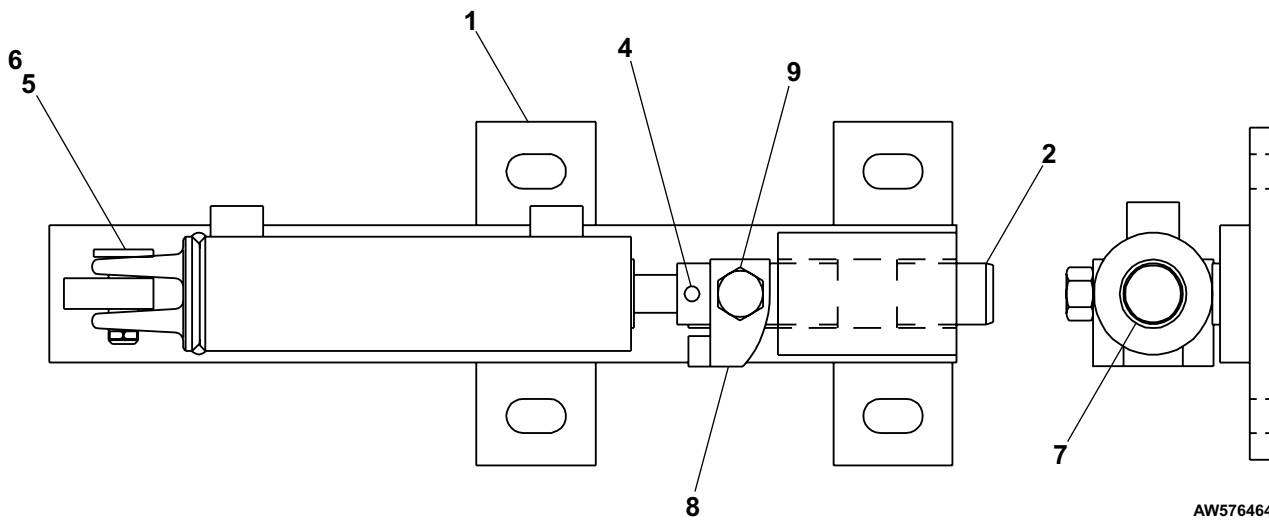
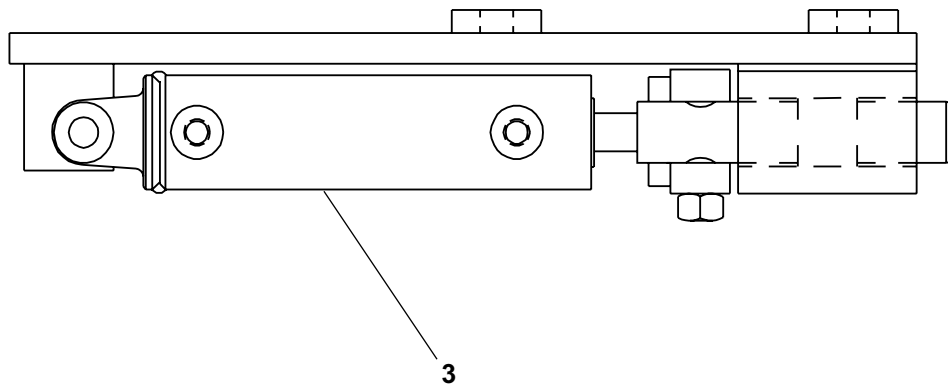
item	part no	qty	description
	458804-99	1	Parking brake, left hand
1	458814-99	1	Mounting bracket, brake cylinder
2	458854	1	Brake pin
3	463904-99	1	Cylinder, brake - (see page 2-5 for Green cylinder)
	6047079-99	1	Cylinder, brake - (see page 2-6 for Rosenboom cylinder)
4	989739	1	Roll pin 1/4 inch diameter x 1 inch long
5	465276	1	Clevis pin 1/2 inch diameter x 1-9/32 inch grip
6	988179	1	Cotter pin 1/8 inch diameter x 1 inch long
7	411226	2	Bearing
8	458874	1	Cam, brake
9	459944	1	Pin, hex head



AW458804

Parking brake, right hand

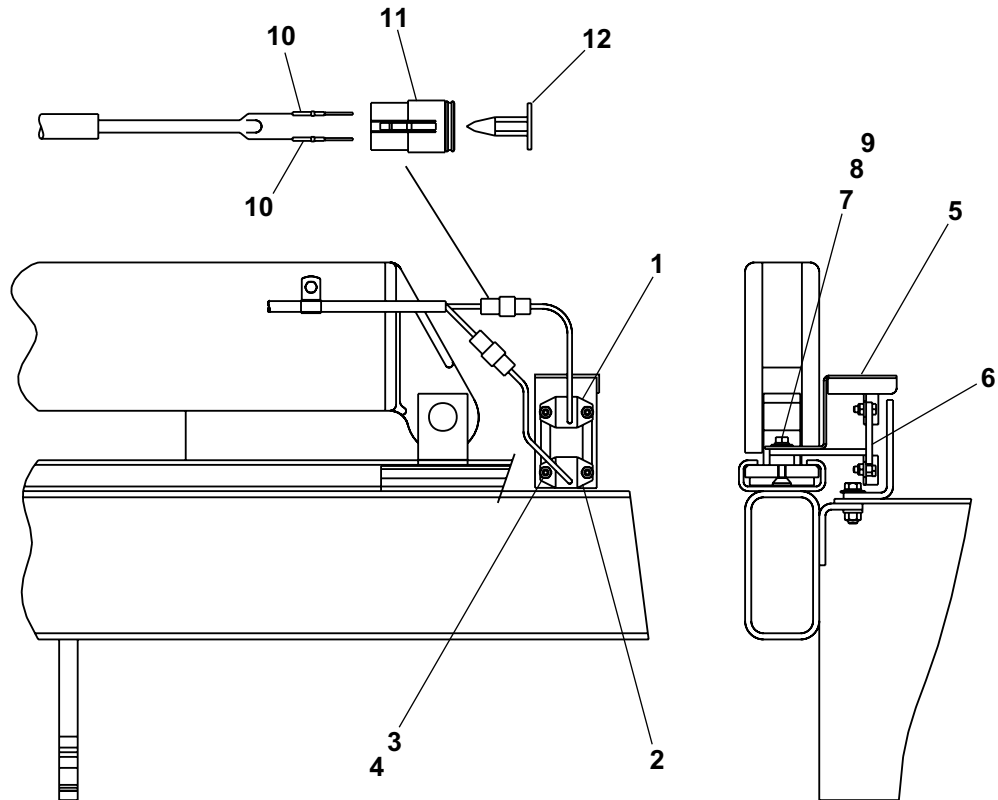
item	part no	qty	description
	576464-99	1	Parking brake, right hand
1	458814-99	1	Mounting bracket, brake cylinder
2	576474	1	Brake pin
3	463904-99	1	Cylinder, brake - (see page 2-5 for Green cylinder)
	6047079-99	1	Cylinder, brake - (see page 2-6 for Rosenboom cylinder)
4	989739	1	Roll pin 1/4 inch diameter x 1 inch long
5	465276	1	Clevis pin 1/2 inch diameter x 1-9/32 inch grip
6	988179	1	Cotter pin 1/8 inch diameter x 1 inch long
7	411226	2	Bearing
8	458874	1	Cam, brake
9	459944	1	Pin, hex head



AW576464

Drive/lift cut-out

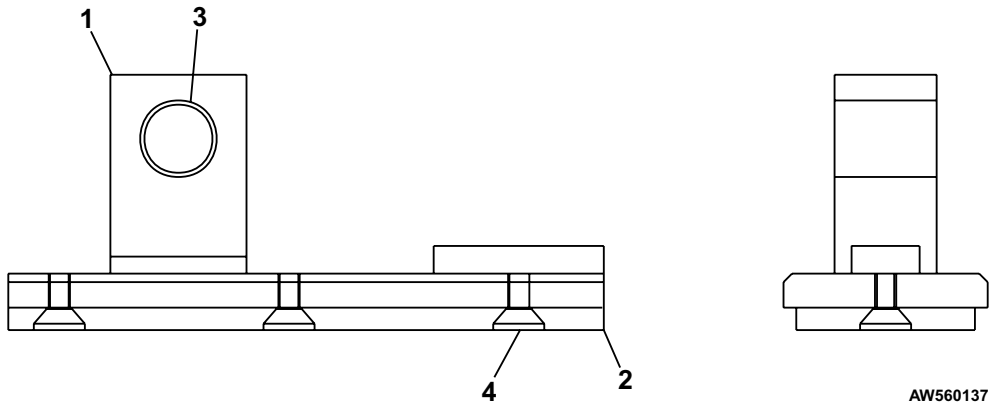
item	part no	qty	description
1	574165	1	Drive/lift cut-out
	560278	1	Proximity switch, drive cut-out
	3040097	1	Sealing plug
	3040341	2	Pin, contact
	3049821	1	Contact plug, 3 contact
	3049823	1	Contact plug wedge, 3 contact
2	560280	1	Proximity switch, lift cut-out - (SR4084 only)
	3040097	1	Sealing plug
	3040342	2	Pin, contact
	3049820	1	Contact plug, 3 contact
	3049822	1	Contact plug wedge, 3 contact
3	970029	4	Capscrew 1/4-20 x 3/4 inch long hex head grade 5
4	5560004	4	Nut 1/4-20 self locking
5	560364	1	Cover, proximity switch
6	560260-99	1	T-bracket
7	970469	2	Capscrew 3/8-16 x 1 inch long hex head grade 5
8	986299	2	Washer 3/8 medium flat
9	987119	2	Washer 3/8 medium lock
10	3049806	2	Pin 16/18 wire
11	3049820	1	Contact plug, 3 contact
12	3049822	1	Contact plug wedge, 3 contact



AW574165

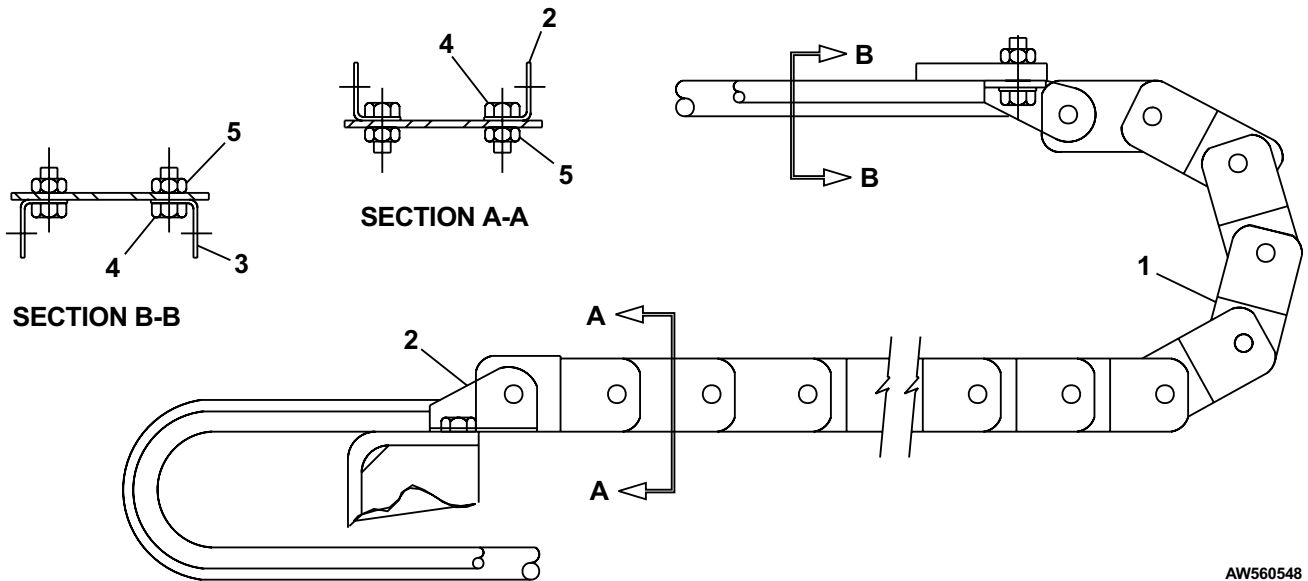
Chassis slider

item	part no	qty	description
	560137	1	Chassis slider, complete
1	560264-99	1	Slider
2	560265	1	Slide pad
3	561196	1	Bearing
4	970449	3	Capscrew 3/8-16 x 3/4 inch long hex head grade 5



Track guide

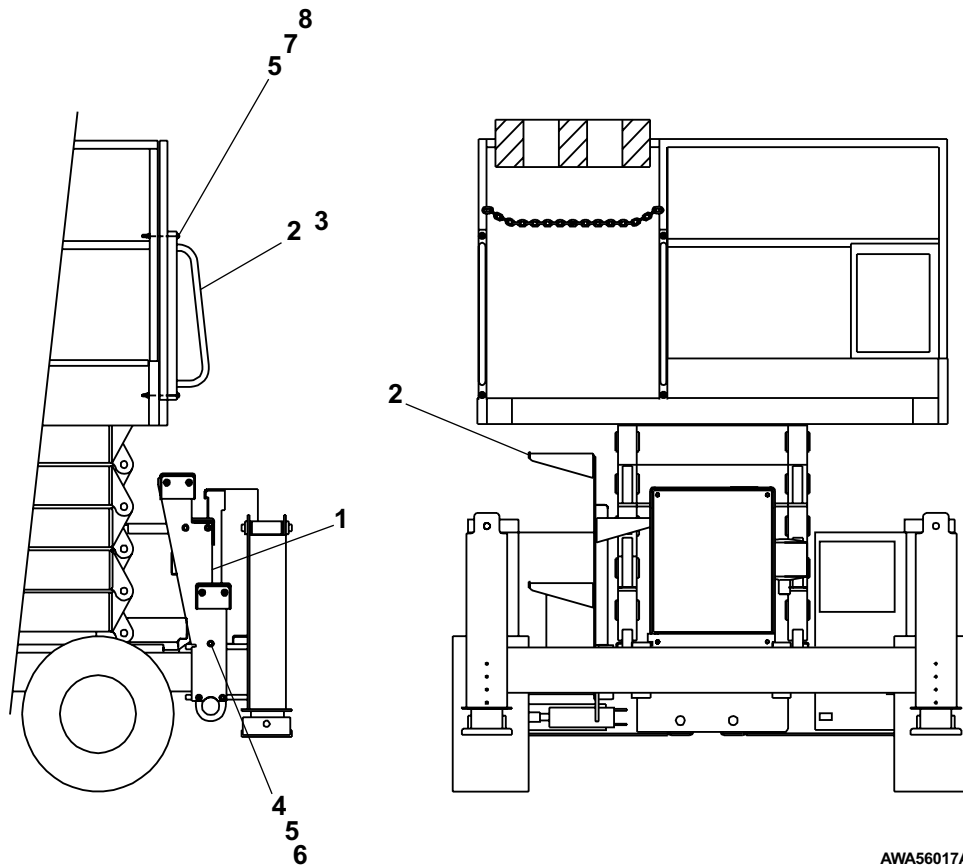
item	part no	qty	description
	560548	1	Track guide
1	9920026	22	Power track link
2	9920028	1	Mounting bracket, male
3	9920027	1	Mounting bracket, female
4	970009	4	Capscrew 1/4-20 x 1/2 inch long hex head grade 5
5	5560004	4	Nut 1/4-20 self locking



AW560548

Rear step

item	part no	qty	description
1	560097-99	1	Step mount - SR2584
	560094-99	1	Step mount - SR3284
	560060-99	1	Step mount - SR4084
2	574684-99	2	Step - SR2584
	574684-99	3	Step - SR3284 and SR4084
3	575814	2	Grab handle
4	970419	3	Capscrew 3/8-16 x 1-1/4 inch long hex head grade 5
5	986299	7	Washer 3/8 medium flat
6	987119	3	Washer 3/8 medium lock
7	5560645	4	Capscrew 3/8-16 x 5-1/2 inch long hex head grade 5
8	5560033	4	Nut 3/8-16 self locking



Tray, hydraulic and electrical

item	part no	qty	description
	560065	1	Tray, hydraulic and electrical
1	0102006	1	Decal, battery disconnect switch
2	974679	2	Machine screw #10-24 x 5/8 inch long round head
3	984049	2	Nut #10-24 hex
4	0150910	2	Battery hold down bolt
5	300840	1	Lockout lever
6	3020049	1	Switch, battery disconnect
7	3020139	1	Level sensor 4°
8	3040269	3	Insulator boot
9	3040451	2	Insulator boot
10	3050002	1	Battery, 12 volt DC - 550 CCA
11	416006	1	Battery cable
12	560055-99	1	Tray
13	560119	1	Hydraulic oil return filter - (see page 2-14 for parts breakdown)
14	3050008	1	Battery hold down
15	970069	1	Capscrew 1/4-20 x 1-1/4 inch long hex head grade 5
16	560214	1	Hydraulic oil reservoir - (see page 2-13 for parts breakdown)
17	560348	1	Lower control box, gasoline - (see page 3-4 for parts breakdown)
	560349	1	Lower control box, dual fuel - (see page 3-4 for parts breakdown)
	560350	1	Lower control box, LP fuel - (see page 3-4 for parts breakdown)
	560351	1	Lower control box, diesel - (see page 3-4 for parts breakdown)
18	970049	2	Capscrew 1/4-20 x 1 inch long hex head grade 5
19	987099	2	Washer 1/4 medium lock
20	986019	5	Washer 1/4 medium flat
21	970169	2	Capscrew 1/4-20 x 2 inch long hex head grade 5
22	5090034	1	Hose guard x 9 inch long
23	553556	2	Clamp
24	560282	1	Wire harness, lower control manifold
25	560281	1	Wire harness, main manifold
26	3040270	1	Insulator boot
27	987109	1	Washer 5/16 medium lock
28	984089	1	Nut 5/16-18 hex
29	970029	4	Capscrew 1/4-20 x 3/4 inch long hex head grade 5
30	5560004	4	Nut 1/4-20 self locking
31	984069	1	Nut 1/4-20 hex
32	970469	3	Capscrew 3/8-16 x 1 inch long hex head grade 5
33	986299	6	Washer 3/8 medium flat
34	987119	3	Washer 3/8 medium lock
35	5560033	3	Nut 3/8-16 self locking
36	5569912	3	Washer special flat 1-1/4 inch OD x 7/16 inch ID x 3/16 inch thick
37	970419	2	Capscrew 3/8-16 x 1-1/4 inch long hex head grade 5
38	0070776	2	1/4 inch hydraulic hose
39	608964-99	1	Cylinder, cushion - (see page 2-7 for parts breakdown)
40	621036	1	Clamp
41	5035305	2	Straight thread 90° elbow
42	572207	1	Manifold valve, 4 wheel drive - (see page 2-16 for parts breakdown)
43	572413	1	Manifold valve mount bracket
44	561717	1	Manifold valve, proportional inlet - (see page 2-22 for parts breakdown)
45	561767	1	Manifold valve, main - (see page 2-18 for parts breakdown)
			Parts list continued on next page

Tray, hydraulic and electrical

item	part no	qty	description
46	959559	3	Tension pin
47	561917	1	Manifold valve, lift/lower - (see page 2-17 for parts breakdown)
48	561857	1	Manifold valve, articulating axle
	8220060	1	Manifold
	6010704	1	Shuttle valve
	6018019	1	Seal repair kit
49	560661	1	Wire harness, HI/LO relay
50	968299	1	1/4 inch hydraulic hose
51	5076113	1	Adapter
52	575474	1	3/8 inch hydraulic hose
53	970169	2	Capscrew 1/4-20 x 2 inch long hex head grade 5
54	5550028	2	Clamp
55	986299	2	Washer 3/8 medium flat
56	5035705	1	Straight thread 45° elbow
57	583696	1	Male pipe elbow 90°
58	564286	1	Brake valve
	6010512	1	Valve cartridge
	564086	1	Replacement coil, 12 volt DC
	565726	1	Seal repair kit
59	5035318	1	Straight thread 90° elbow
60	5036903	1	Swivel nut 45° elbow
61	656646	1	Hose fitting

F

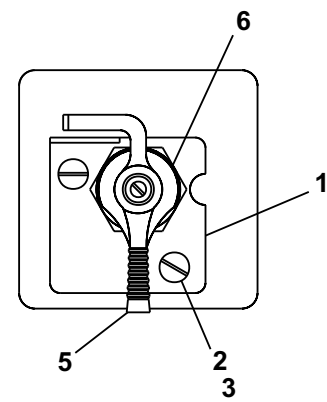
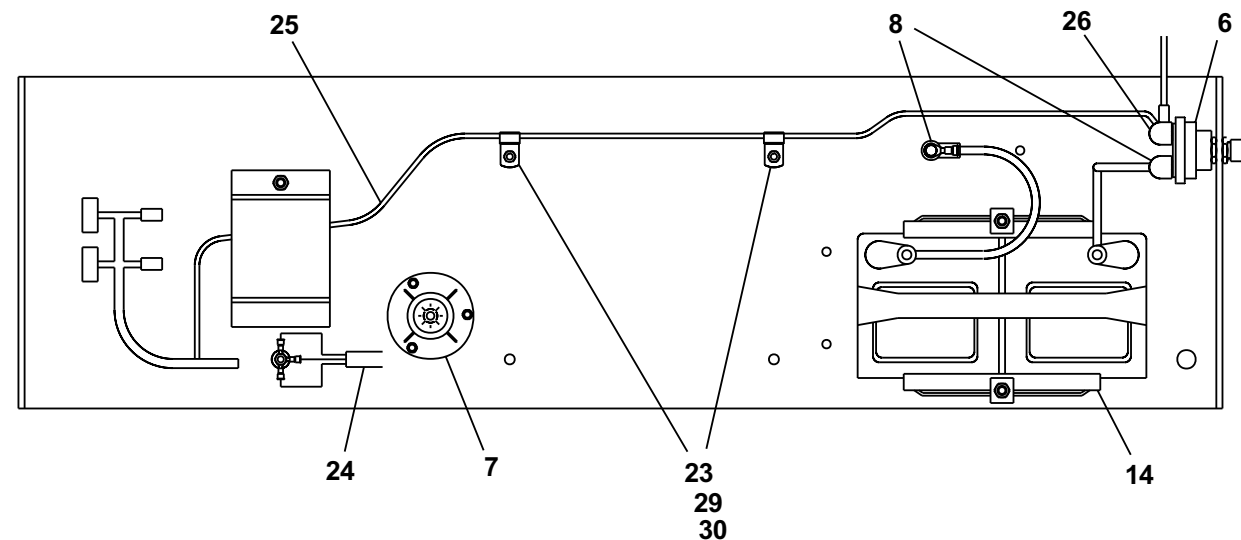
E

D

C

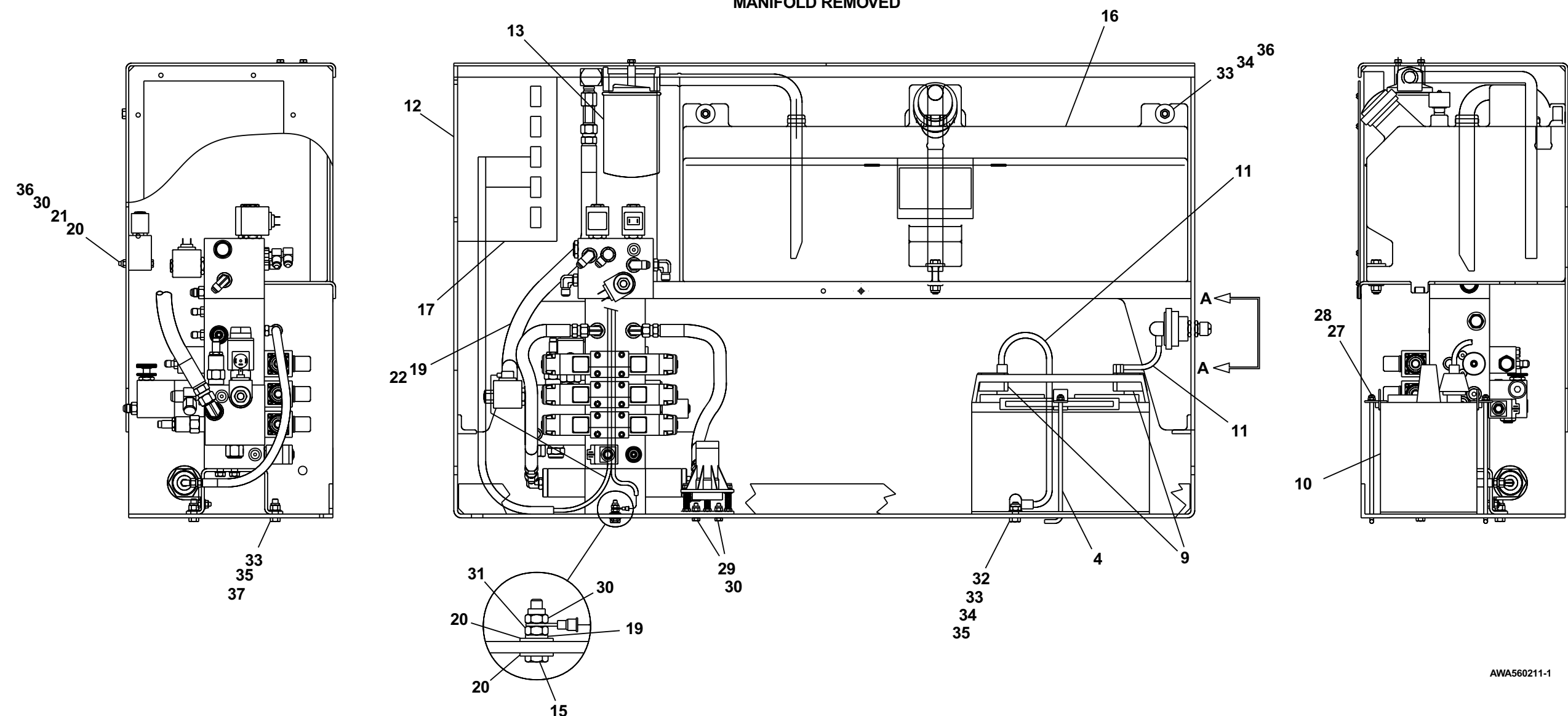
B

A



VIEW A-A

TOP VIEW OF TRAY
W/ HYD TANK, SHELF AND
MANIFOLD REMOVED



AWA560211-1

TITLE Tray, hydraulic and electric
sheet 1
Snorkel model SR series



1 2 3 4 5 6 7 8 9

F

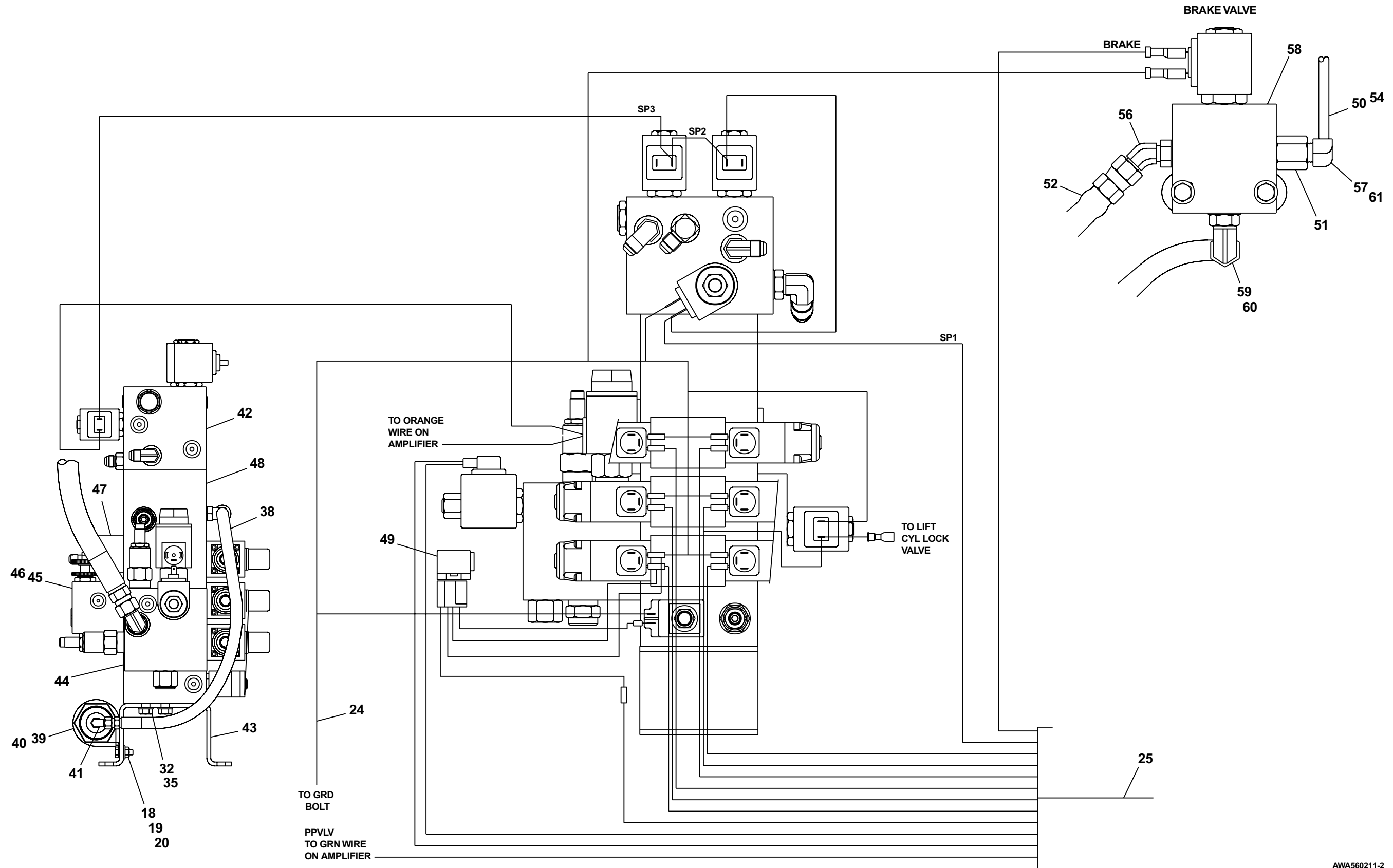
E

D

C

B

A

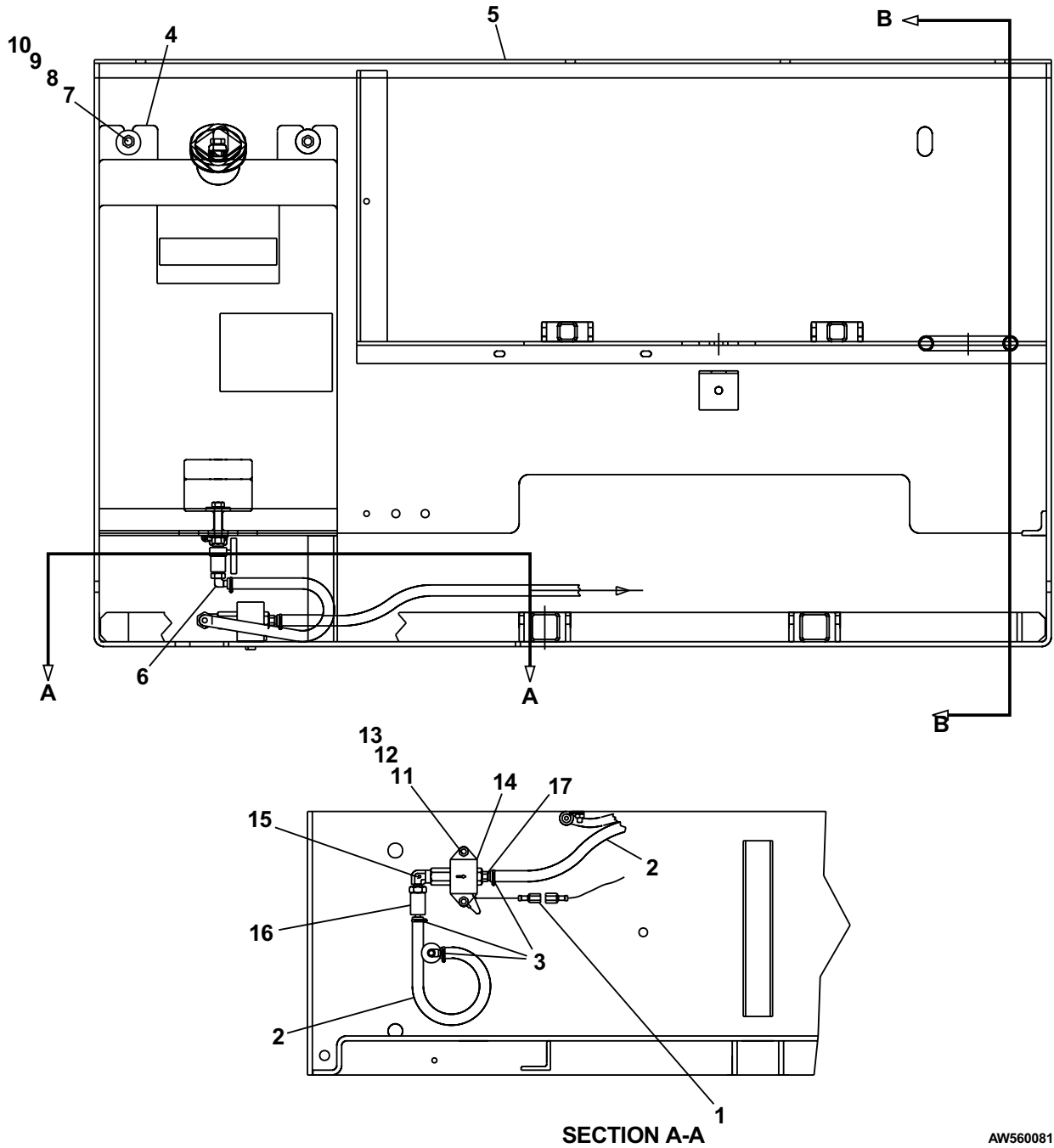


AWA560211-2

Tray, gasoline fuel

item	part no	qty	description
	560081	1	Tray, gasoline fuel
1	3040082	1	Terminal .250 tab male slip-on fully insulated 16/14 wire
2	5010011	1	Fuel hose 5/16 inch diameter x 121 inch long
3	5550028	3	Clamp
4	572154	1	Fuel tank, gasoline - (see page 1-32 for parts breakdown)
5	560167-99	1	Tray
6	5090046	1	Elbow 90° 5/16 barb - 1/4 NPT
7	970509	3	Capscrew 3/8-16 x 2 inch long hex head grade 5
8	986039	3	Washer 3/8 wide flat
9	5569912	3	Washer special flat 1-1/4 inch OD x 7/16 inch ID x 3/16 inch thick
10	5560033	3	Nut 3/8-16 self locking
11	970029	2	Capscrew 1/4-20 x 3/4 inch long hex head grade 5
12	5560004	2	Nut 1/4-20 self locking
13	986019	2	Washer 1/4 medium flat
14	7630085	1	Electric fuel pump
15	5090006	1	Street 90° elbow, 1/8 NPT
16	7630153	1	Fuel filter
17	5090035	1	Vacuum fitting

Tray, gasoline fuel

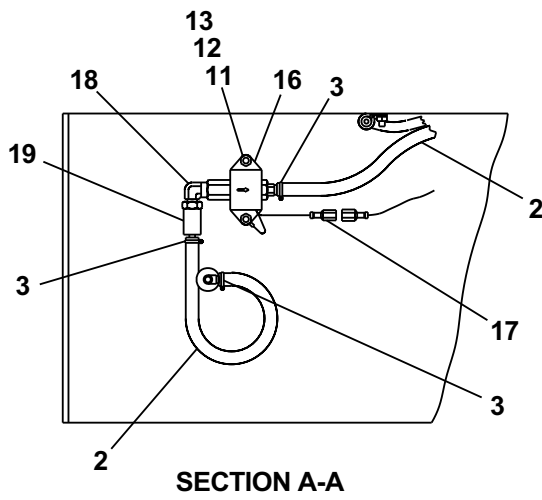
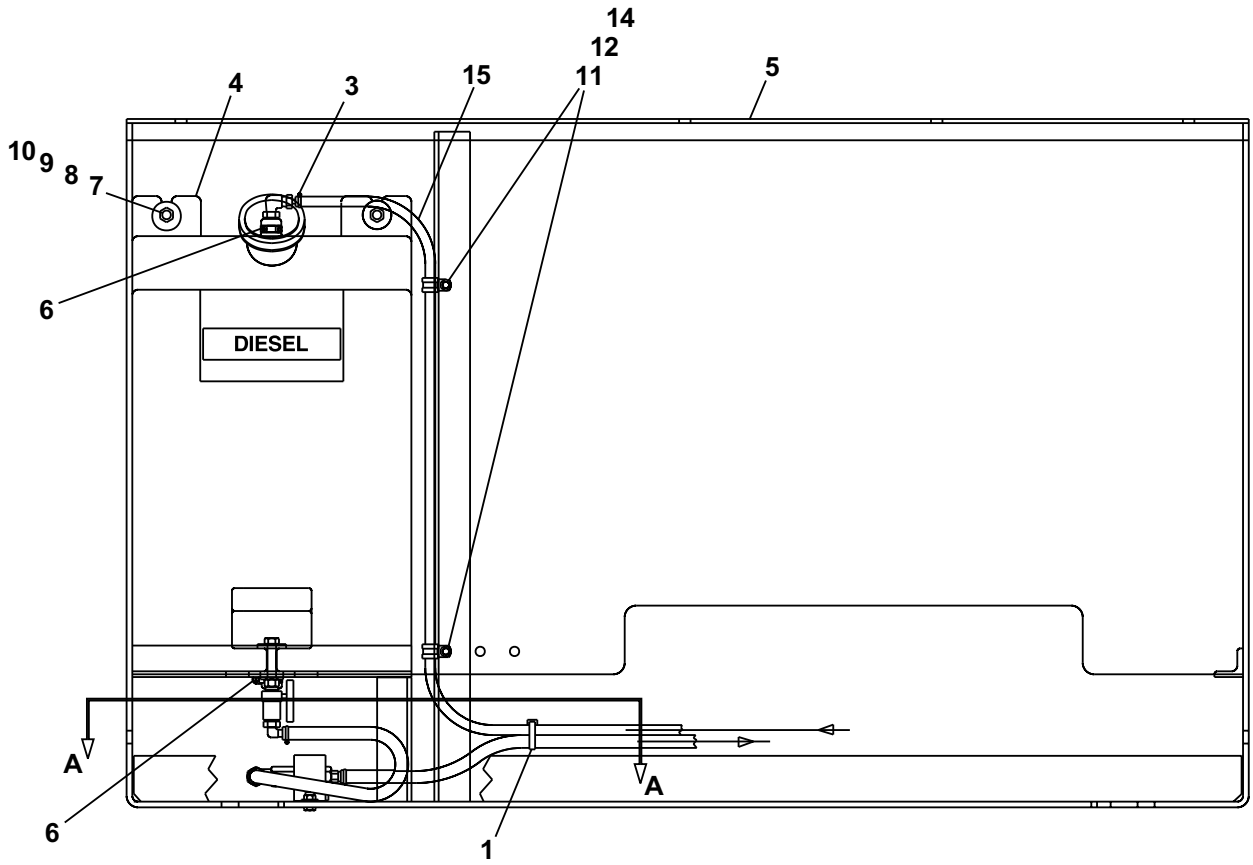


AW560081

Tray, diesel fuel

item	part no	qty	description
	560085	1	Tray, diesel fuel
1	9980005	1	Cable tie
2	5010011	1	Fuel hose 5/16 inch diameter x 87 inch long
3	5550028	4	Clamp
4	574954	1	Fuel tank, diesel - (see page 1-33 for parts breakdown)
5	575094	1	Tray
6	5550006	2	Clamp
7	970509	3	Capscrew 3/8-16 x 2 inch long hex head grade 5
8	986039	3	Washer 3/8 wide flat
9	5569912	3	Washer special flat 1-1/4 inch OD x 7/16 inch ID x 3/16 inch thick
10	5560033	3	Nut 3/8-16 self locking
11	970029	4	Capscrew 1/4-20 x 3/4 inch long hex head grade 5
12	5560004	4	Nut 1/4-20 self locking
13	986019	4	Washer 1/4 medium flat
14	452476	2	Clamp
15	967359	1	Fuel hose
16	7630085	1	Electric fuel pump
17	3040082	1	Terminal .250 tab male slip-on fully insulated 16/14 wire
18	5090006	1	Street 90° elbow, 1/8 NPT
19	7630153	1	Fuel filter

Tray, diesel fuel

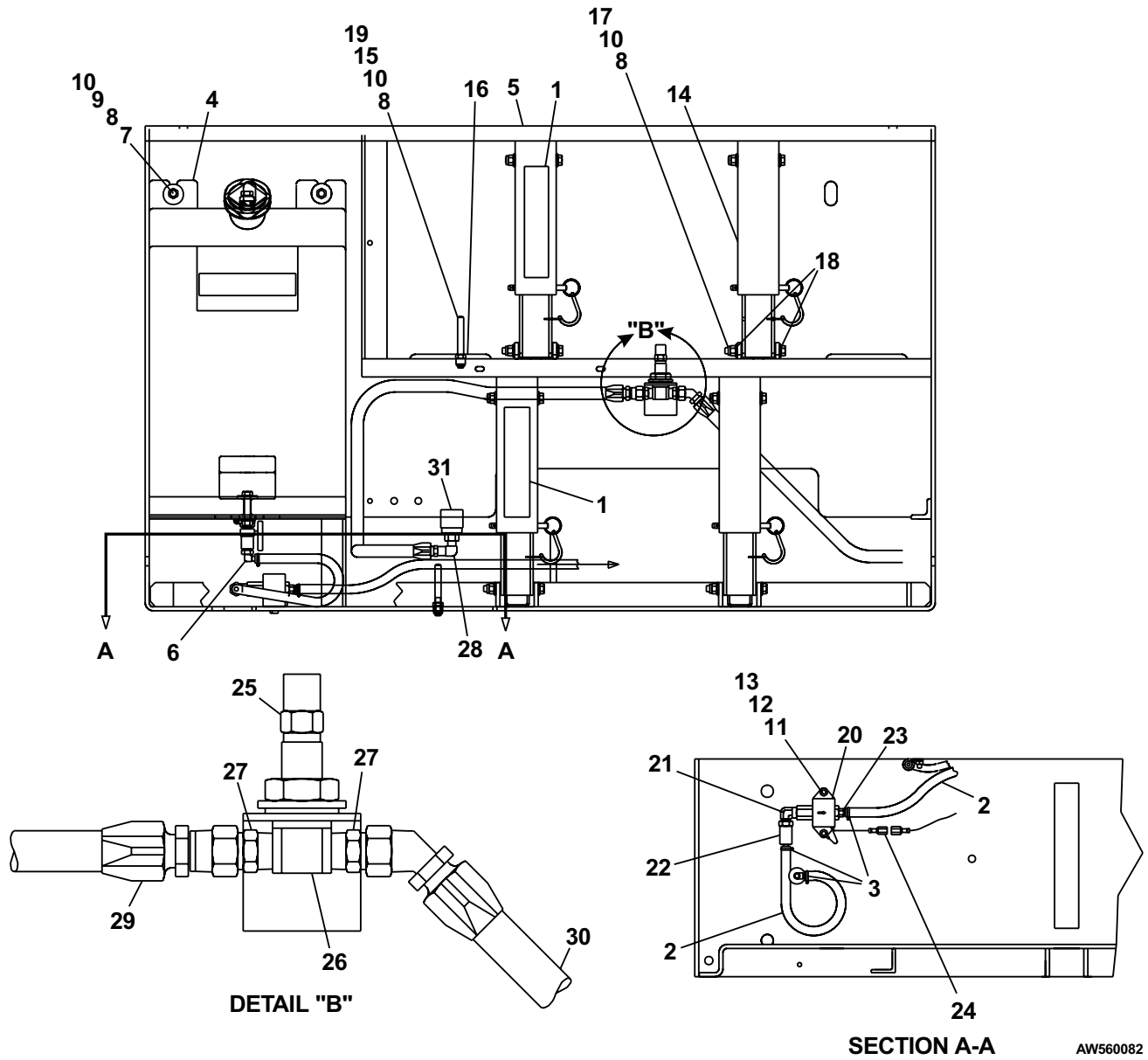


AW560085

Tray, dual fuel

item	part no	qty	description
	560082	1	Tray, dual fuel
1	560335	2	Decal, explosive fumes/liquid withdrawal
2	5010011	1	Fuel hose 5/16 inch diameter x 121 inch long
3	5550028	3	Clamp
4	572154	1	Fuel tank, gasoline - (see page 1-32 for parts breakdown)
5	560167-99	1	Tray
6	5090046	1	Elbow 90° 5/16 barb - 1/4 NPT
7	970509	3	Capscrew 3/8-16 x 2 inch long hex head grade 5
8	986039	3	Washer 3/8 wide flat
9	5569912	3	Washer special flat 1-1/4 inch OD x 7/16 inch ID x 3/16 inch thick
10	5560033	9	Nut 3/8-16 self locking
11	970029	2	Capscrew 1/4-20 x 3/4 inch long hex head grade 5
12	5560004	2	Nut 1/4-20 self locking
13	986019	2	Washer 1/4 medium flat
14	572164	4	Mounting bracket, LP fuel tank
15	572234	2	Special fastener 3/8-16 x 3-3/16 inch long headless
16	3090020	1	Flexgard tube, 14 inch long
17	970569	4	Capscrew 3/8-16 x 3-1/2 inch long hex head grade 5
18	986269	8	Washer 5/16 medium flat
19	984109	2	Nut 3/8-16 hex
20	7630085	1	Electric fuel pump
21	5090006	1	Street 90° elbow, 1/8 NPT
22	7630153	1	Fuel filter
23	5090035	1	Vacuum fitting
24	3040082	1	Terminal .250 tab male slip-on fully insulated 16/14 wire
25	7630703	1	Relief valve, LP fuel
26	7630704	1	Bulkhead tee
27	5090049	2	Male connector 3/8 tube - 1/4 NPT brass
28	5090033	1	Street elbow 90° 1/4 NPT brass
29	0080676	1	LP gas fuel hose
30	0152018	1	LP gas fuel hose
31	0070974	1	Coupler, female LPG

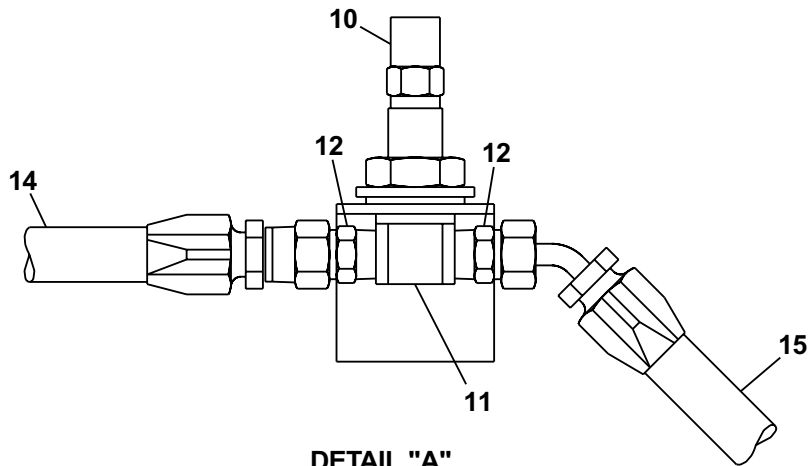
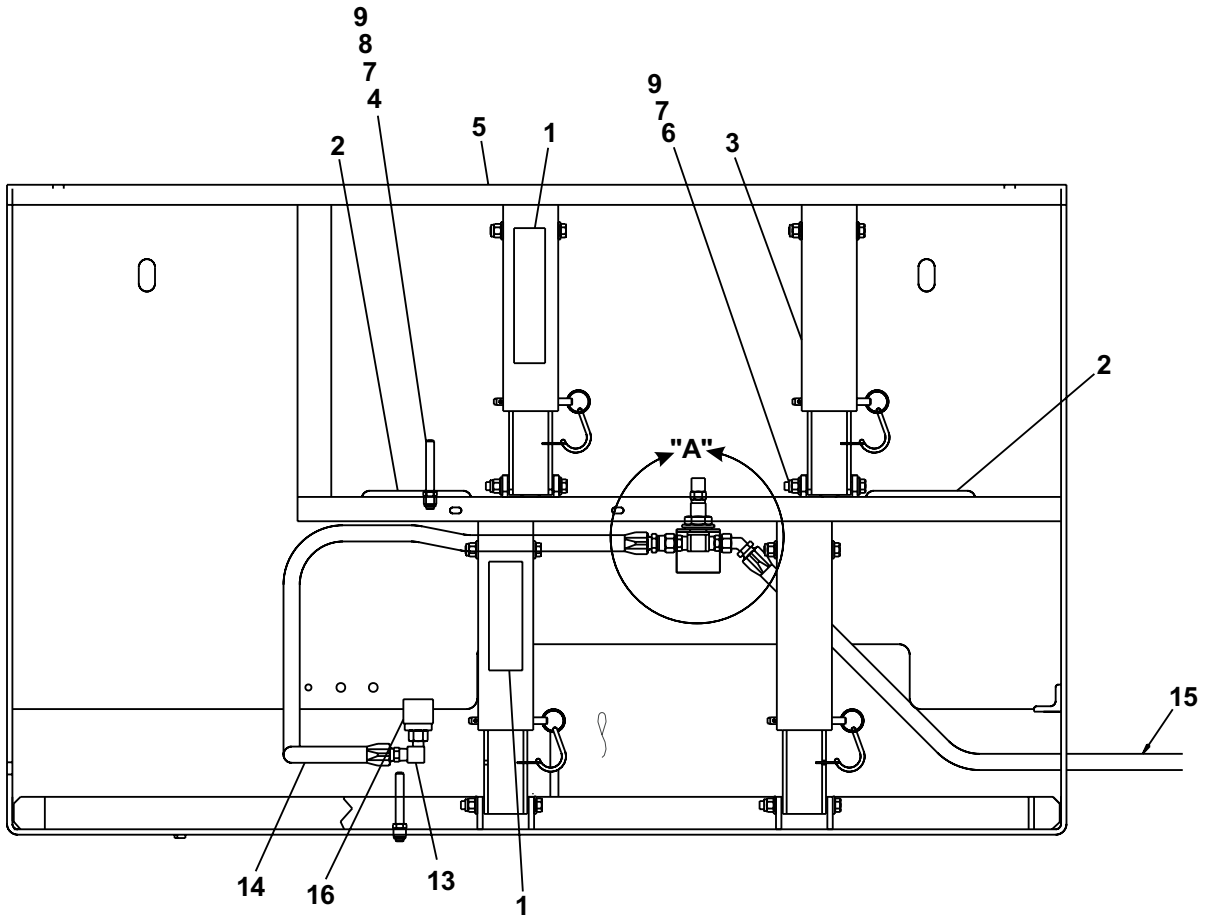
Tray, dual fuel



Tray, LP fuel only

item	part no	qty	description
	560084	1	Tray, LP fuel only
1	560335	2	Decal, explosive fumes/liquid withdrawal
2	3090020	1	Flexgard tube, 33 inch long
3	572164	4	Mounting bracket, LP fuel tank
4	572234	2	Special fastener 3/8-16 x 3-3/16 inch long headless
5	560168-99	1	Tray
6	970569	4	Capscrew 3/8-16 x 3-1/2 inch long hex head grade 5
7	986039	12	Washer 3/8 wide flat
8	984109	2	Nut 3/8-16 hex
9	5560033	6	Nut 3/8-16 self locking
10	7630703	1	Relief valve, LP fuel
11	7630704	1	Bulkhead tee
12	5090049	2	Male connector 3/8 tube - 1/4 NPT brass
13	5090019	1	Elbow 90° 3/8 tube - 1/4 NPT brass
14	0080676	1	LP gas fuel hose
15	0152018	1	LP gas fuel hose
16	0070974	1	Coupler, female LPG

Tray, LP fuel only

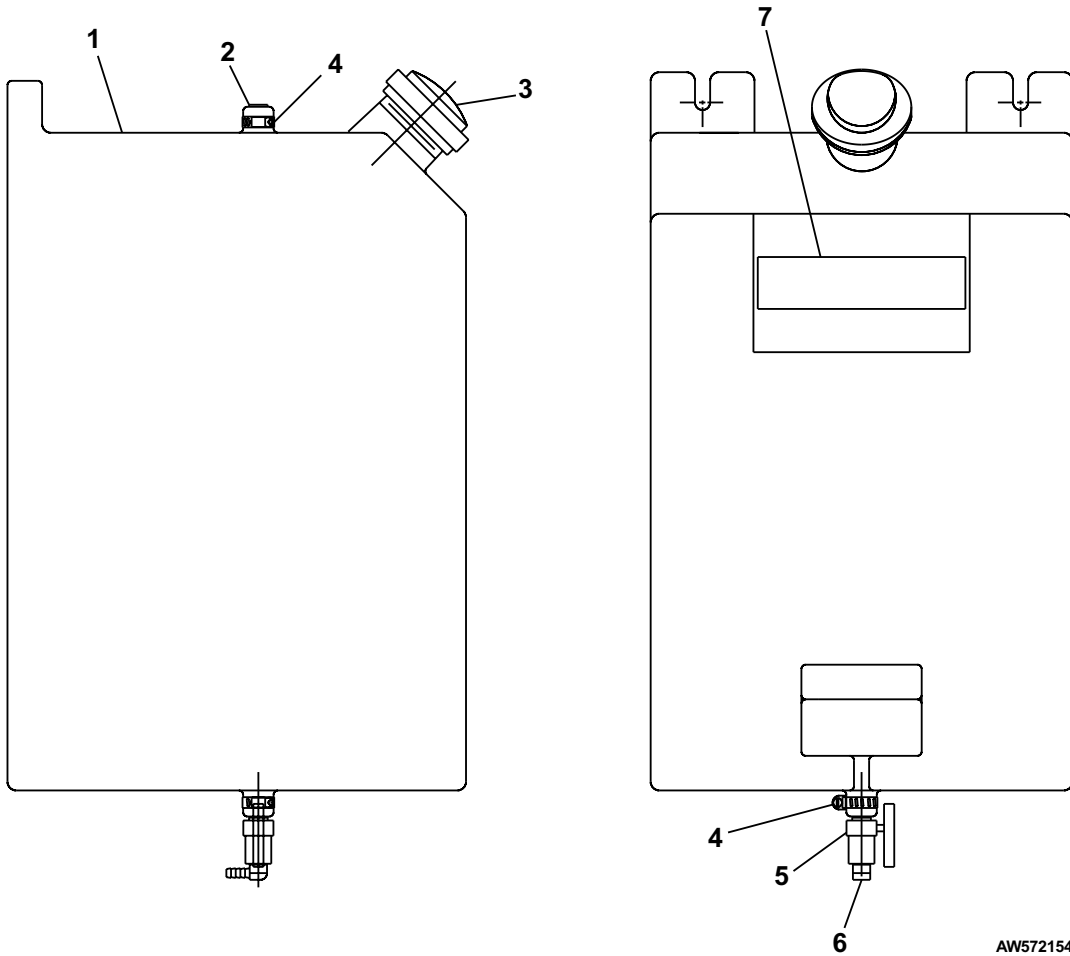


DETAIL "A"

AW560084

Fuel tank, gasoline

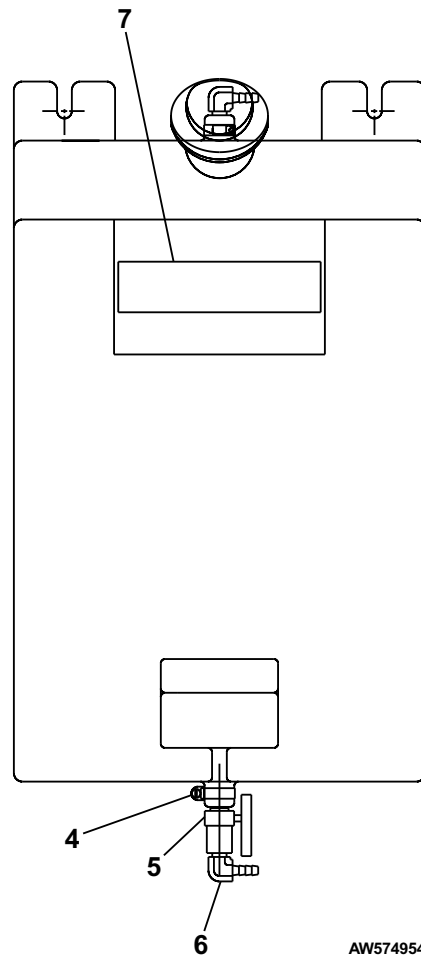

item	part no	qty	description
	572154	1	Fuel tank, gasoline
1	561706	1	Tank, 13 gallon capacity
2	416246	1	Plug 1/4 NPT hex
3	605256	1	Cap, vented
4	5550006	2	Clamp
5	562036	1	Fuel shut-off valve
6	5090046	1	Elbow 90° 5/16 barb - 1/4 NPT
7	604896	1	Decal, gasoline fuel



AW572154

Fuel tank, diesel

item	part no	qty	description
	574954	1	Fuel tank, diesel
1	561706	1	Tank, 13 gallon capacity
2	583696	1	Male pipe elbow 90°
3	605256	1	Cap, vented
4	5550006	2	Clamp
5	562036	1	Fuel shut-off valve
6	5090046	1	Elbow 90° 5/16 barb - 1/4 NPT
7	605726	1	Decal, diesel fuel

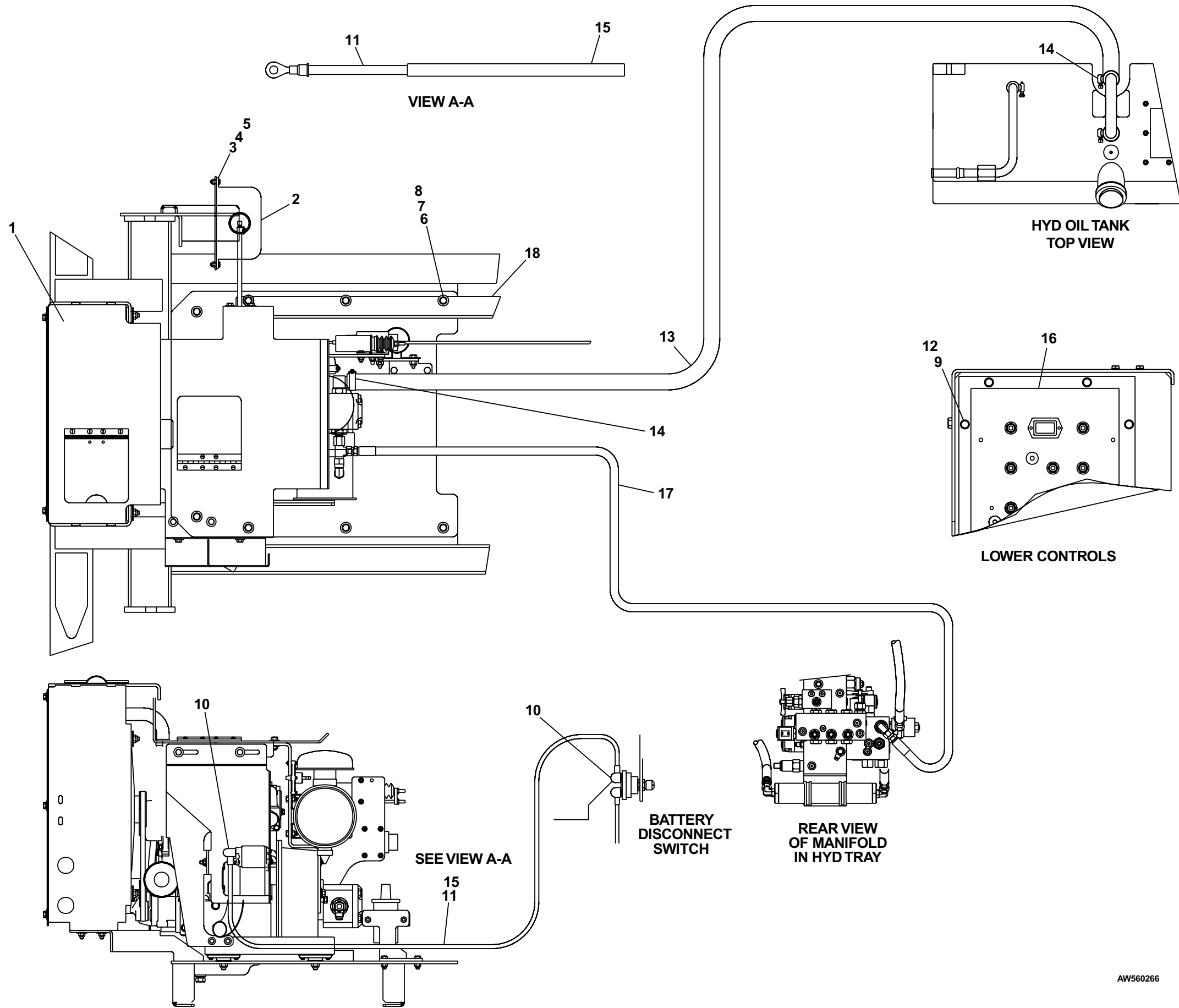


AW574954

Engine mounting, Kubota gasoline

item	part no	qty	description
	560266	1	Engine mounting, Kubota gasoline
1	560728	1	Engine, kubota WG-750 gasoline - (see page 1-37 for parts breakdown)
2	7630227	1	Overflow reservoir
	8060277	1	Replacement reservoir cap
3	970049	4	Capscrew 1/4-20 x 1 inch long hex head grade 5
4	5560004	4	Nut 1/4-20 self locking
5	986019	2	Washer 1/4 medium flat
6	970419	8	Capscrew 3/8-16 x 1-1/4 inch long hex head grade 5
7	986299	8	Washer 3/8 medium flat
8	987119	8	Washer 3/8 medium lock
9	987099	8	Washer 1/4 medium lock
10	3040269	2	Insulator boot
11	300189	1	Battery cable
12	970029	10	Capscrew 1/4-20 x 3/4 inch long hex head grade 5
13	473098	1	Suction hose 1 inch diameter x 95 inch long
14	460036	2	Clamp
15	5090034	1	Hose guard x 36 inch long
16	560348	1	Lower control box, gasoline
17	575214	1	1/2 inch hydraulic hose
18	560287-99	1	Angle, slider

F
E
D
C
B
A



AW560266

TITLE Engine mounting
Kubota gasoline
Snorkel model SR series



1 2 3 4 5 6 7 8 9

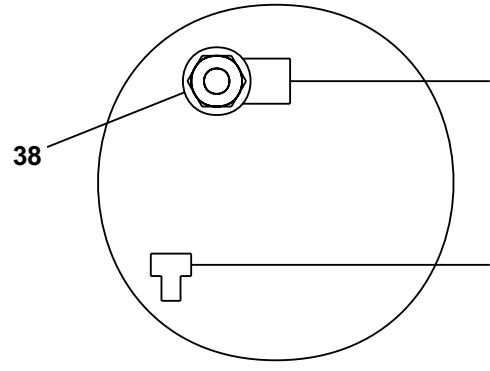
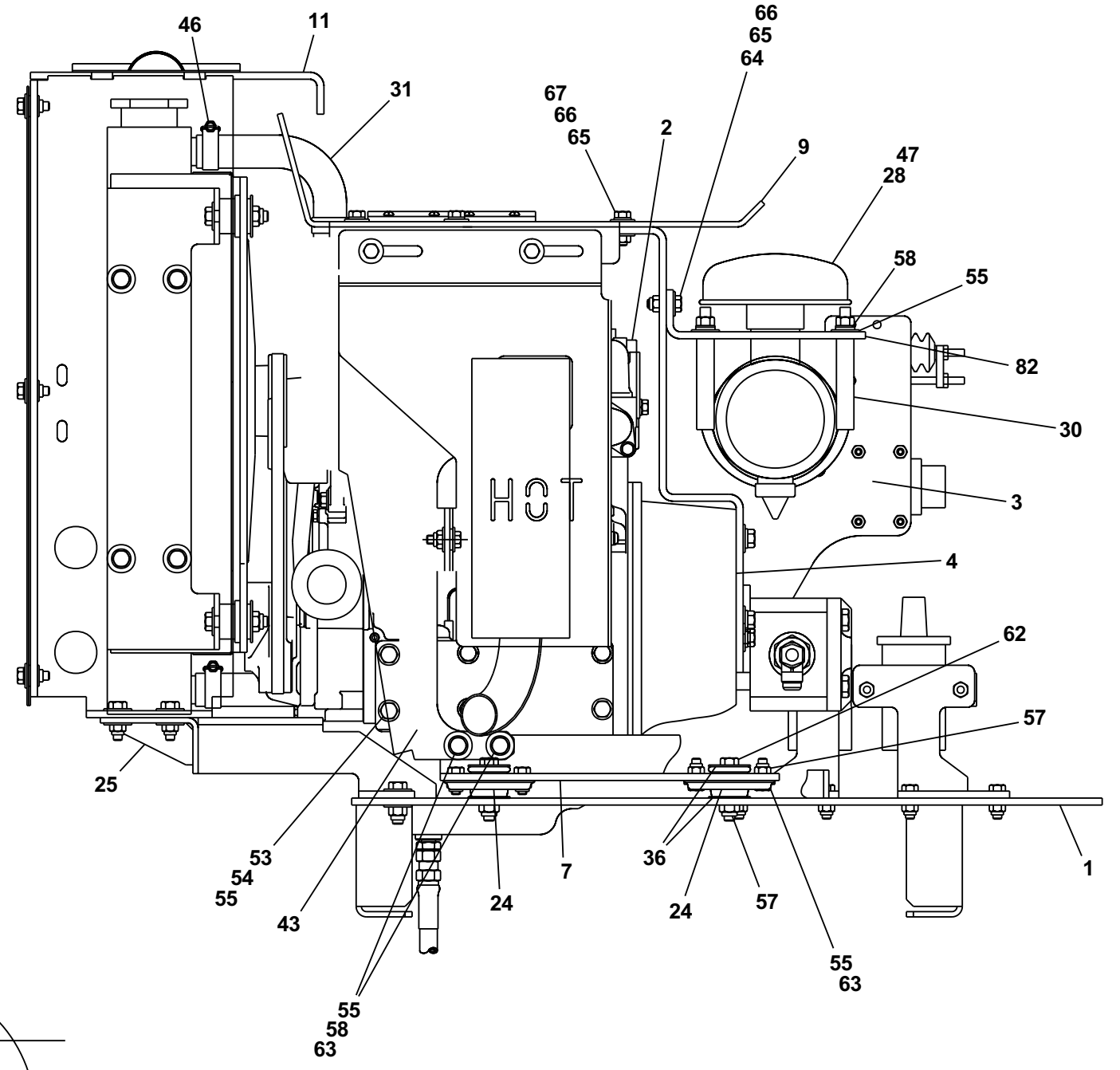
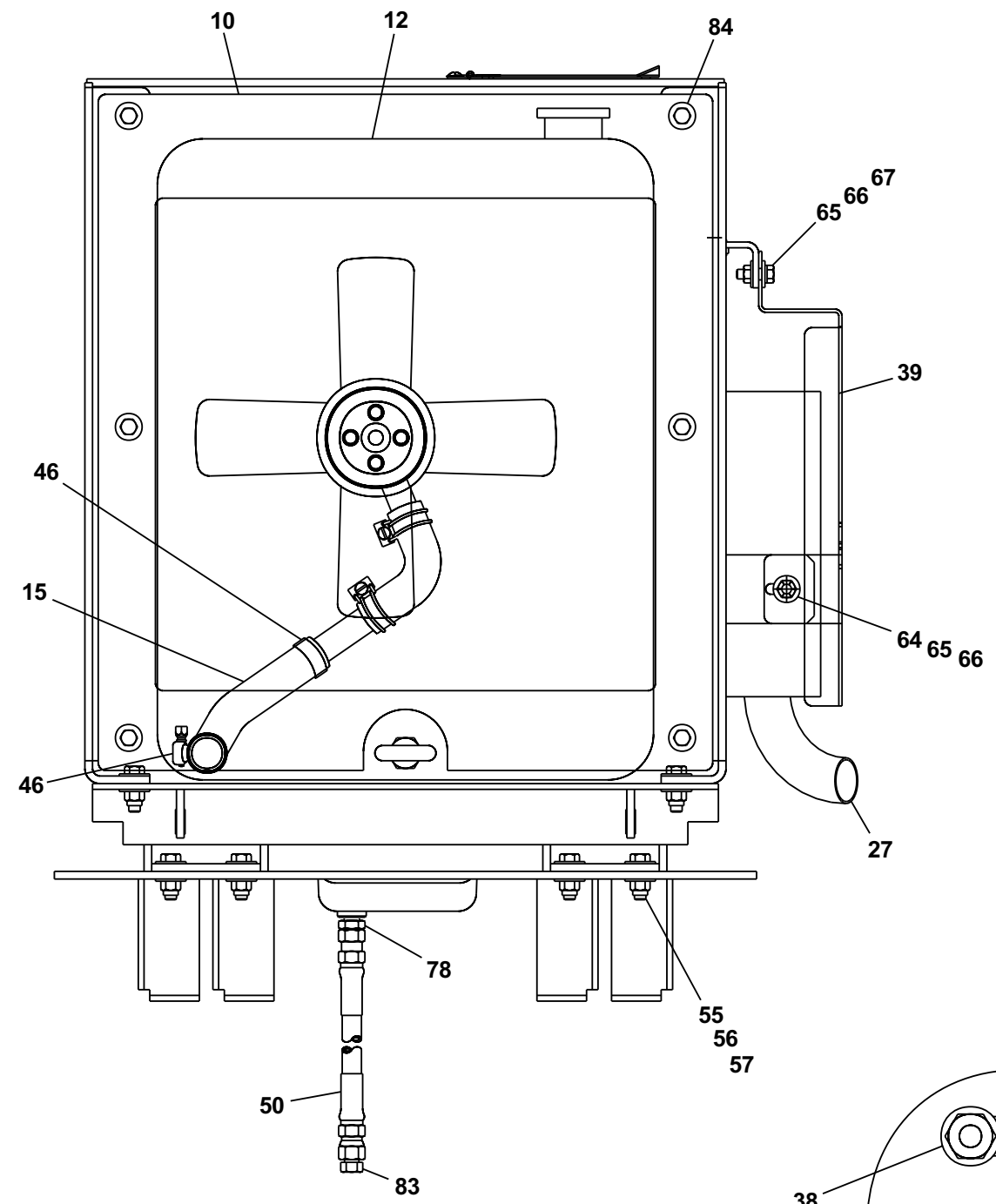
Engine, Kubota WG-750 gasoline

item	part no	qty	description
	560728	1	Engine, Kubota WG-750 gasoline
1	560309-99	1	Engine frame
2	7620057	1	Engine, Kubota DF750-LP96 gasoline
3	560087-99	1	Solenoid mount
4	560211	1	Pump housing, fixed
5	560157-99	1	Motor mount, upper
6	560277-99	1	Riser, engine mount
7	560318-99	1	Outer bracket
8	562056	1	Gear pump
	8190287	1	Seal repair kit, Sundstrand pump
	8160438	1	Seal repair kit, Parker pump
9	560161-99	1	Engine cover
10	560432-99	1	Radiator grille
11	560421-99	1	Radiator support
12	560572	1	Radiator
13	0153018	1	Hose
14	0153019	1	Air inlet adapter
15	0160878	1	Radiator hose, lower
16	0080541-99	1	Bar
17	0160832	1	Choke rod
18	0160833	1	Throttle rod
19	2650001	1	Swivel, in-line
20	2690004	2	Rod end
21	3040063	1	Solenoid
22	3040174	1	Solenoid
23	5560094	1	Coupler nut
24	7630208	3	Engine mount
25	560427-99	1	Radiator base
26	560324	2	Spacer, door
27	569256	1	Muffler
28	7630339	1	Air breather
29	5560247	4	Capscrew 3/8-16 x 2-1/2 inch long hex head grade 5
30	7630748	1	Clamp
31	7630342	1	Radiator hose
32	560733	1	Wire harness, Kubota engine
33	0070548	2	Door spring
34	7630180	4	Radiator cushion
35	5569820	4	Rubber bumper
36	5560179	14	Washer, snubbing
37	3040467	1	Return spring
38	3040453	1	Insulator boot
39	569257	1	Heat shield, muffler
40	560559-99	1	Bracket, coil mounting
41	560155-99	1	Cowling support
42	560531	1	Engine dip stick - (included with engine)
43	569261	1	Cowling support
44	5070009	1	Diagnostic nipple
45	5550030	2	Clamp
46	5550020	4	Clamp
47	7630244	1	Clamp
48	5036706	1	Swivel nut run tee
49	560745-99	1	Spacer plate
50	574914	1	3/8 inch hydraulic hose
			Parts list continued on next page

Engine, Kubota WG-750 gasoline

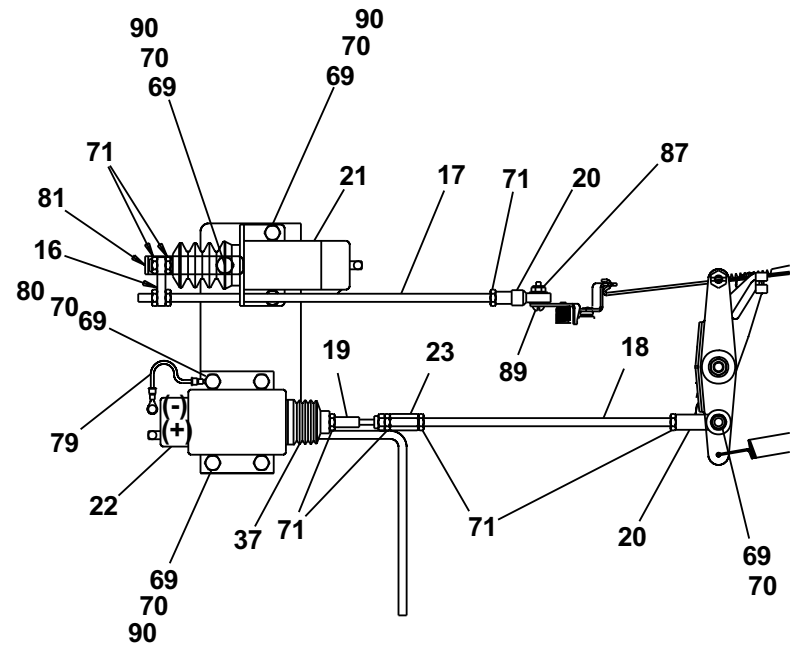
item	part no	qty	description
51	5560301	6	Speed nut 3/8-16
52	560159	1	Elbow 90° beaded
53	5560625	11	Capscrew metric M10-1.5 x 20mm long hex head
54	5560356	11	Washer metric M10 lock
55	986299	34	Washer 3/8 medium flat
56	970419	7	Capscrew 3/8-16 x 1-1/4 inch long hex head grade 5
57	5560033	19	Nut 3/8-16 self locking
58	987119	12	Washer 3/8 medium lock
59	970699	2	Capscrew 7/16-14 x 1-1/2 inch long hex head grade 5
60	986179	2	Washer 7/16 medium flat
61	987129	2	Washer 7/16 medium lock
62	5560247	3	Capscrew 3/8-16 x 2-1/2 inch long hex head grade 5
63	970449	8	Capscrew 3/8-16 x 3/4 inch long hex head grade 5
64	5560031	10	Nut 5/16-18 self locking
65	970259	22	Capscrew 5/16-18 x 1 inch long hex head grade 5
66	986269	20	Washer 5/16 medium flat
67	987109	18	Washer 5/16 medium lock
68	0153020	1	Hose, 3 inch long
69	970049	13	Capscrew 1/4-20 x 1 inch long hex head grade 5
70	5560004	11	Nut 1/4-20 self locking
71	984329	9	Nut 1/4-20 hex jam
72	5093002	4	Clamp
73	5093001	4	Clamp
74	5037006	1	Swivel nut 90° elbow
75	5065710	1	Straight thread adapter
76	7714201	1	Pipe plug 1/8 NPT square head
77	7630006	1	Air cleaner service indicator
78	574904	1	Straight thread adapter
79	0072104	1	Jumper wire
80	5560341	1	Washer 1/4 star tooth lock
81	0162846-99	1	Angle, choke lever
82	560762-99	1	Angle, air cleaner mount
83	5063803	1	Hex plug
84	970469	6	Capscrew 3/8-16 x 1 inch long hex head grade 5
85	5010012	1	Radiator overflow hose 5/16 inch diameter x 60 inch long
86	560146-99	2	Door
87	5560034	8	Nut #10-24 self locking
88	0070700	1	Battery wire
89	5560648	8	Machine screw #10-24 x 3/4 inch long truss head
90	986019	3	Washer 1/4 medium flat

F
E
D
C
B
A

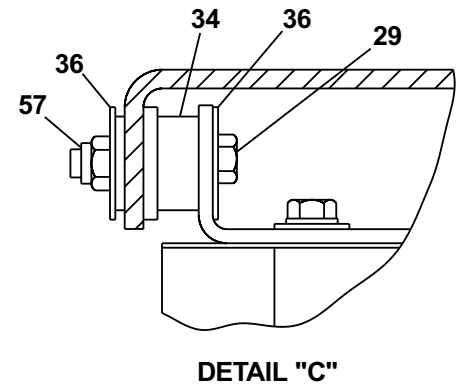
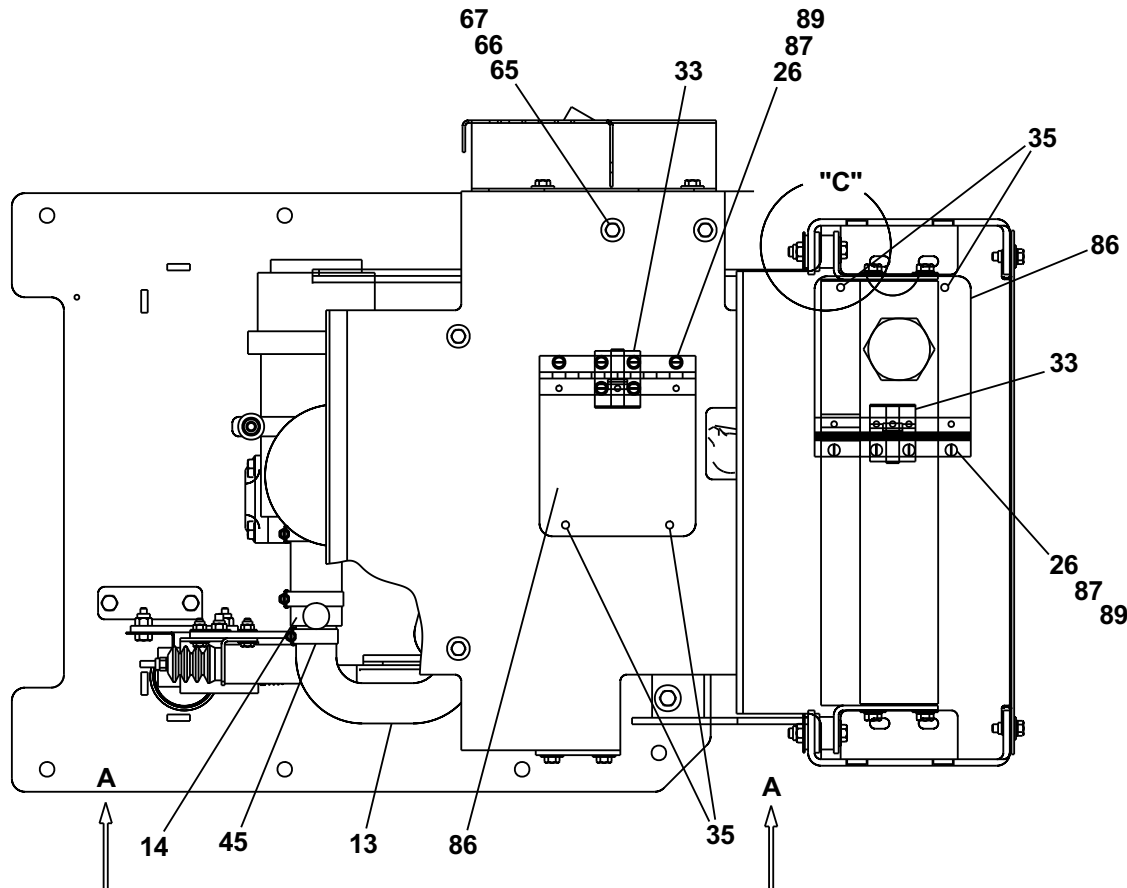


ALTERNATOR

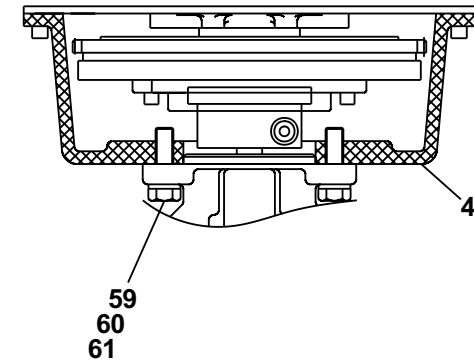
AW560728-1



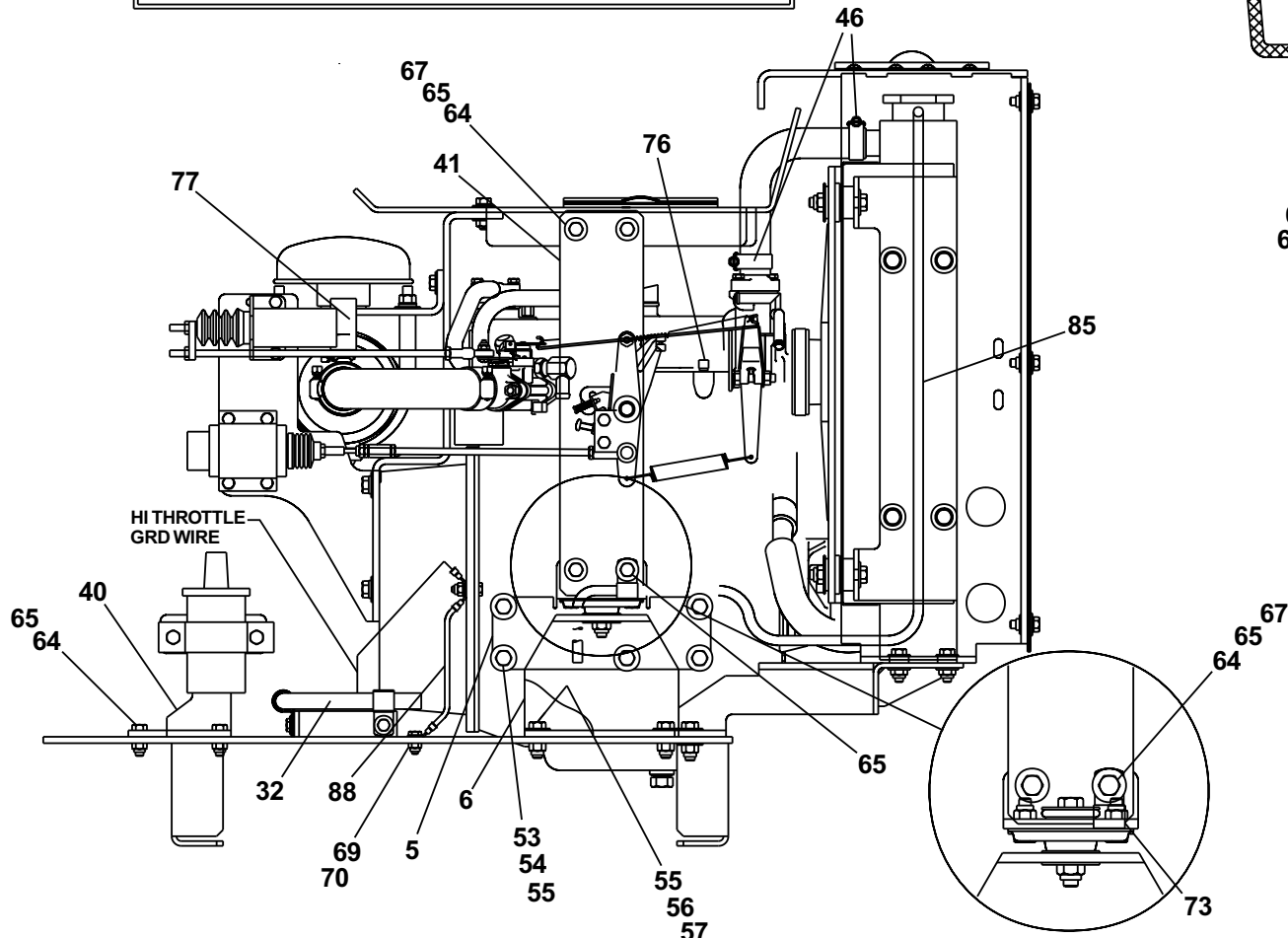
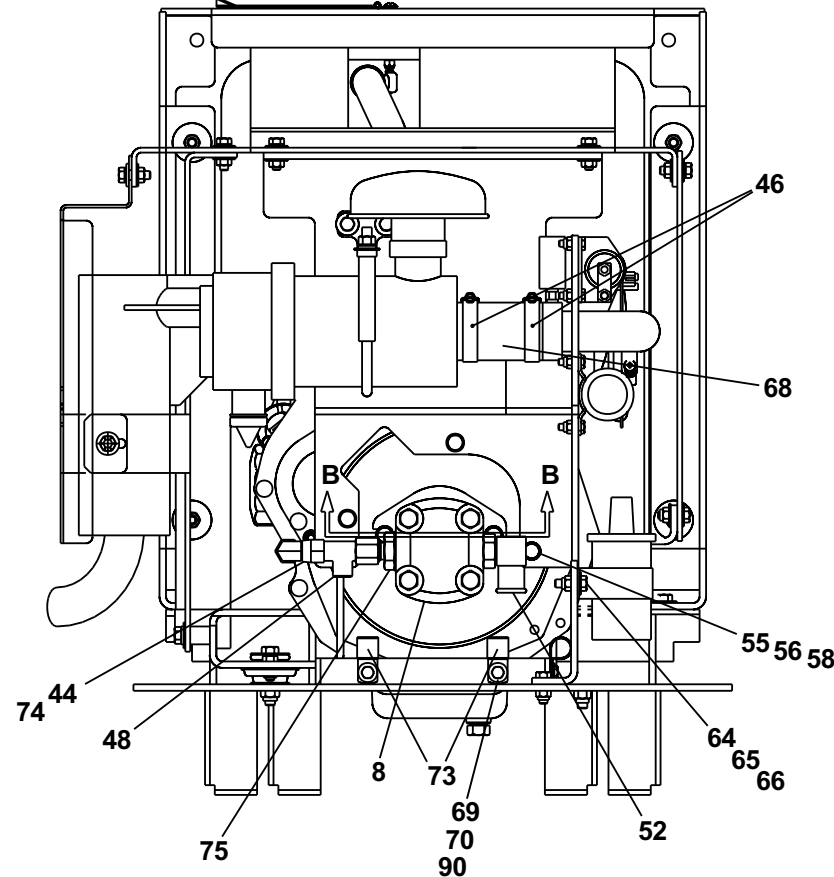
VIEW A-A



DETAIL "C"



SECTION B-B



AW560728-2

Engine mounting, Kubota diesel

item	part no	qty	description
	569276	1	Engine mounting, Kubota gasoline
1	569271	1	Engine, Kubota D905 diesel - (see page 1-45 for parts breakdown)
2	7630227	1	Overflow reservoir
	8060277	1	Replacement reservoir cap
3	5550028	1	Clamp
4	3040453	2	Insulator boot
5	300189	1	Battery cable
6	473098	1	Suction hose 1 inch diameter x 95 inch long
7	460036	2	Clamp
8	5090034	1	Hose guard x 36 inch long
9	560351	1	Lower control box, diesel
10	560287-99	1	Angle, slider
11	575214	1	1/2 inch hydraulic hose
12	569262	1	Engine cover
13	560451-99	1	Cover
14	0070548	1	Door spring
15	560324	1	Spacer, door
16	5569820	2	Rubber bumper
17	970049	4	Capscrew 1/4-20 x 1 inch long hex head grade 5
18	5560004	4	Nut 1/4-20 self locking
19	986019	4	Washer 1/4 wide flat
20	970419	8	Capscrew 3/8-16 x 1-1/4 inch long hex head grade 5
21	986299	8	Washer 3/8 medium flat
22	987119	8	Washer 3/8 medium lock
23	970029	10	Capscrew 1/4-20 x 3/4 inch long hex head grade 5
24	987099	8	Washer 1/4 medium lock
25	974689	6	Machine screw #10-24 x 3/4 inch long round head
26	986009	12	Washer #10 medium flat
27	5560033	6	Nut 3/8-16 self locking
28	970369	6	Capscrew 5/16-18 x 1 inch long hex head grade 5
29	986269	12	Washer 5/16 medium flat
30	5560031	6	Nut 5/16-18 self locking

F

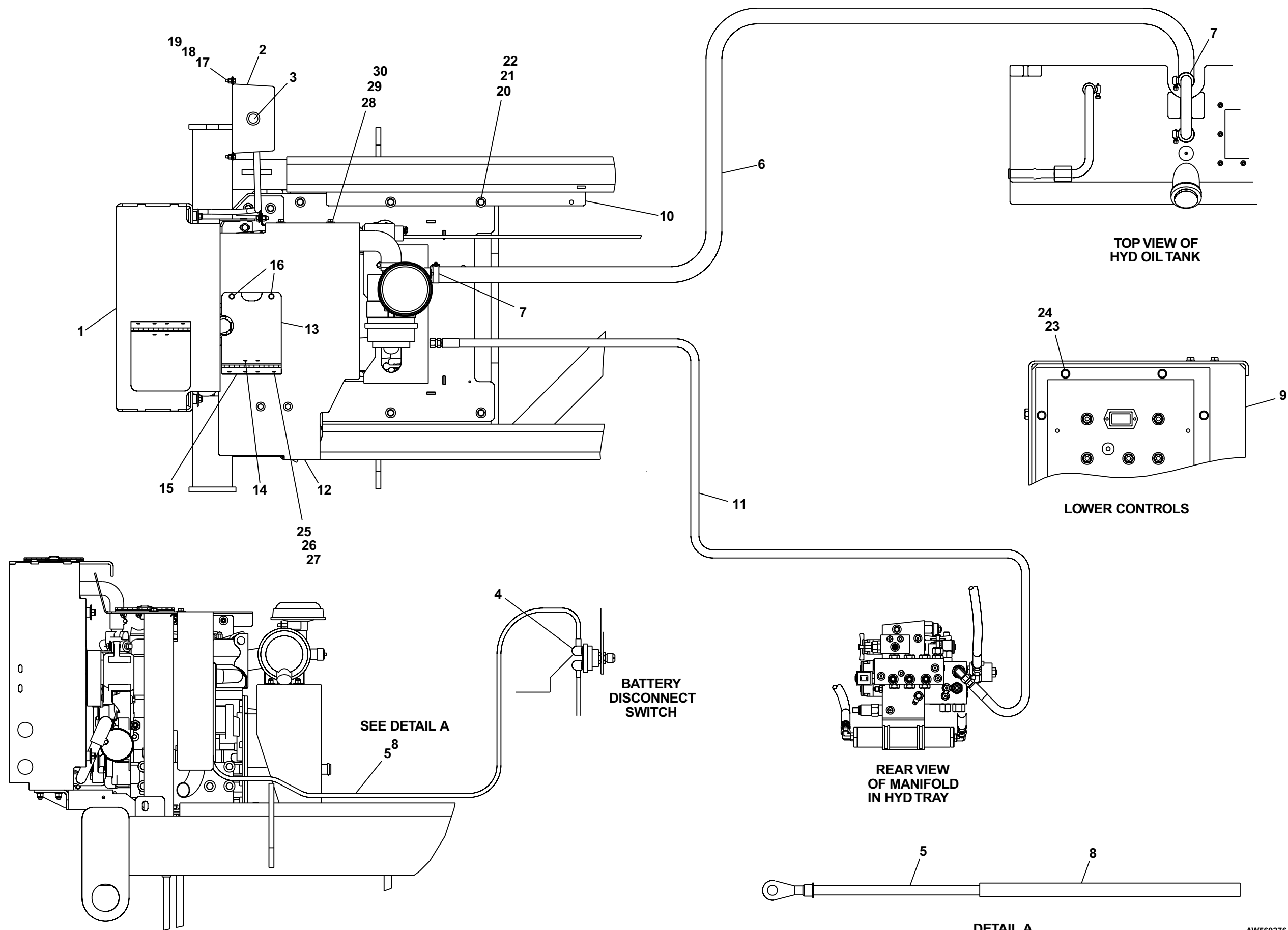
E

D

C

B

A



TOP VIEW OF
HYD OIL TANK

LOWER CONTROLS

BATTERY
DISCONNECT
SWITCH

REAR VIEW
OF MANIFOLD
IN HYD TRAY

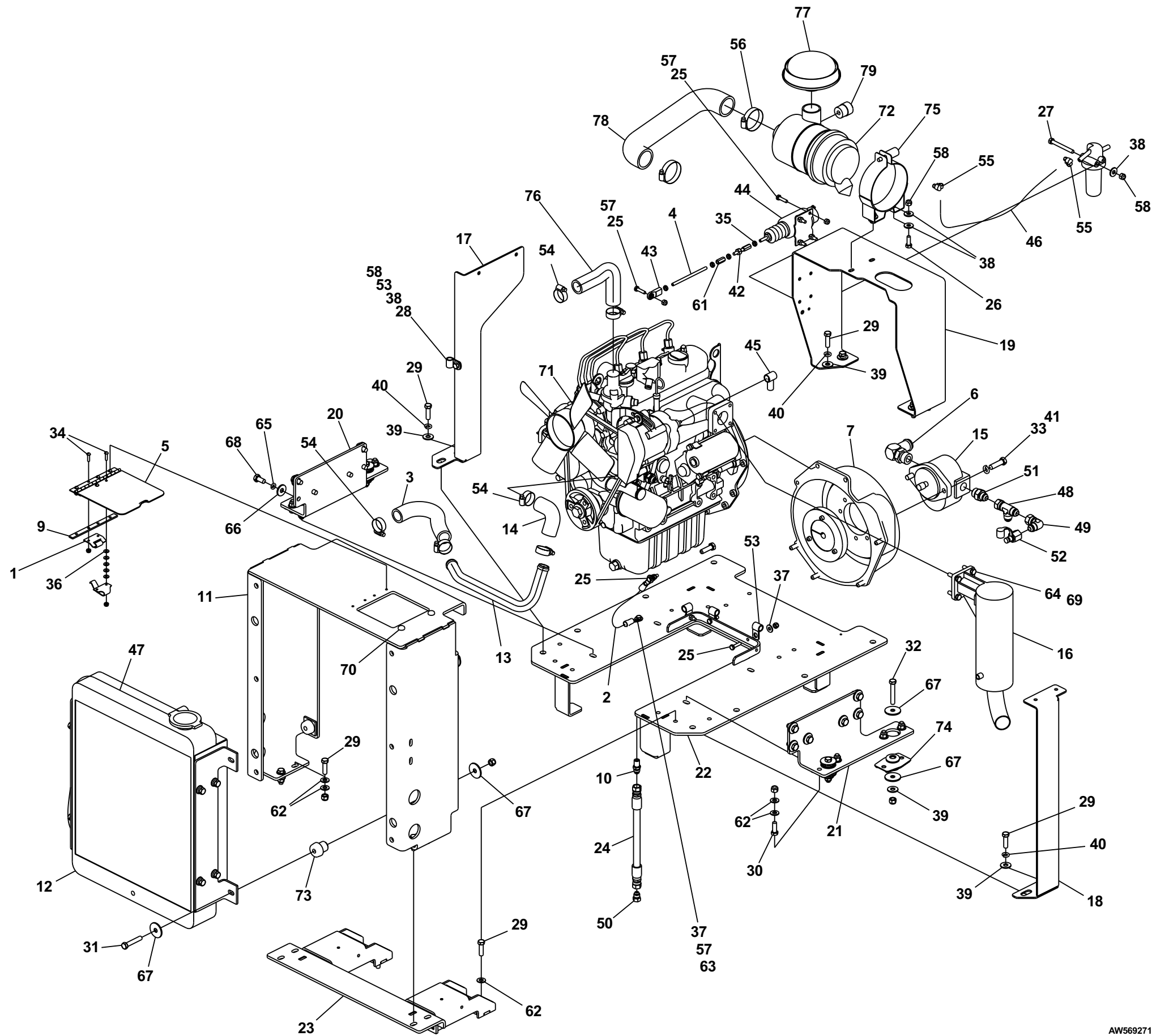
DETAIL A

AW569276

TITLE Engine mounting
Kubota diesel
Snorkel model SR series



1 2 3 4 5 6 7 8 9



AW569271



TITLE Engine
 Kubota D905 diesel
 Snorkel model SR series

Engine, Kubota D905 diesel

item	part no	qty	description
	569271	1	Engine, Kubota D905 diesel
1	0070548	1	Door spring
2	0070700	1	Battery wire
3	0160878	1	Radiator hose, lower
4	0161038	1	Choke rod
5	560146-99	1	Door
6	560159	1	Elbow 90° beaded
7	560212	1	Pump housing
8	560219	1	Wire harness, Kubota engine
9	560324	1	Spacer, door
10	560420	1	Straight thread adapter
11	560421-99	1	Radiator support
12	560570	1	Radiator
13	560575	1	Radiator tube, lower
14	560576	1	Radiator elbow
15	562056-79	1	Gear pump
	8190287	1	Seal repair kit, Sundstrand pump
	8160438	1	Seal repair kit, Parker pump
16	569256	1	Muffler
17	569263	1	Engine cover support, left hand
18	569264	1	Engine cover support, right hand
19	569265	1	Bracket
20	569266	1	Engine mount, left hand
21	569267	1	Engine mount, right hand
22	569269	1	Mount plate
23	569275	1	Radiator base
24	574914	1	3/8 inch hydraulic hose
25	970049	10	Capscrew 1/4-20 x 1 inch long hex head grade 5
26	970249	2	Capscrew 5/16-18 x 7/8 inch long hex head grade 5
27	970349	1	Capscrew 5/16-18 x 2-3/4 inch long hex head grade 5
28	970369	1	Capscrew 5/16-18 x 1 inch long hex head grade 5
29	970419	14	Capscrew 3/8-16 x 1-1/4 inch long hex head grade 5
30	970469	8	Capscrew 3/8-16 x 1 inch long hex head grade 5
31	970509	4	Capscrew 3/8-16 x 2 inch long hex head grade 5
32	970519	4	Capscrew 3/8-16 x 2-1/4 inch long hex head grade 5
33	970699	2	Capscrew 7/16-14 x 1-1/2 inch long hex head grade 5
34	974689	6	Machine screw #10-24 x 3/4 inch long round head
35	984329	4	Nut 1/4-20 hex jam
36	986009	10	Washer #10 medium flat
37	986019	5	Washer 1/4 wide flat
38	986269	6	Washer 5/16 medium flat
39	986299	10	Washer 3/8 medium flat
40	987119	6	Washer 3/8 medium lock
41	987129	2	Washer 7/16 medium lock
42	2650001	1	Swivel, in-line
43	2690004	1	Rod end
44	3040174	1	Solenoid
45	3040453	1	Insulator boot
46	5010011	1	Fuel hose 5/16 inch diameter x 48 inch long
47	5010012	1	Radiator overflow hose 5/16 inch diameter x 60 inch long
48	5036706	1	Swivel nut run tee
49	5037006	1	Swivel nut 90° elbow
50	5063803	1	Hex plug
			Parts list continued on next page

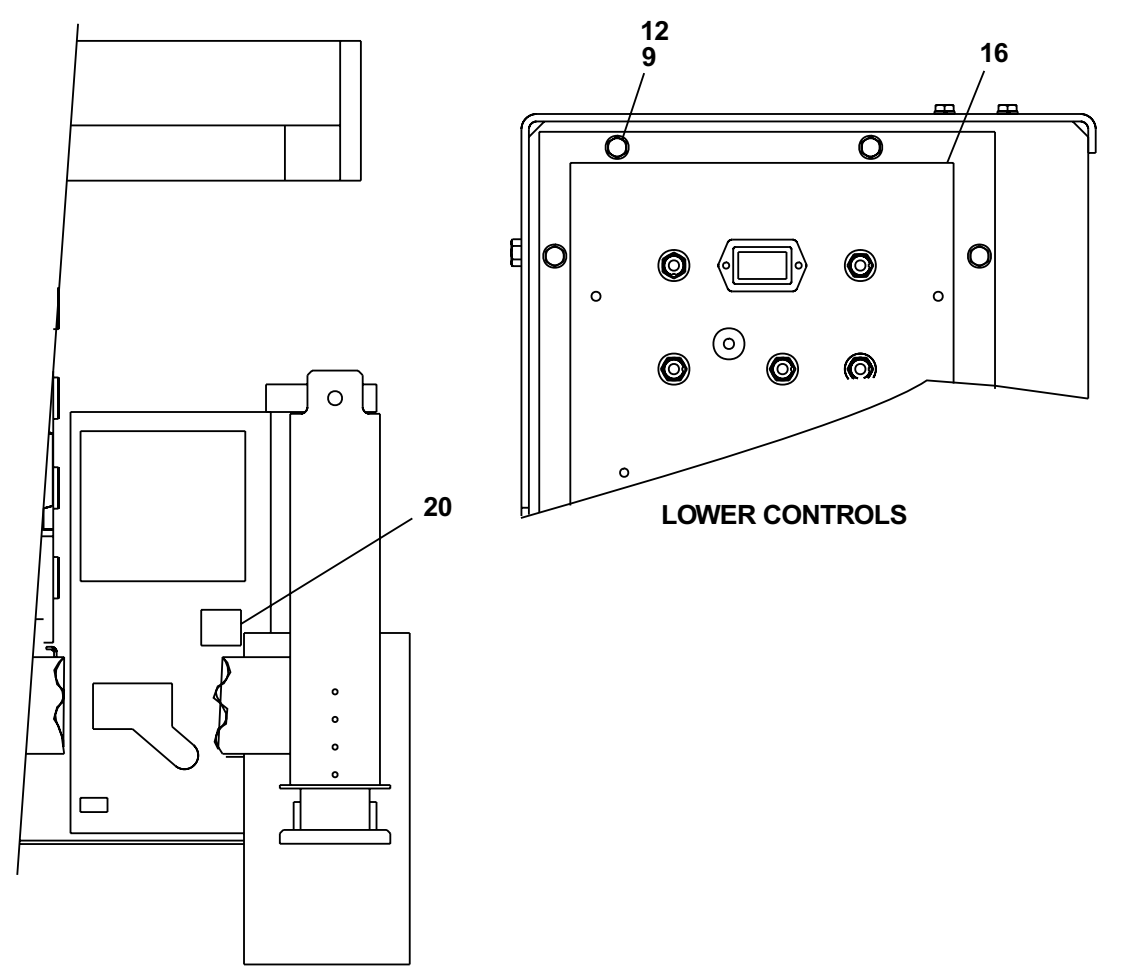
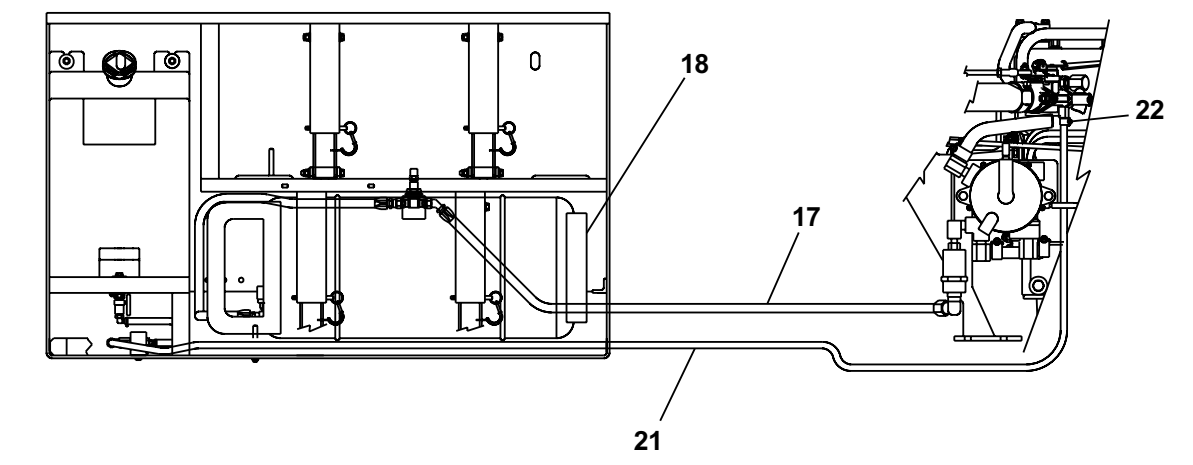
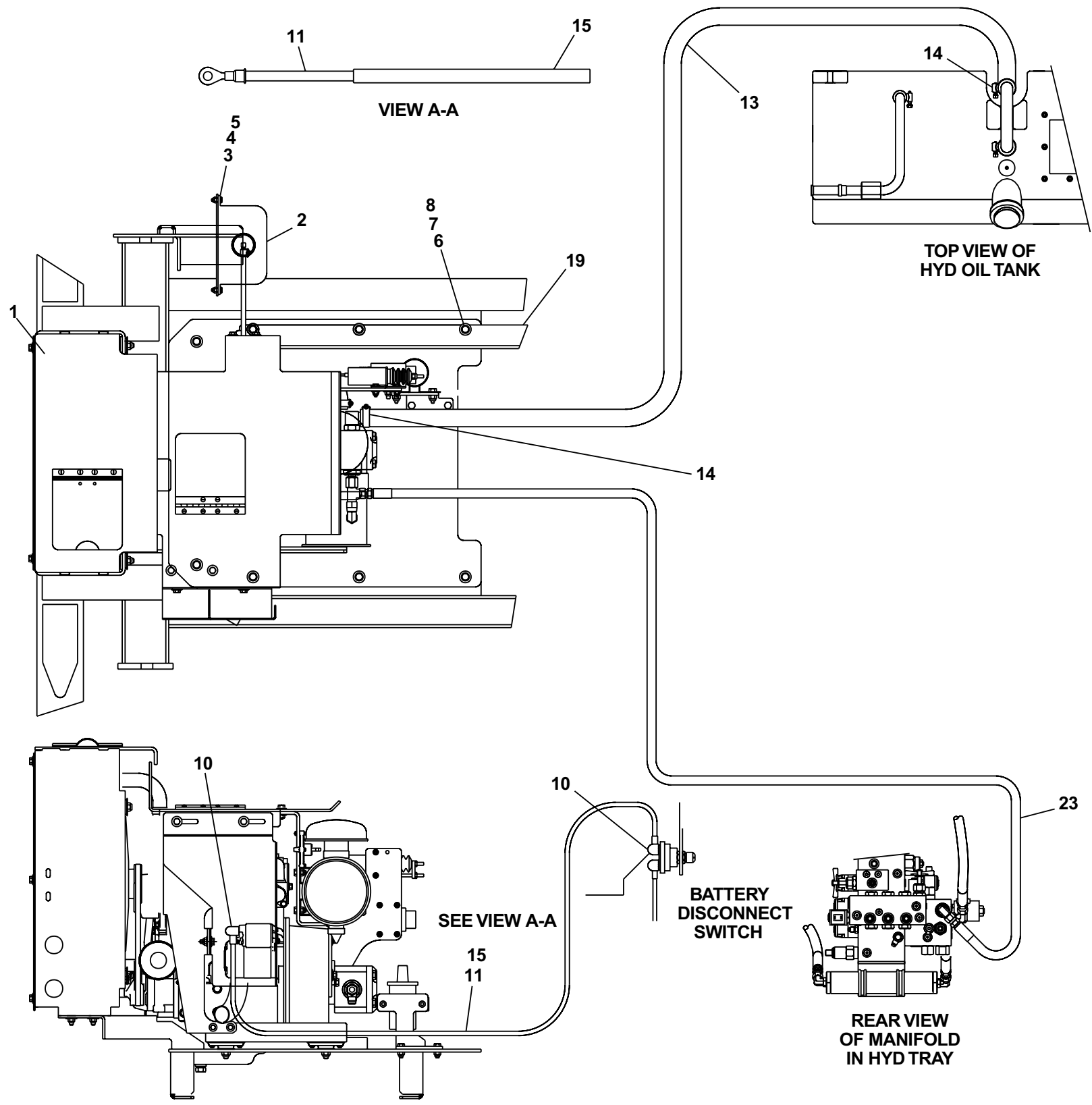
Engine, Kubota D905 diesel

item	part no	qty	description
51	5065710	1	Straight thread adapter
52	5070009	1	Diagnostic nipple
53	5093001	4	Clamp
54	5550020	6	Clamp
55	5550028	2	Clamp
56	5550030	2	Clamp
57	5560004	10	Nut 1/4-20 self locking
58	5560031	4	Nut 5/16-18 self locking
59	5560033	20	Nut 3/8-16 self locking
60	5560034	6	Nut #10-24 self locking
61	5560094	1	Coupler nut
62	5560222	28	Washer 3/8 hard flat ASTM-F436
63	5560341	2	Washer 1/4 star tooth lock
64	5560355	4	Washer metric M8 lock
65	5560356	12	Washer metric M10 lock
66	5560364	12	Washer metric M10 flat
67	5560375	16	Washer 1-1/2 OD x 7/16 ID x 1/8 inch thick
68	5560625	12	Capscrew metric M10-1.5 x 20mm long hex head
69	5569891	4	Capscrew metric M8-1.25 x 30mm long hex head
70	5569820	2	Rubber bumper
71	7620044	1	Engine, Kubota D905 diesel
72	7630084	1	Air breather
	7630739	1	Replacement element
73	7630180	4	Radiator cushion
74	7630208	4	Engine mount
75	7630232	1	Mounting band, air cleaner
76	7630342	1	Radiator hose
77	7630745	1	Air inlet hood
78	7630751	1	Air intake hose
79	7630754	1	Air filter service indicator

Engine mounting, Kubota dual fuel

item	part no	qty	description
	560352	1	Engine mounting, Kubota dual fuel
1	560724	1	Engine, Kubota DF750 dual/LP fuel - (see page 1-53 for parts breakdown)
2	7630227	1	Overflow reservoir
	8060277	1	Replacement reservoir cap
3	970049	4	Capscrew 1/4-20 x 1 inch long hex head grade 5
4	984069	4	Nut 1/4-20 hex
5	986019	2	Washer 1/4 medium flat
6	970419	8	Capscrew 3/8-16 x 1-1/4 inch long hex head grade 5
7	986299	8	Washer 3/8 medium flat
8	987119	8	Washer 3/8 medium lock
9	987099	8	Washer 1/4 medium lock
10	3040269	2	Insulator boot
11	300189	1	Battery cable
12	970029	10	Capscrew 1/4-20 x 3/4 inch long hex head grade 5
13	473098	1	Suction hose 1 inch diameter x 95 inch long
14	460036	2	Clamp
15	5090034	1	Hose guard x 36 inch long
16	560349	1	Lower control box, dual fuel
17	0152108	1	LP gas fuel hose
18	9940007	1	LP gas cylinder, liquid withdrawal 33.5 lb capacity
19	560287-99	1	Angle, slider
20	0090493	1	Decal, dual fuel instructions
21	5010011	1	Fuel hose 5/16 inch diameter x 48 inch long
22	5550028	1	Clamp
23	575214	1	1/2 inch hydraulic hose

F
E
D
C
B
A

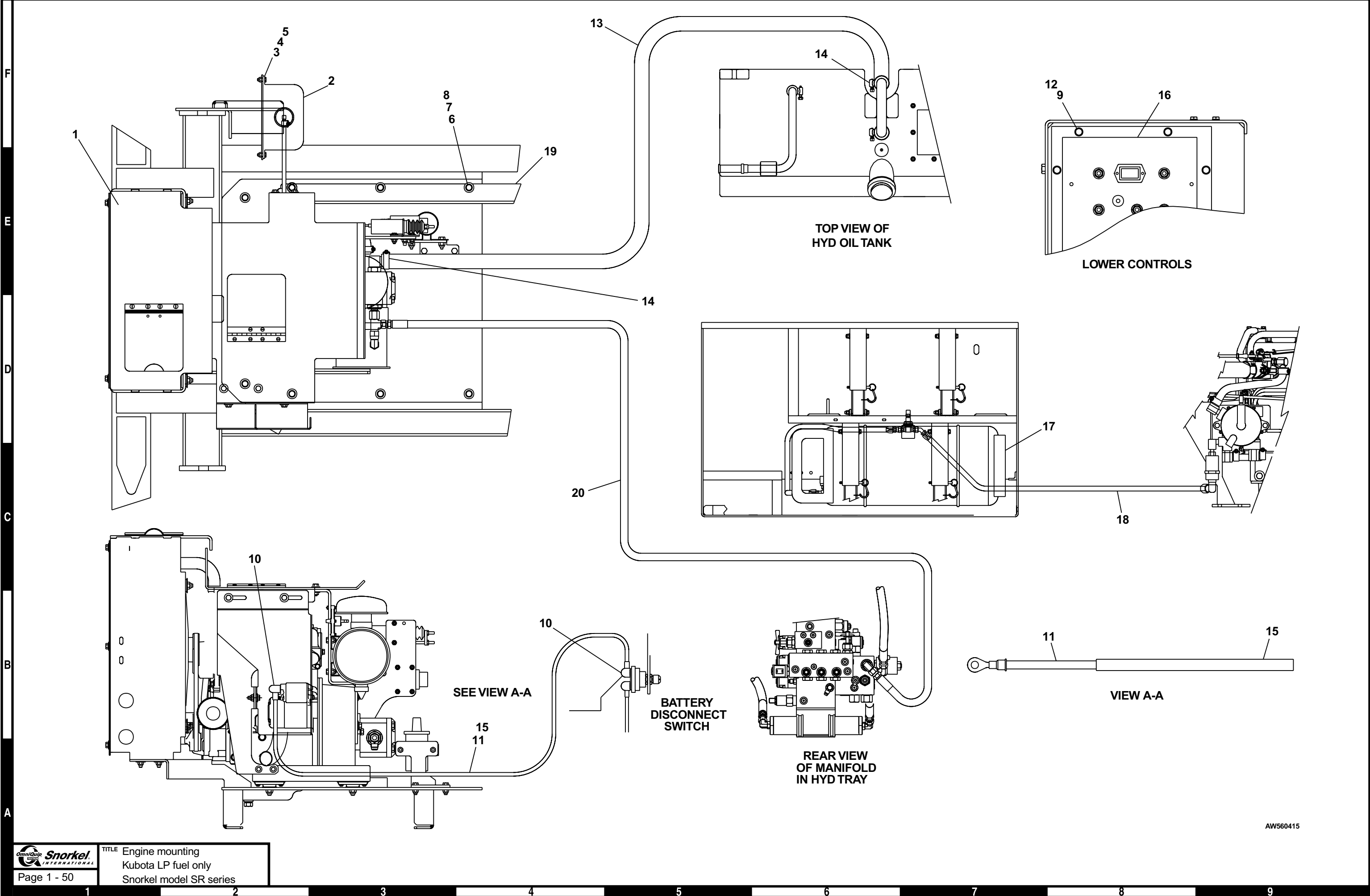


AW560352

TITLE Engine mounting
Kubota dual fuel
Snorkel model SR series



1 2 3 4 5 6 7 8 9



F
E
D
C
B
A

1 2 3 4 5 6 7 8 9

Engine mounting, Kubota LP fuel only

item	part no	qty	description
	560415	1	Engine mounting, Kubota LP fuel only
1	560724	1	Engine, Kubota DF750 dual/LP fuel - (see page 1-53 for parts breakdown)
2	7630227	1	Overflow reservoir
	8060277	1	Replacement reservoir cap
3	970049	2	Capscrew 1/4-20 x 1 inch long hex head grade 5
4	5560004	2	Nut 1/4-20 self locking
5	986019	2	Washer 1/4 medium flat
6	970419	8	Capscrew 3/8-16 x 1-1/4 inch long hex head grade 5
7	986299	8	Washer 3/8 medium flat
8	987119	8	Washer 3/8 medium lock
9	987099	8	Washer 1/4 medium lock
10	3040269	2	Insulator boot
11	300189	1	Battery cable
12	970029	10	Capscrew 1/4-20 x 3/4 inch long hex head grade 5
13	473098	1	Suction hose 1 inch diameter x 95 inch long
14	460036	2	Clamp
15	5090034	1	Hose guard x 36 inch long
16	560350	1	Lower control box, LP fuel only
17	9940007	1	LP gas cylinder, liquid withdrawal 33.5 lb capacity
18	0152018	1	LP gas fuel hose
19	560287-99	1	Angle, slider
20	575214	1	1/2 inch hydraulic hose

Engine, Kubota DF750 dual/LP fuel

item	part no	qty	description
	560724	1	Engine, Kubota DF750 dual/LP fuel
1	560309-99	1	Engine frame
2	7620057	1	Engine, Kubota DF750-LP96 gasoline
3	560087-99	1	Solenoid mount
4	560211	1	Pump housing, fixed
5	560157-99	1	Motor mount, upper
6	560277-99	1	Riser, engine mount
7	560318-99	1	Outer bracket
8	562056-79	1	Gear pump
	8190287	1	Seal repair kit, Sundstrand pump
	8160438	1	Seal repair kit, Parker pump
9	560161-99	1	Engine cover
10	560432-99	1	Radiator grille
11	560421-99	1	Radiator support
12	560572	1	Radiator
13	0153018	1	Hose
14	0153019	1	Air inlet adapter
15	0160878	1	Radiator hose, lower
16	0080541-99	1	Bar
17	0160832	1	Choke rod
18	0160833	1	Throttle rod
19	2650001	1	Swivel, in-line
20	2690004	2	Rod end
21	3040063	1	Solenoid
22	3040174	1	Solenoid
23	5560094	1	Coupler nut
24	7630208	3	Engine mount
25	560427-99	1	Radiator base
26	560324	2	Spacer, door
27	569256	1	Muffler
28	7630339	1	Air breather
29	970529	4	Capscrew 3/8-16 x 2-1/2 inch long hex head grade 5
30	7630748	1	Clamp
31	7630342	1	Radiator hose
32	560733	1	Wire harness, Kubota engine
33	0070548	2	Door spring
34	7630180	4	Radiator cushion
35	5569820	4	Rubber bumper
36	5560179	14	Washer, snubbing
37	3040467	1	Return spring
38	3040453	1	Insulator boot
39	569257	1	Heat shield, muffler
40	560559-99	1	Bracket, coil mounting
41	560155-99	1	Cowling support
42	0162787	1	Dual fuel regulator kit
43	569261	1	Cowling support
44	5070009	1	Diagnostic nipple
45	5550030	2	Clamp
46	5550020	6	Clamp
47	7630244	1	Air inlet hood
48	5036706	1	Swivel nut run tee
49	560772	1	Dual fuel fitting kit
50	5090024	1	Vacuum fitting 1/8 NPT brass straight
51	5560301	6	Speed nut 3/8-16
52	560159	1	Elbow 90° beaded
53	5560625	11	Capscrew metric M10-1.5 x 20mm long hex head
54	5560356	11	Washer metric M10 lock
			Parts list continued on next page

Engine, Kubota DF750 dual/LP fuel

item	part no	qty	description
55	986299	34	Washer 3/8 medium flat
56	970419	7	Capscrew 3/8-16 x 1-1/4 inch long hex head grade 5
57	5560033	19	Nut 3/8-16 self locking
58	987119	12	Washer 3/8 medium lock
59	970699	2	Capscrew 7/16-14 x 1-1/2 inch long hex head grade 5
60	986179	2	Washer 7/16 medium flat
61	987129	2	Washer 7/16 medium lock
62	5560247	3	Capscrew 3/8-16 x 2-1/2 inch long hex head grade 5
63	970449	2	Capscrew 3/8-16 x 3/4 inch long hex head grade 5
64	5560031	10	Nut 5/16-18 self locking
65	970259	16	Capscrew 5/16-18 x 1 inch long hex head grade 5
66	986269	14	Washer 5/16 medium flat
67	987109	12	Washer 5/16 medium lock
68	0153020	1	Hose, 3 inch long
69	970049	9	Capscrew 1/4-20 x 1 inch long hex head grade 5
70	5560004	15	Nut 1/4-20 self locking
71	984329	9	Nut 1/4-20 hex jam
72	560729-99	1	Regulator mount
73	5093001	4	Clamp
74	5037006	1	Swivel nut 90° elbow
75	5065710	1	Straight thread adapter
76	3040082	1	Terminal .250 tab male slip-on fully insulated 16/14 wire
77	7630006	1	Air cleaner service indicator
78	Kit item	1	Street 90° elbow, 1/4 inch NPT
79	0161184-89	2	Roller spacer
80	970159	2	Capscrew 1/4-20 x 3-1/2 inch long hex head grade 5
81	970469	6	Capscrew 3/8-16 x 1 inch long hex head grade 5
82	Kit item	1	3/8 inch hydraulic tube
83	Kit item	1	Filter lock
84	5010005	1	Hose 3/8 inch diameter x 48 inch long
85	5010012	1	Radiator overflow hose 5/16 inch diameter x 60 inch long
86	5010007	1	Vacuum hose, 3/16 inch diameter x 24 inch long
87	5550006	4	Clamp
88	0070700	1	Battery wire
89	0072104	1	Jumper wire
90	986019	6	Washer 1/4 medium flat
91	5560648	8	Machine screw #10-24 x 3/4 inch long truss head
92	5560034	8	Nut #10-24 self locking
93	560146-99	2	Door
94	970449	6	Capscrew 3/8-16 x 3/4 inch long hex head grade 5
95	5063803	1	Hex plug
96	574904	1	Straight thread adapter
97	574914	1	3/8 inch hydraulic hose
98	Kit item	1	LP gas fuel hose
99	560745-99	1	Spacer plate
100	970059	4	Capscrew 1/4-20 x 1-1/2 inch long hex head grade 5
101	5550010	2	Clamp
102	0152108	1	LP gas fuel hose
103	986019	1	Washer 1/4 medium flat
104	0162846-99	1	Angle, choke lever
105	5560341	1	Washer 1/4 star tooth lock
106	560762-99	1	Angle, air cleaner mount
107	3044160	1	Terminal #10 stud insulated 16/14 wire
108	560531	1	Engine dip stick - (included with engine)

F

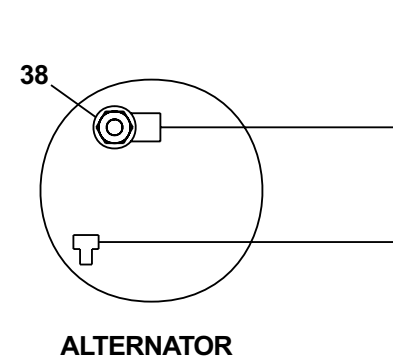
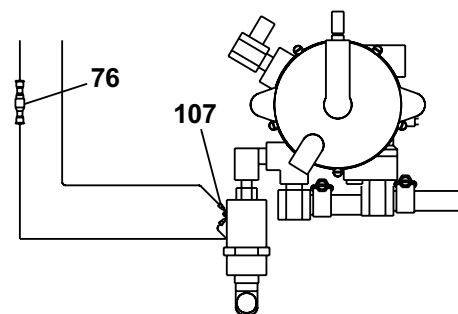
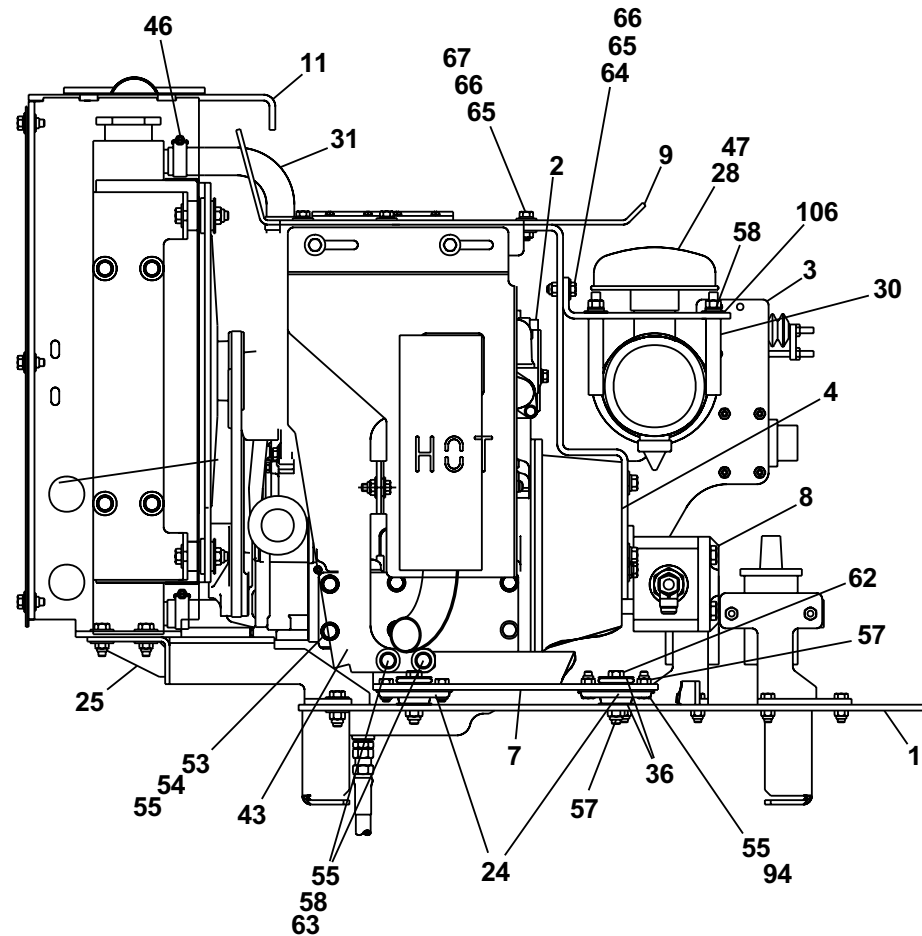
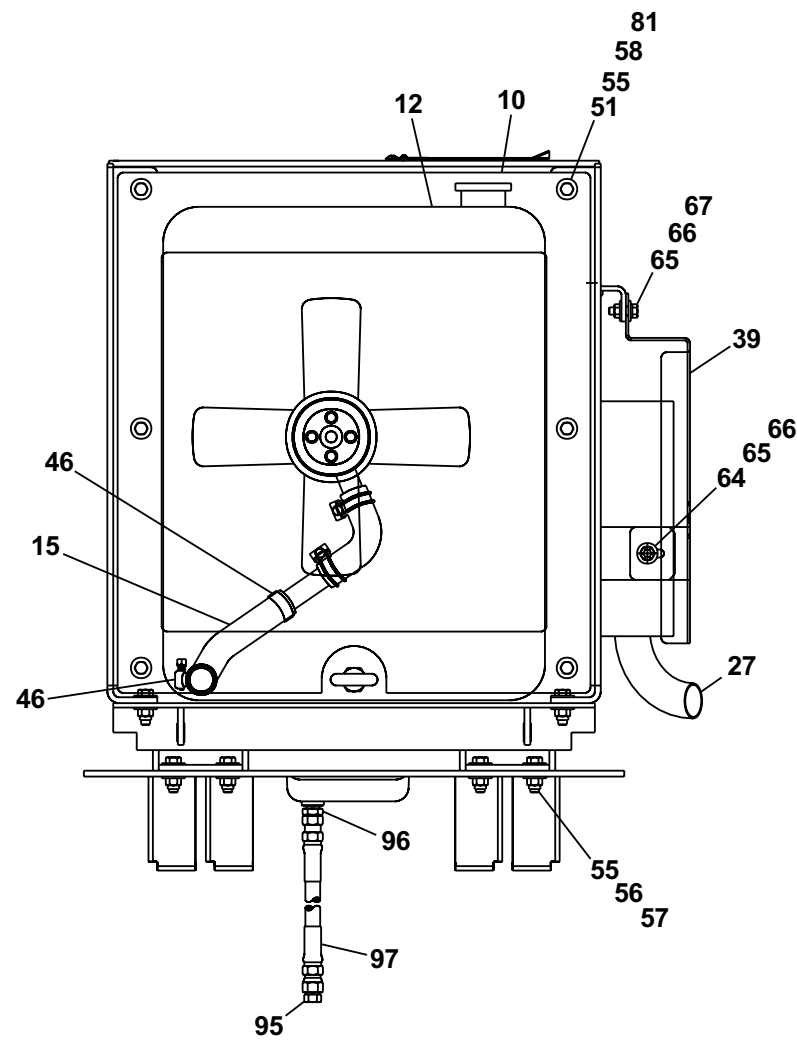
E

D

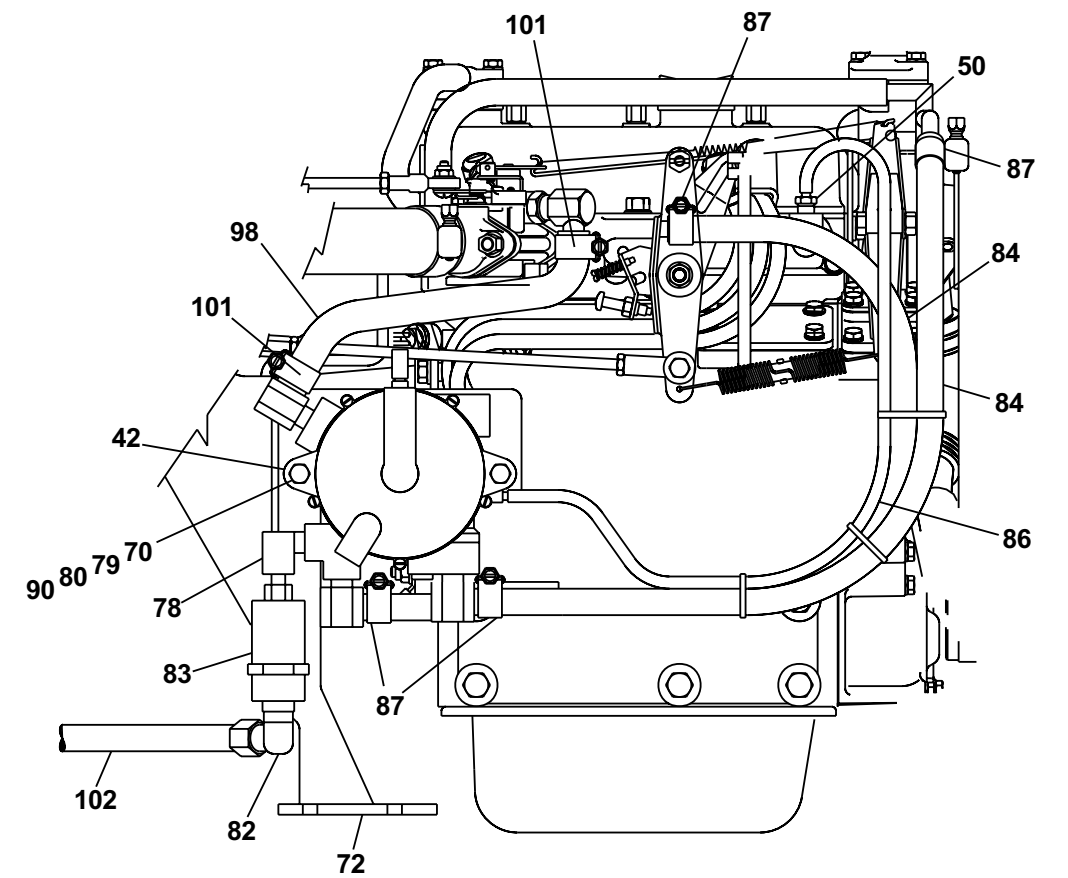
C

B

A



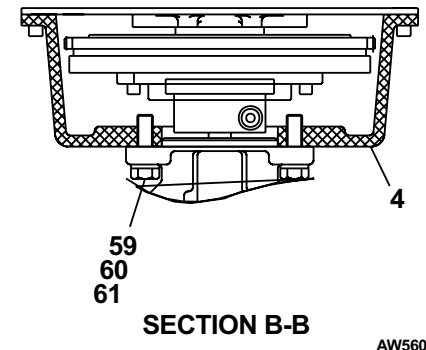
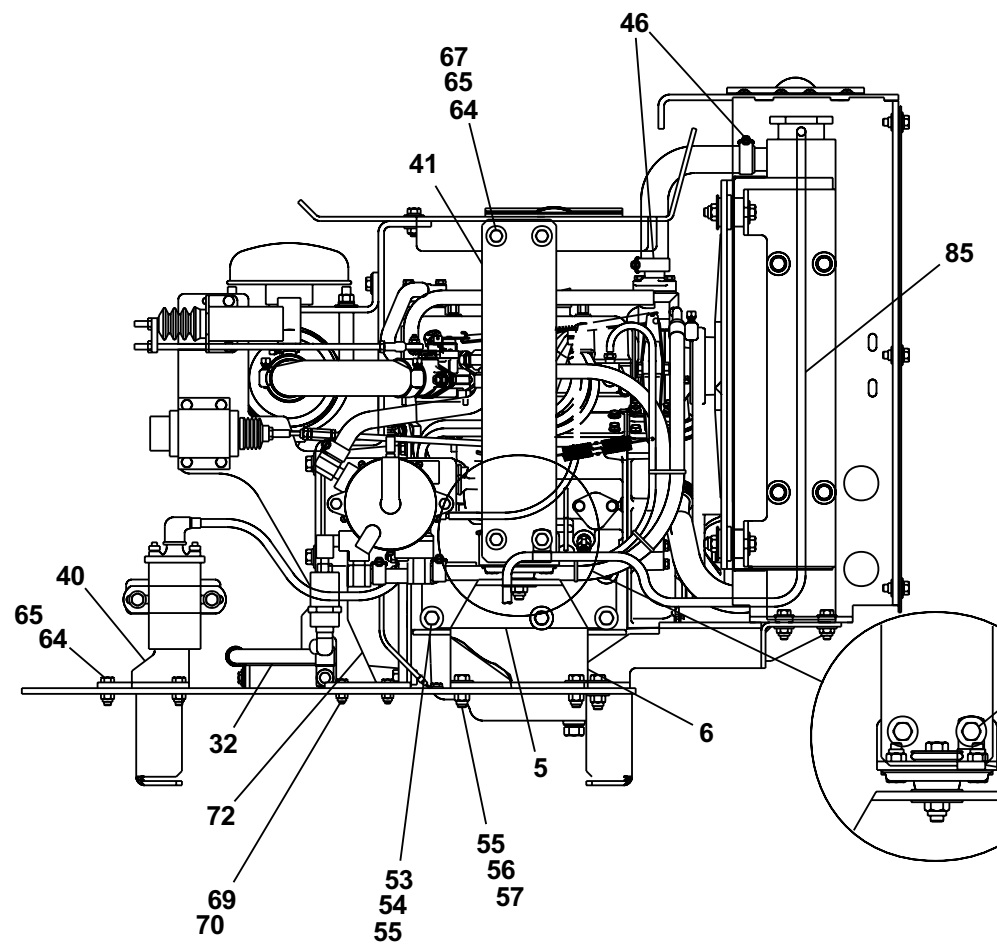
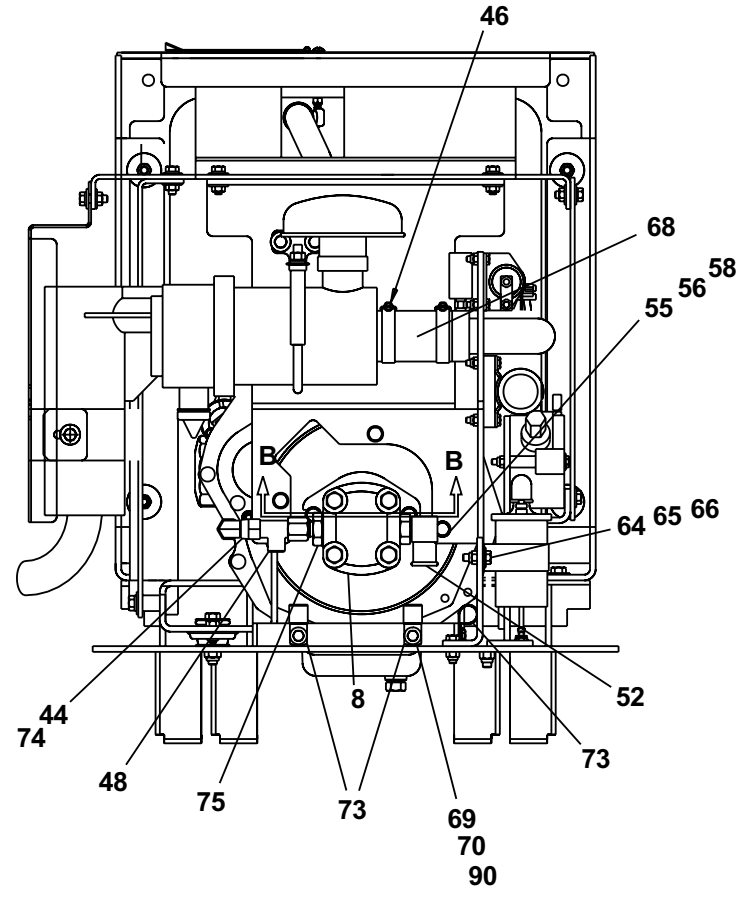
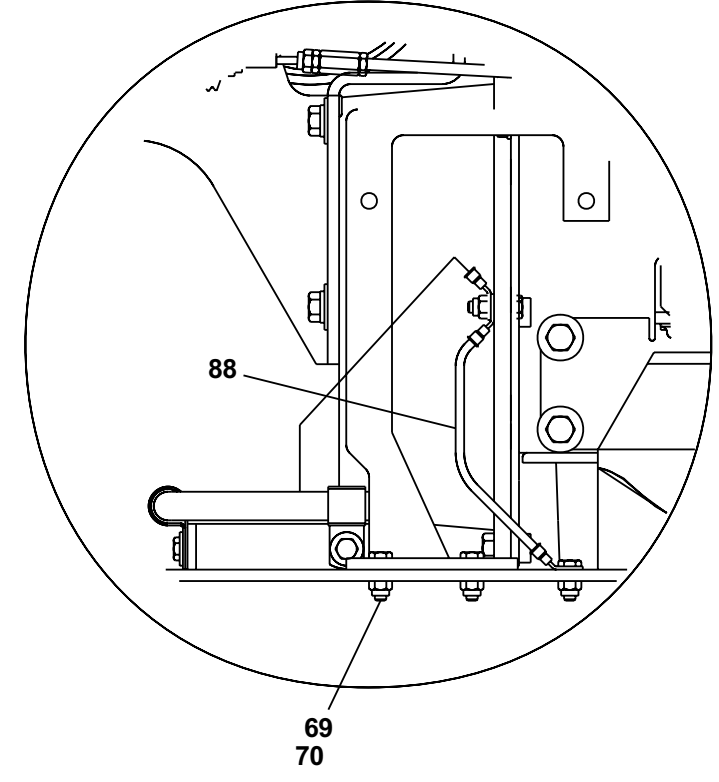
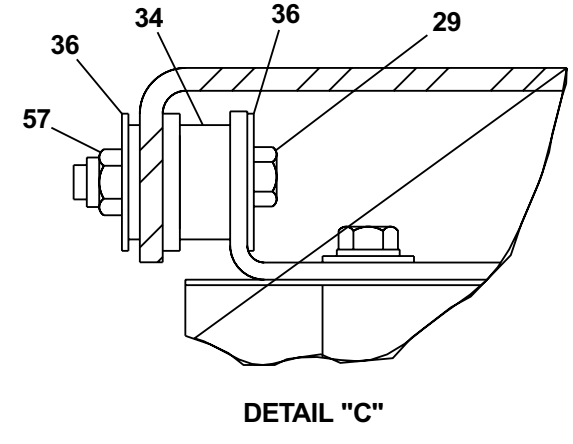
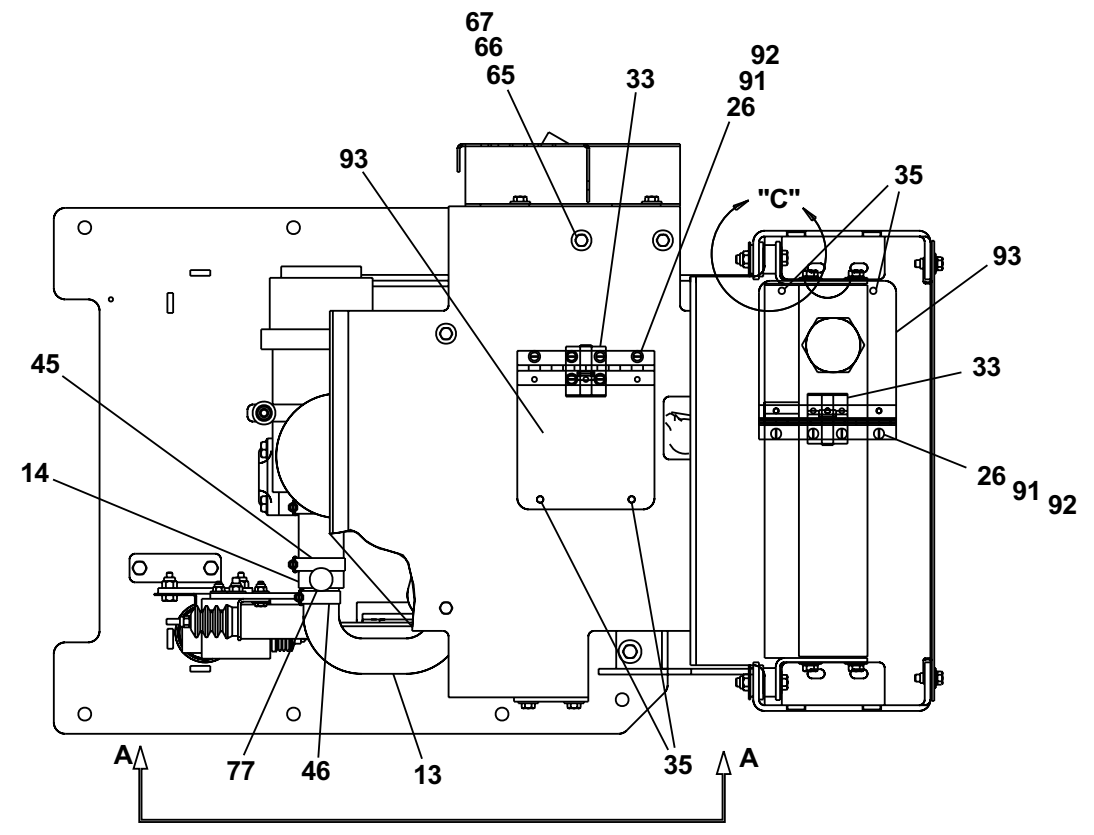
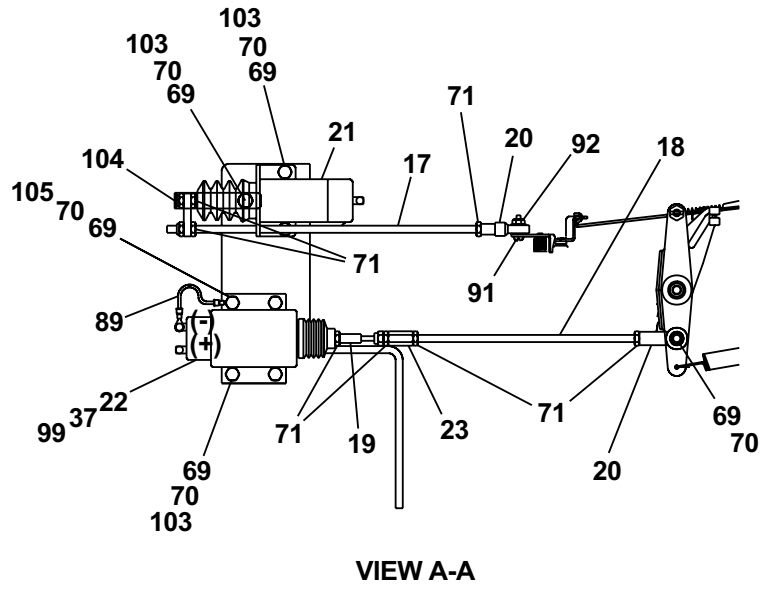
ALTERNATOR



REGULATOR AND COMPONENTS

AW560724-1

F
E
D
C
B
A



AW560724-2

Outrigger mounting

item	part no	qty	description
1	560526	1	Outriggers, standard pads - (see page 1-62 for parts breakdown)
	560529	1	Outriggers, swivel pads - (see page 1-64 for parts breakdown)
2	560196	1	Outrigger module - (see page 1-61 for parts breakdown)
3	3020016	4	Switch, toggle
4	560246	1	Wire harness, outriggers
5	25560299	1	Trim lock 3/4 inch x 6 inch long
6	9980005	6	Cable tie
7	572904	1	1/2 inch hydraulic hose
8	574414	4	1/4 inch hydraulic hose
9	458026	4	Clamp
10	978629	6	Capscrew 1/4-20 x 1/2 inch long self tapping type B
11	572924	1	1/2 inch hydraulic hose
12	610224	1	3/8 inch hydraulic hose
13	5063907	1	Fitting nut
14	574404	4	1/4 inch hydraulic hose
15	475496	2	Clamp
16	5063906	2	Fitting nut
17	254656	1	Level indicator
18	574424	1	3/8 inch hydraulic hose
19	574434	1	1/4 inch hydraulic hose
20	6082204	1	3/8 inch hydraulic hose
21	574254	2	Outrigger enclosure channel
22	574264	1	Outrigger enclosure support angle
23	574294	1	Outrigger enclosure cover
24	970469	2	Capscrew 3/8-16 x 1 inch long hex head grade 5
25	5560033	6	Nut 3/8-16 self locking
26	970639	4	Capscrew 3/8-16 x 8 inch long hex head grade 5
27	986039	4	Washer 3/8 wide flat
28	970029	4	Capscrew 1/4-20 x 3/4 inch long hex head grade 5
29	987099	4	Washer 1/4 medium lock
30	5064003	1	Tube end reducer
31	5064004	1	Tube end reducer

F

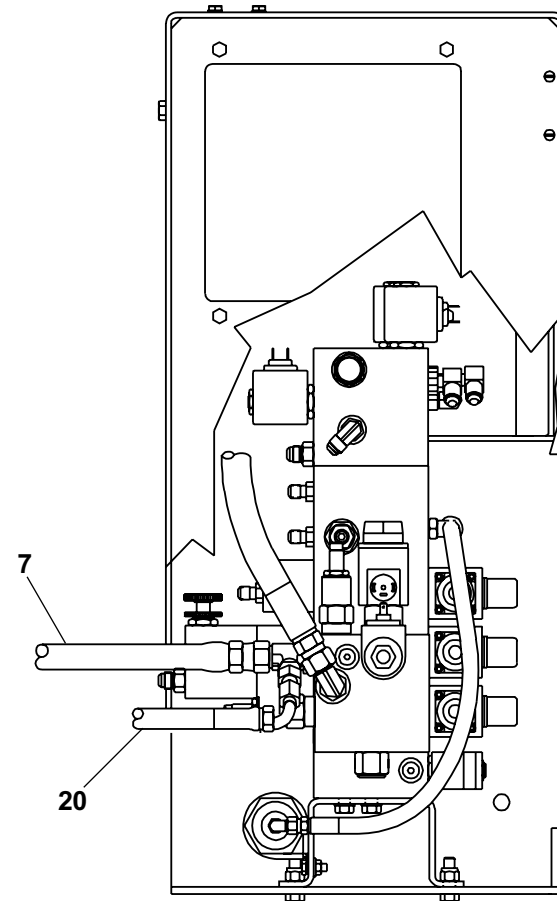
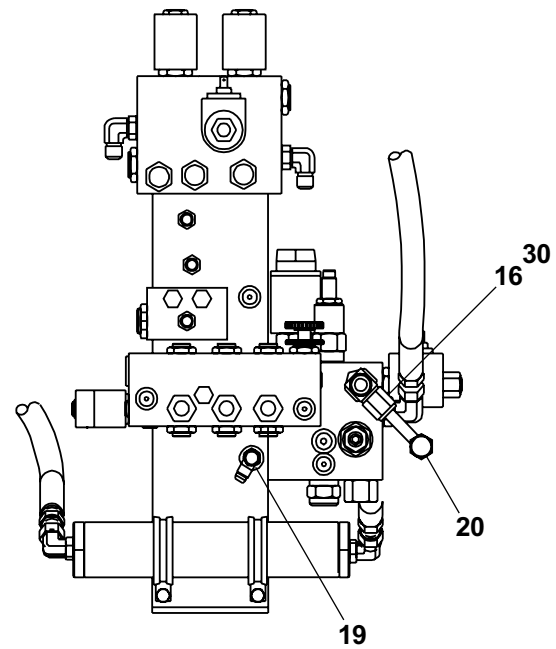
E

D

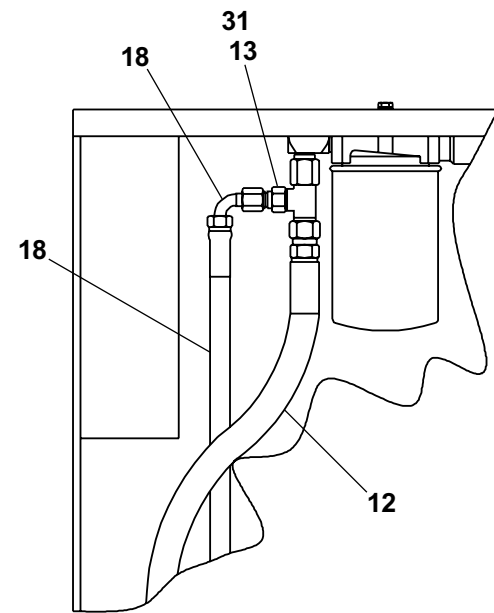
C

B

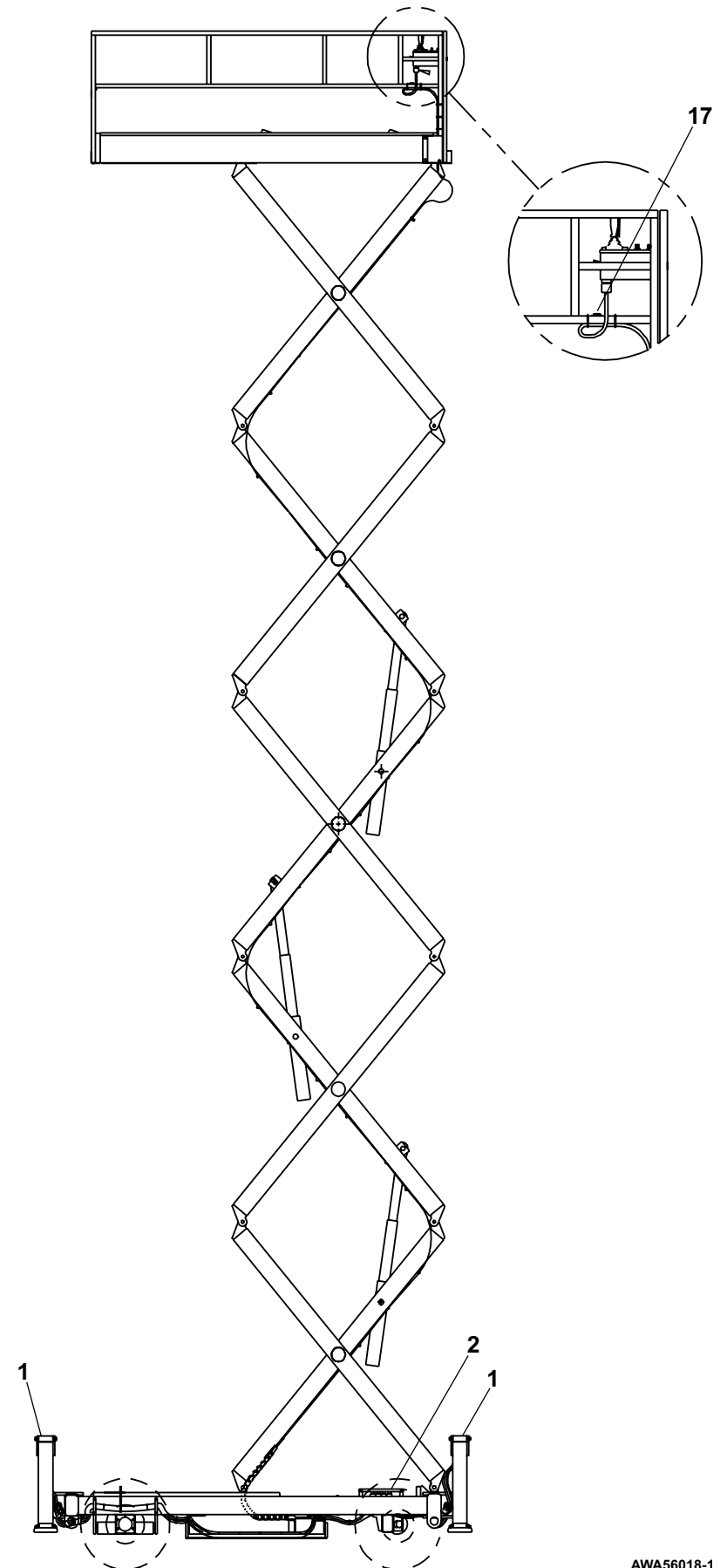
A



Hydraulic tray detail



Main electrical panel and hydraulic oil filter



AWA56018-1

1

2

3

4

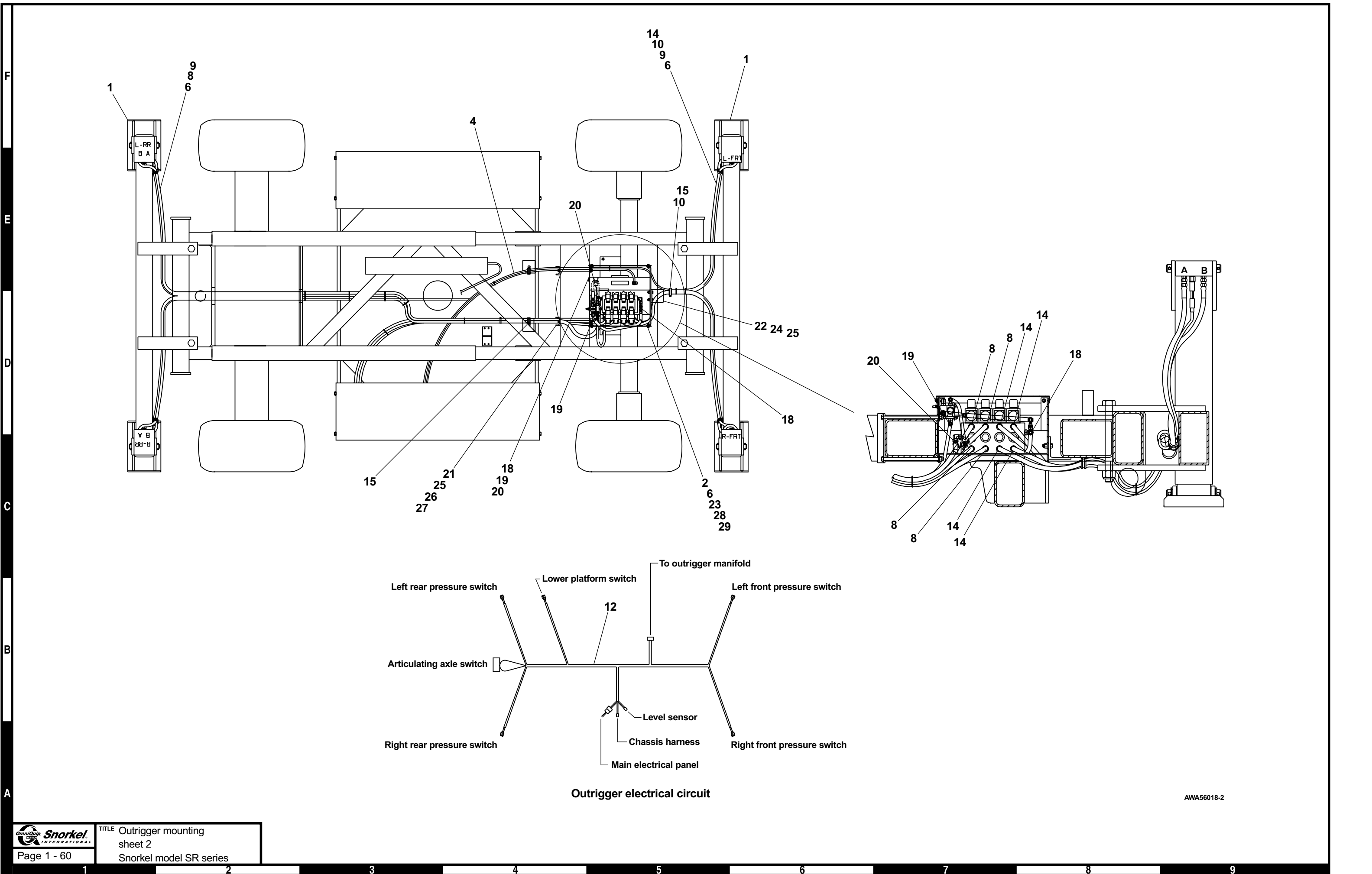
5

6

7

8

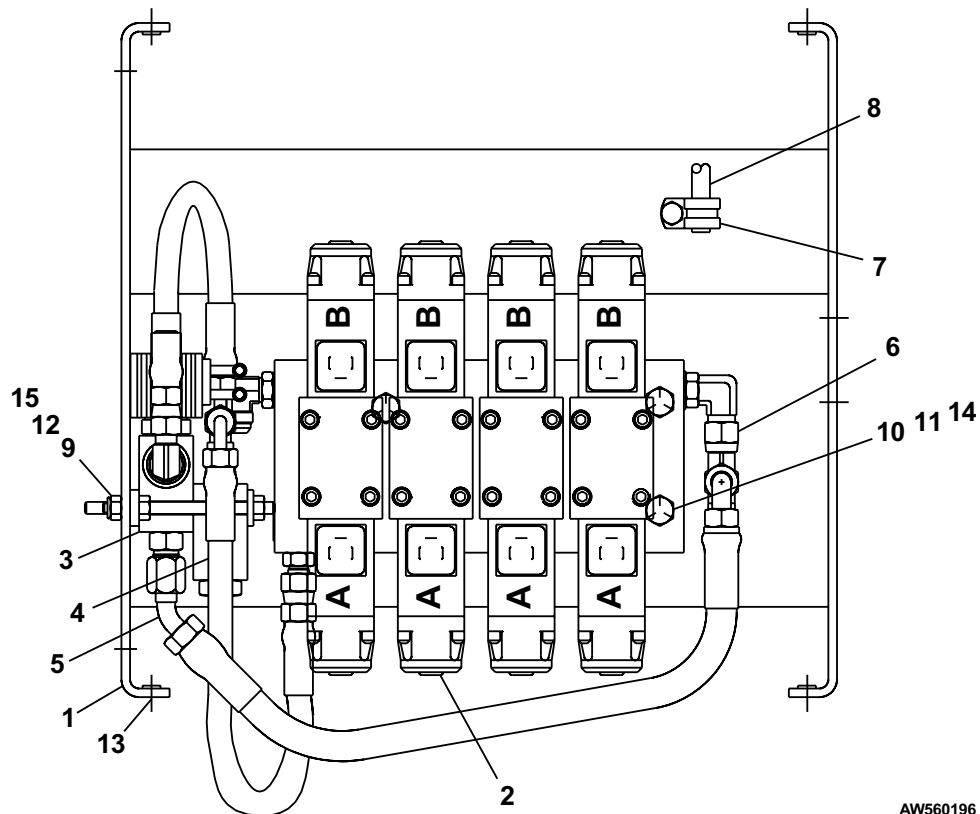
9



TITLE Outrigger mounting
sheet 2
Snorkel model SR series

Outrigger module

item	part no	qty	description
	560196	1	Outrigger module
1	574314	1	Outrigger enclosure
2	562417	1	Manifold valve, outriggers - (see page 2-20 for parts breakdown)
3	575924	1	Manifold valve, outrigger pilot vent - (see page 2-21 for parts breakdown)
4	575594	1	1/4 inch hydraulic hose
5	575974	1	3/8 inch hydraulic hose
6	5036705	1	Swivel nut run tee
7	452476	1	Clamp
8	560283	1	Outrigger harness wire kit
9	970029	2	Capscrew 1/4-20 x 3/4 inch long hex head grade 5
10	970449	3	Capscrew 3/8-16 x 3/4 inch long hex head grade 5
11	986299	3	Washer 3/8 medium flat
12	970159	1	Capscrew 1/4-20 x 3-1/2 inch long hex head grade 5
13	984529	5	Nut sert 1/4-20
14	987119	3	Washer 3/8 medium lock
15	5560004	2	Nut 1/4-20 self locking

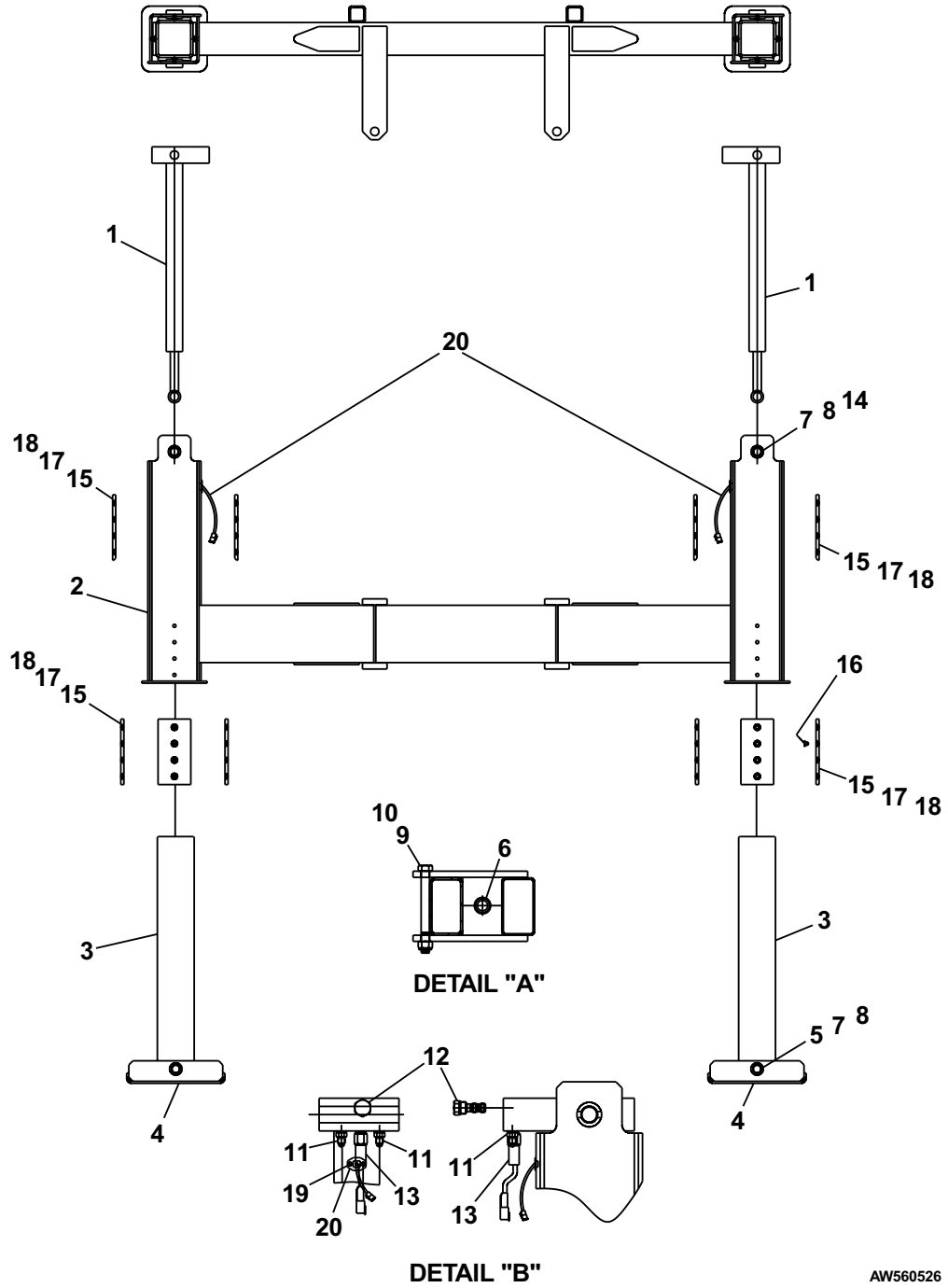


AW560196

Outriggers, standard pads

item	part no	qty	description
	560526	1	Outriggers, standard pads
1	569280	2	Outrigger cylinder - (see page 2-10 for parts breakdown)
2	560518-99	1	Outrigger mounting tube
3	575564	2	Outrigger inner tube
4	570254	2	Outrigger pad
5	570104	2	Outrigger pin
6	562006	2	Grommet
7	989599	8	Roll pin 3/8 inch diameter x 1-1/2 inch long
8	986619	8	Machine bushing 1-1/2 inch OD x 1 inch ID x 14 gauge thick
9	970379	2	Capscrew 1-8 x 10 inch long hex head grade 5
10	5560043	2	Nut 1-8 self locking
11	5065703	4	Straight thread adapter
12	615026	2	Check valve cartridge
13	3020129	2	Pressure switch
14	579500	2	Outrigger pin
15	579513	12	Slide pad
16	5560679	48	Capscrew 3/8-16 x 5/8 inch long socket flat head
17	579515	12	Slide pad shim, .090 inch thick
18	579517	12	Slide pad shim, .063 inch thick
19	5569948	2	Capscrew 1/4-20 x 1/4 inch long hex head stainless steel self tapping
20	560280	2	Proximity switch

Outriggers, standard pads

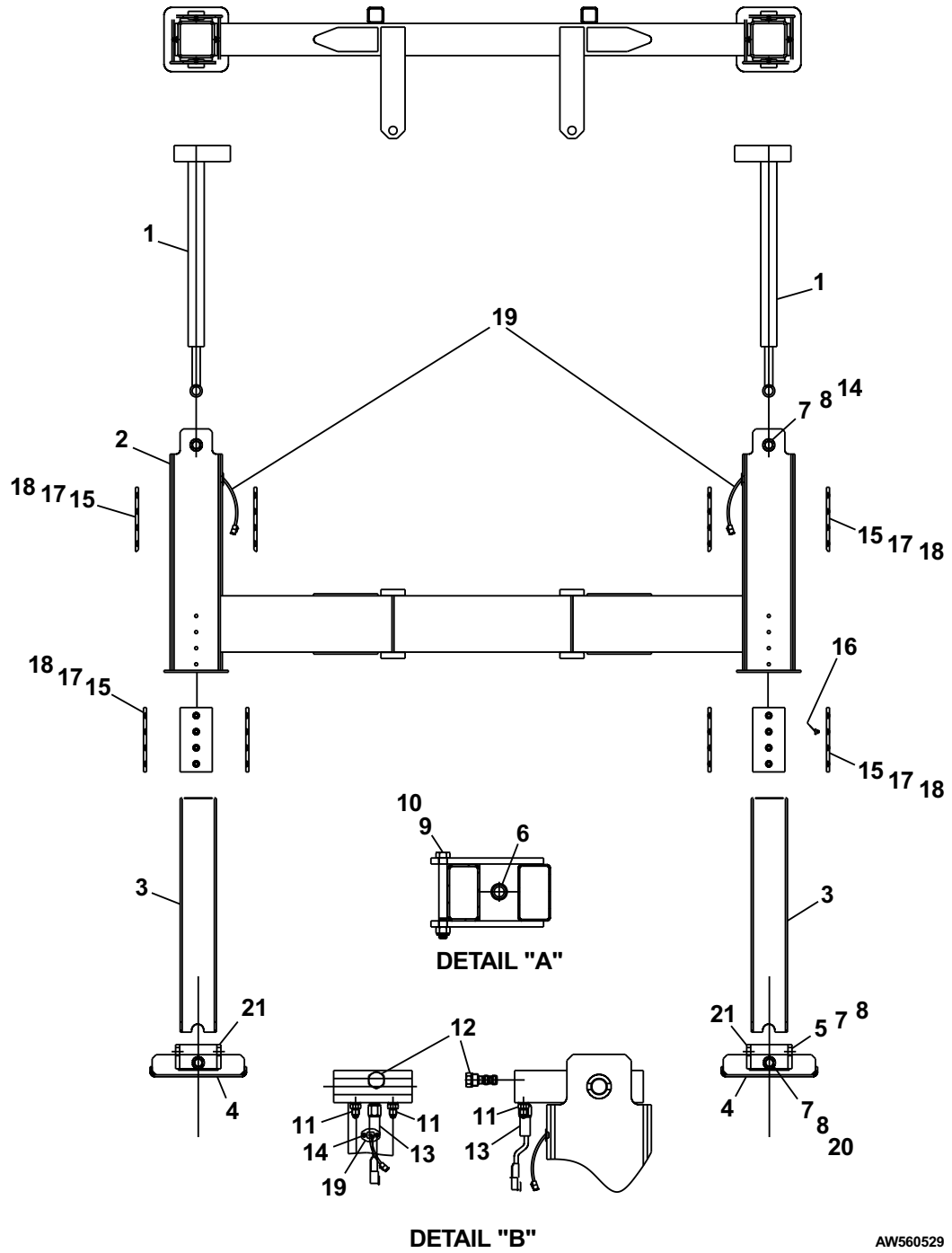


AW560526

Outriggers, swivel pads

item	part no	qty	description
	560529	1	Outriggers, swivel pads
1	569280	2	Outrigger cylinder - (see page 2-10 for parts breakdown)
2	560518-99	1	Outrigger mounting tube
3	575564	2	Outrigger inner tube
4	575544	2	Outrigger swivel pad
5	570104	2	Outrigger pin
6	562006	2	Grommet
7	989599	12	Roll pin 3/8 inch diameter x 1-1/2 inch long
8	986619	12	Machine bushing 1-1/2 inch OD x 1 inch ID x 14 gauge thick
9	970379	2	Capscrew 1-8 x 10 inch long hex head grade 5
10	5560043	2	Nut 1-8 self locking
11	5065703	4	Straight thread adapter
12	615026	2	Check valve cartridge
13	3020129	2	Pressure switch
14	5569948	2	Capscrew 1/4-20 x 1/4 inch long hex head stainless steel self tapping
15	579513	12	Slide pad
16	5560679	48	Capscrew 3/8-16 x 5/8 inch long socket flat head
17	579515	12	Slide pad shim, .090 inch thick
18	579517	12	Slide pad shim, .063 inch thick
19	560280	2	Proximity switch
20	575554	2	Outrigger pin
21	575534	2	Swivel outrigger

Outriggers, swivel pads

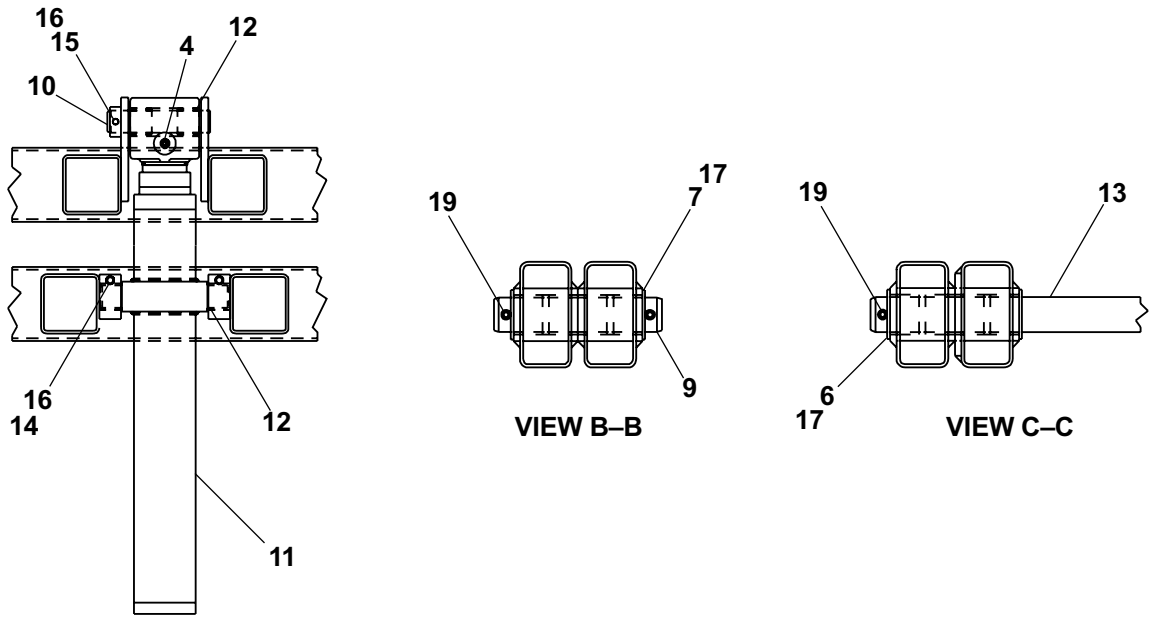


AW560529

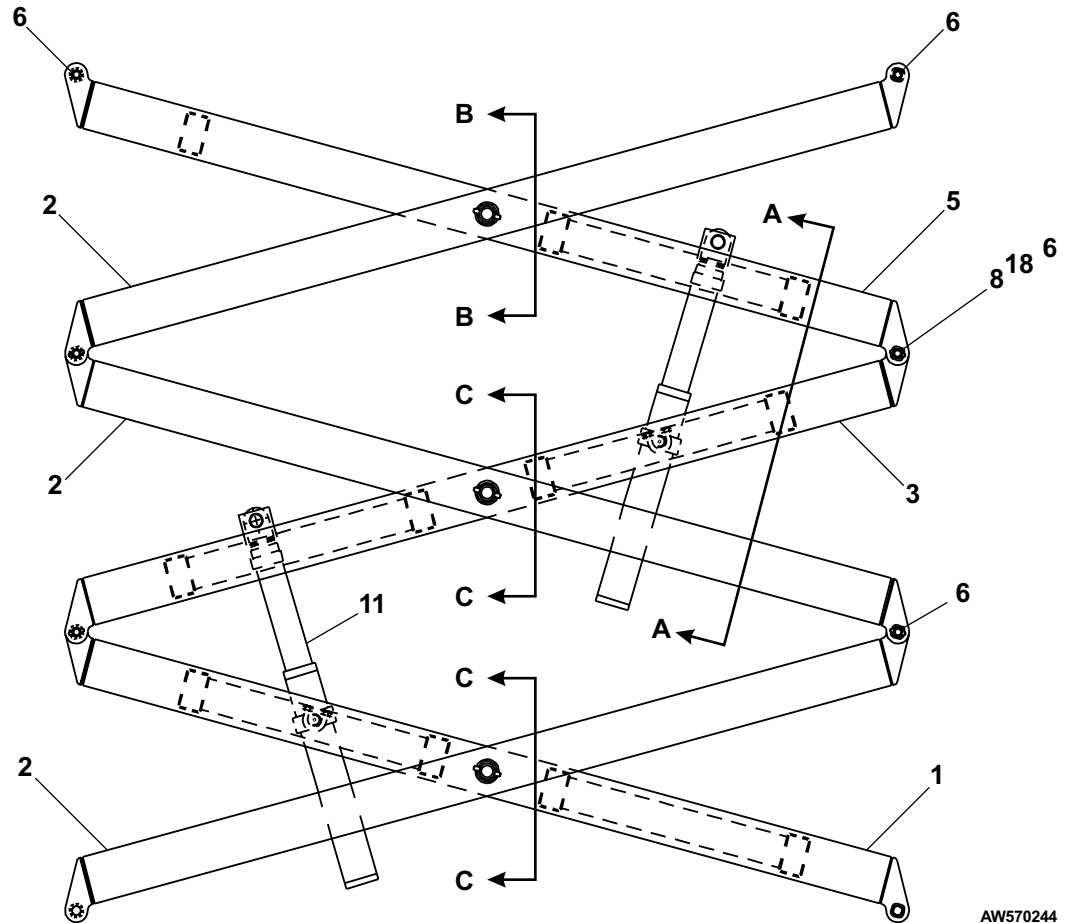
Scissor arm stack SR2584

item	part no	qty	description
	570244-89	1	Scissor arm stack SR2584
1	570004	1	1st inner arm
2	570014	6	Basic arm
3	571854	1	2nd inner arm
4	5035705	2	Straight thread 45° elbow
5	570224	1	Platform inner arm
6	561196	12	Bearing
7	561116	24	Bearing
8	570284	8	Pin
9	570084	2	Center pin
10	570074	2	Cylinder pin
11	561056-89	2	Cylinder, lift (see page 2-8 for GBI cylinder) (see page 2-9 for Prince cylinder)
12	561126	8	Bearing
13	570844	2	Center pin
14	970579	4	Capscrew 3/8-16 x 3-3/4 inch long hex head grade 5
15	5560247	2	Capscrew 3/8-16 x 2-1/2 inch long hex head grade 5
16	5560033	6	Nut 3/8-16 self locking
17	561596	8	Center pin washer
18	5560637	16	Roll pin 3/8 inch diameter x 1-3/4 inch long
19	989589	8	Roll pin 1/2 inch diameter x 2-1/2 inch long

Scissor arm stack SR2584



VIEW A-A

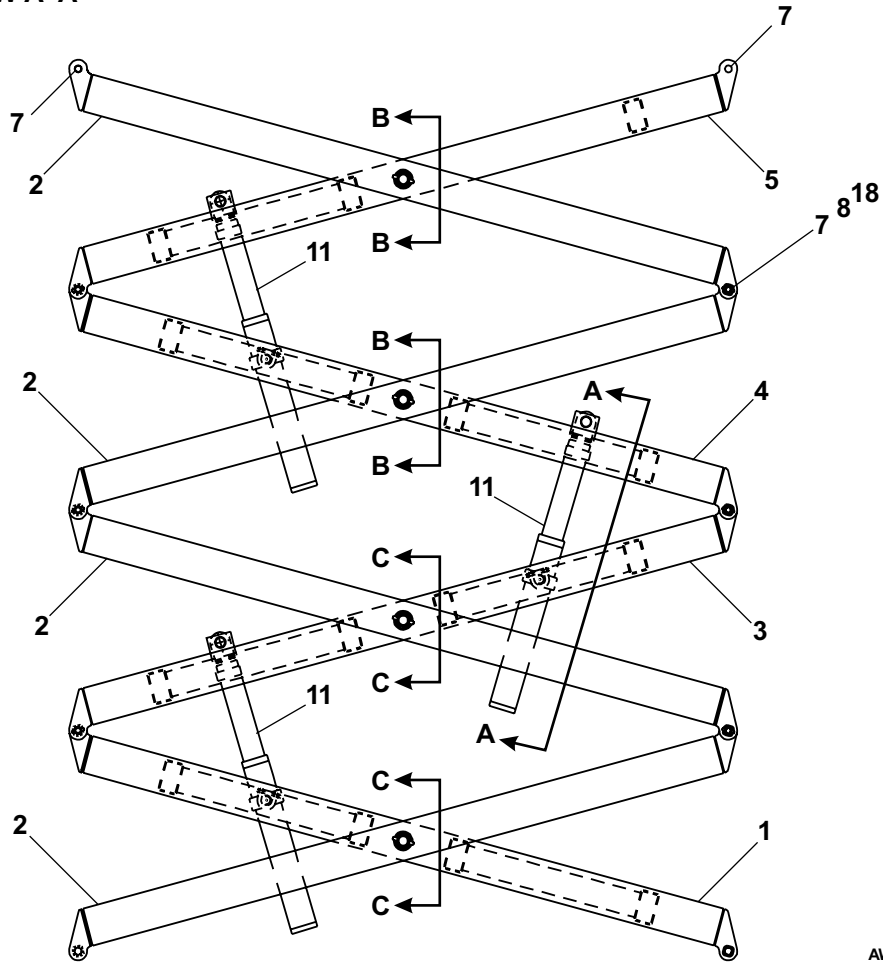
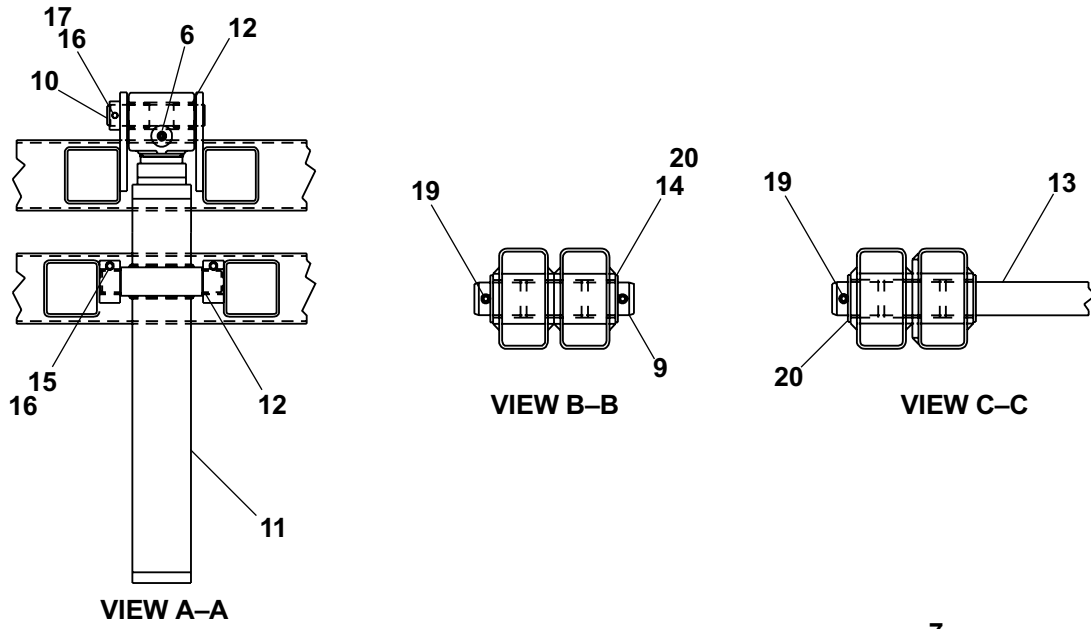


AW570244

Scissor arm stack SR3284

item	part no	qty	description
	571744-89	1	Scissor arm stack SR3284
1	570004	1	1st inner arm
2	570014	8	Basic arm
3	571854	1	2nd inner arm
4	570214	1	3rd inner arm
5	570224	1	Platform inner arm
6	5035703	3	Straight thread 45° elbow
7	561196	16	Bearing
8	570284	12	Pin
9	570084	4	Center pin
10	570074	3	Cylinder pin
11	561056-89	3	Cylinder, lift (see page 2-8 for GBI cylinder) (see page 2-9 for Prince cylinder)
12	561126	12	Bearing
13	570844	2	Center pin
14	561116	32	Bearing
15	970579	6	Capscrew 3/8-16 x 3-3/4 inch long hex head grade 5
16	5560033	9	Nut 3/8-16 self locking
17	970529	3	Capscrew 3/8-16 x 2-1/2 inch long hex head grade 5
18	5560637	24	Roll pin 3/8 inch diameter x 1-3/4 inch long
19	989589	12	Roll pin 1/2 inch diameter x 2-1/2 inch long
20	561596	12	Center pin washer

Scissor arm stack SR3284

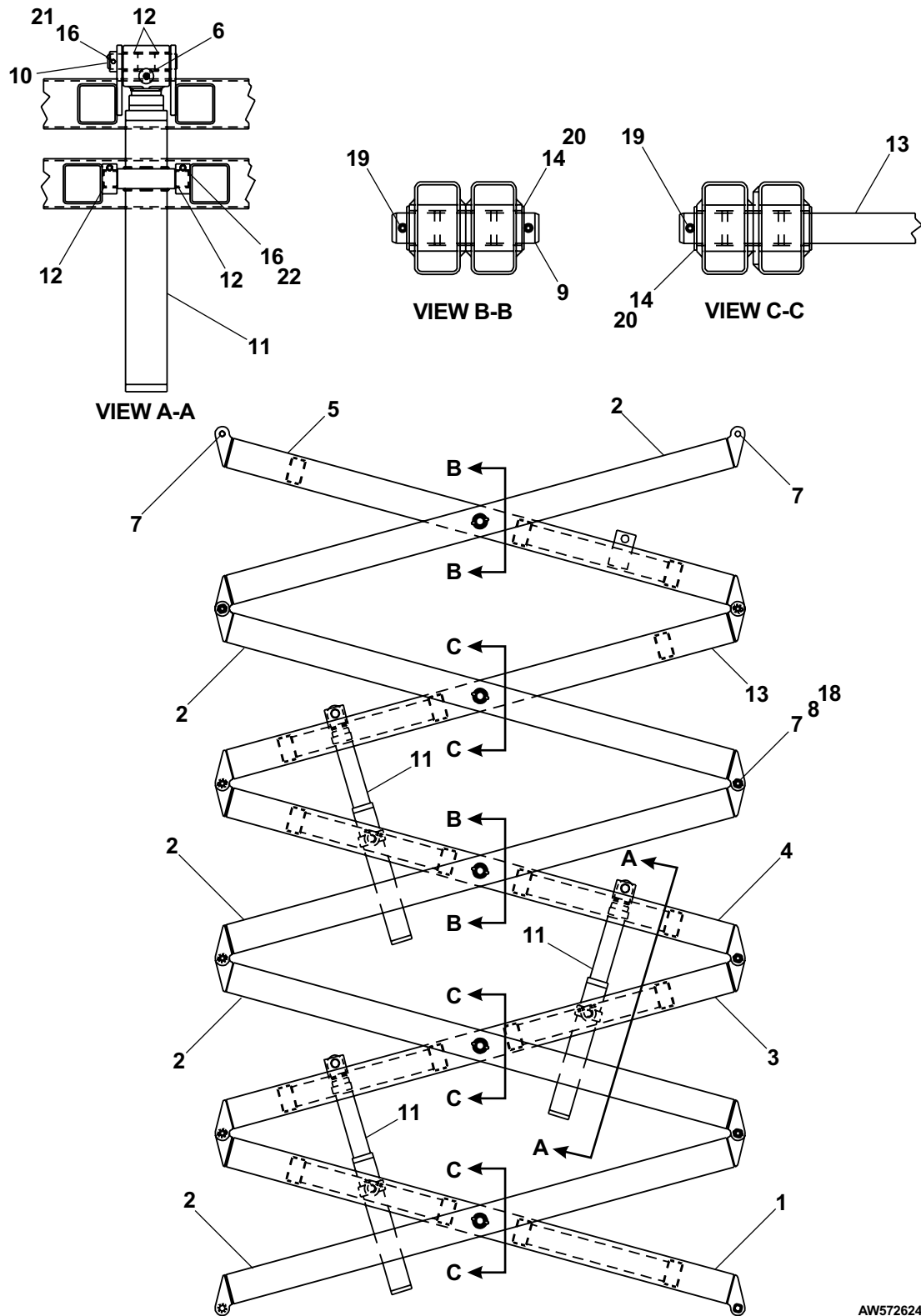


AW571744

Scissor arm stack SR4084

item	part no	qty	description
	572624-89	1	Scissor arm stack SR4084
1	570004	1	1st inner arm
2	570014	10	Basic arm
3	571854	1	2nd inner arm
4	570214	1	3rd inner arm
5	570224	1	Platform inner arm
6	5035705	3	Straight thread 45° elbow
7	561196	20	Bearing
8	570284	16	Pin
9	570084	4	Center pin
10	570074	3	Cylinder pin
11	561056-89	3	Cylinder, lift (see page 2-8 for GBI cylinder) (see page 2-9 for Prince cylinder)
12	561126	12	Bearing
13	570884	3	Center pin
14	561116	40	Bearing
15	570714	1	4th inner arm
16	5560033	9	Nut 3/8-16 self locking
17	986299	2	Washer 3/8 medium flat
18	5560637	32	Roll pin 3/8 inch diameter x 1-3/4 inch long
19	989589	14	Roll pin 1/2 inch diameter x 2-1/2 inch long
20	561596	14	Center pin washer
21	970529	3	Capscrew 3/8-16 x 2-1/2 inch long hex head grade 5
22	970579	6	Capscrew 3/8-16 x 3-3/4 inch long hex head grade 5

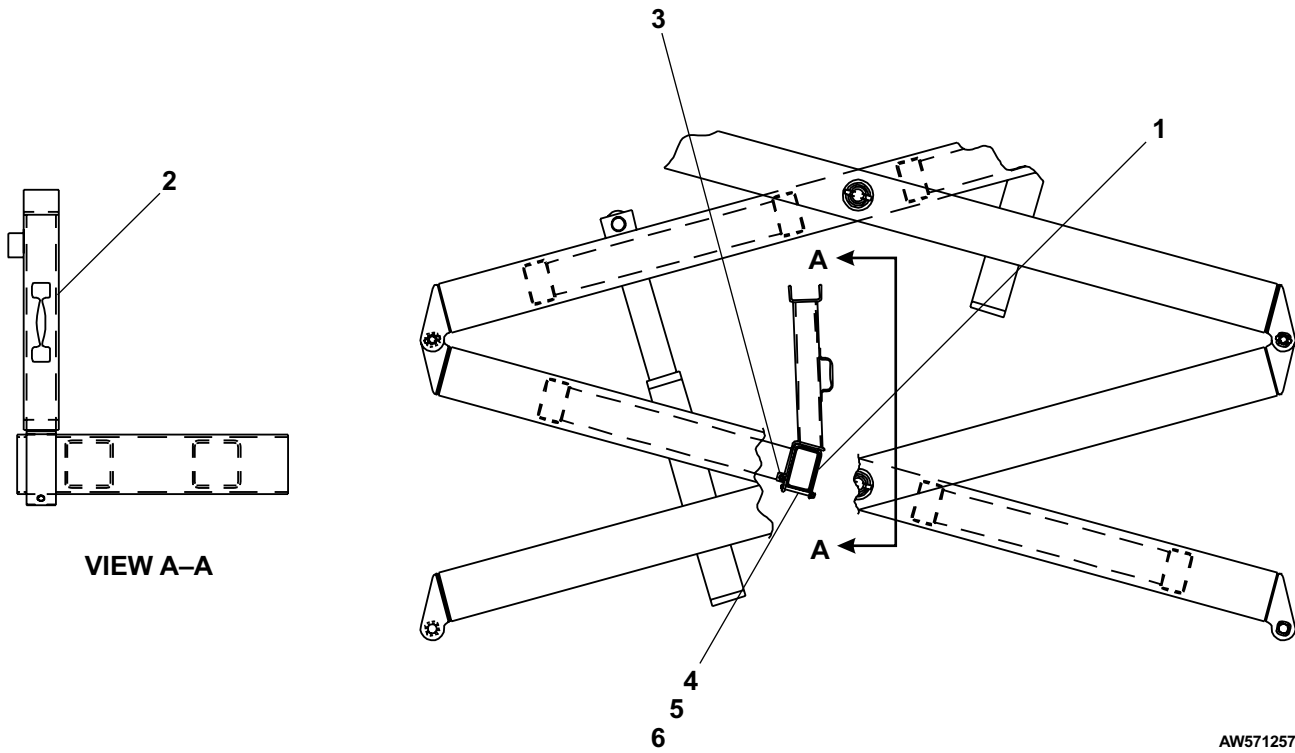
Scissor arm stack SR4084



AW572624

Safety prop, left hand

item	part no	qty	description
	571257	1	Safety prop, left hand
1	571234	1	End brace
2	573334	1	Safety prop
3	560771	1	Pin, safety prop
4	970589	1	Capscrew 3/8-16 x 4-1/2 inch long hex head grade 5
5	5560033	1	Nut 3/8-16 self locking
6	986299	2	Washer 3/8 medium flat

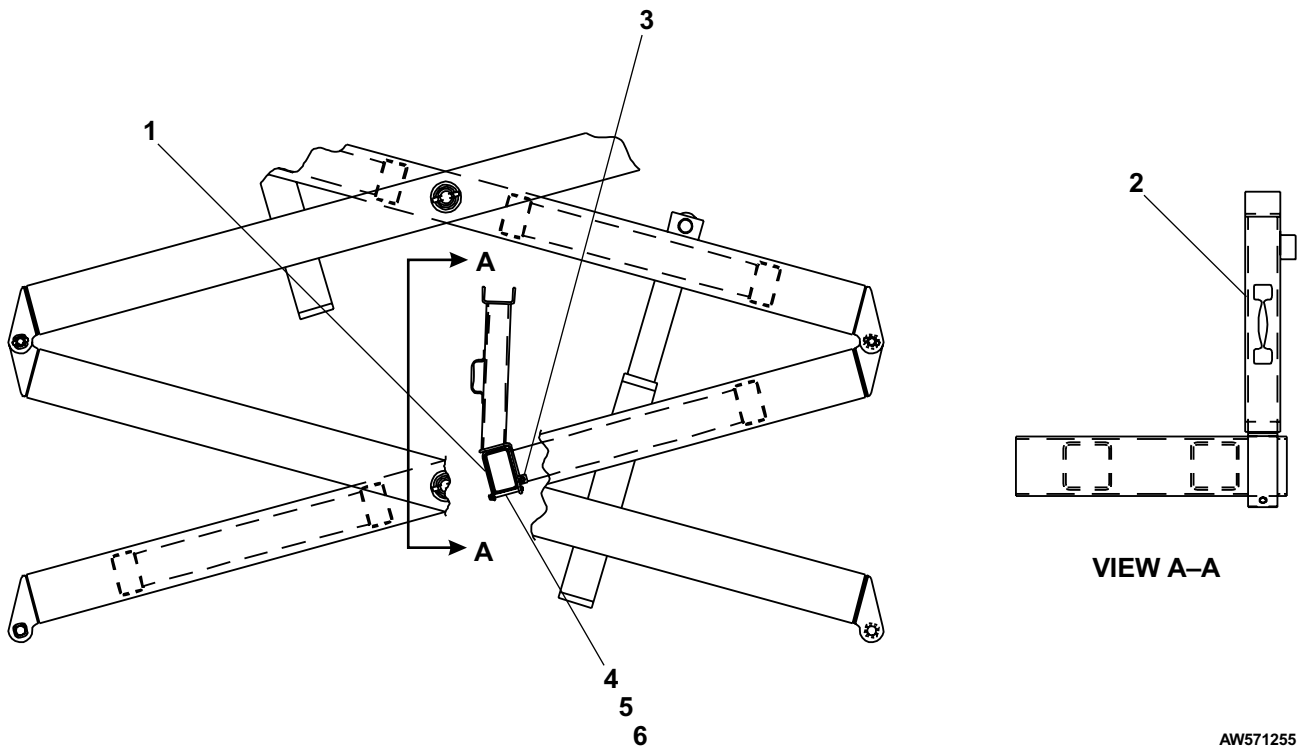


VIEW A-A

AW571257

Safety prop, right hand

item	part no	qty	description
	571255	1	Safety prop, right hand
1	571234	1	End brace
2	571254	1	Safety prop
3	560771	1	Pin, safety prop
4	970589	1	Capscrew 3/8-16 x 4-1/2 inch long hex head grade 5
5	5560033	1	Nut 3/8-16 self locking
6	986299	2	Washer 3/8 medium flat



AW571255

Platform with chain entry

item	part no	qty	description
1	560542-99	1	Platform
2	560540-99	1	Rollout extension deck
3	560546-99	1	Guardrail, left hand
4	560501-99	1	Guardrail, right hand
5	560543-99	1	Guardrail, rollout left hand
6	560535-99	1	Guardrail, rollout right hand
7	560538-99	1	Guardrail, rollout end
8	560709-99	2	Handle
9	460624-99	2	Bracket, handle extension
10	301497	1	Threaded connector link
11	458556	1	Entry chain
12	606204	2	Angle, punched stop
13	560719	1	Nut metric M10-1.50 self locking
14	5560323	1	Wire ring
15	560708	1	Rollout detent cable
16	5530020	1	Compression spring
17	127076	2	Plastic grip handle
18	468886	14	End cap, 1-1/2 inch square plastic
19	5560584	2	Machine screw #10-32 x 1/2 inch long taptite
20	989359	1	Roll pin 1/8 inch diameter x 1 inch long
21	5560315	2	Spring clip holder
22	560741	4	Roller
23	984966	4	Nut 5/8-11 self locking thin
24	605196	4	Washer, spring disc
25	575904	4	Washer shim 3 inch OD x 5/8 inch ID x 20 gauge thick
26	5569949	4	Shoulder bolt 5/8-11 x 1 inch long
27	970579	6	Capscrew 3/8-16 x 3-3/4 inch long hex head grade 5
28	986299	28	Washer 3/8 medium flat
29	5560033	14	Nut 3/8-16 self locking
30	5560247	4	Capscrew 3/8-16 x 2-1/2 inch long hex head grade 5
31	5569950	2	Capscrew 3/8-16 x 4-1/4 inch long hex head grade 5
32	5569951	7	Washer 1 inch OD x 3/8 inch ID x 1/4 inch thick
33	970629	2	Capscrew 3/8-16 x 5 inch long hex head grade 5
34	970949	2	Capscrew 1/2-13 x 2-1/2 inch long hex head grade 5
35	5560039	6	Nut 1/2-13 self locking
36	970229	4	Capscrew 5/16-18 x 5/8 inch long hex head grade 5
37	986269	4	Washer 5/16 medium flat
38	970009	2	Capscrew 1/4-20 x 1/2 inch long hex head grade 5
39	986019	3	Washer 1/4 medium flat
40	970909	4	Capscrew 1/2-13 x 1-1/2 inch long hex head grade 5
41	560704-99	1	Cable cover
42	987099	2	Washer 1/4 medium lock
43	560528-99	1	Guardrail, rear
44	5560321	1	Capscrew 1/4-20 drilled head
45	5560324	1	Compression sleeve

F

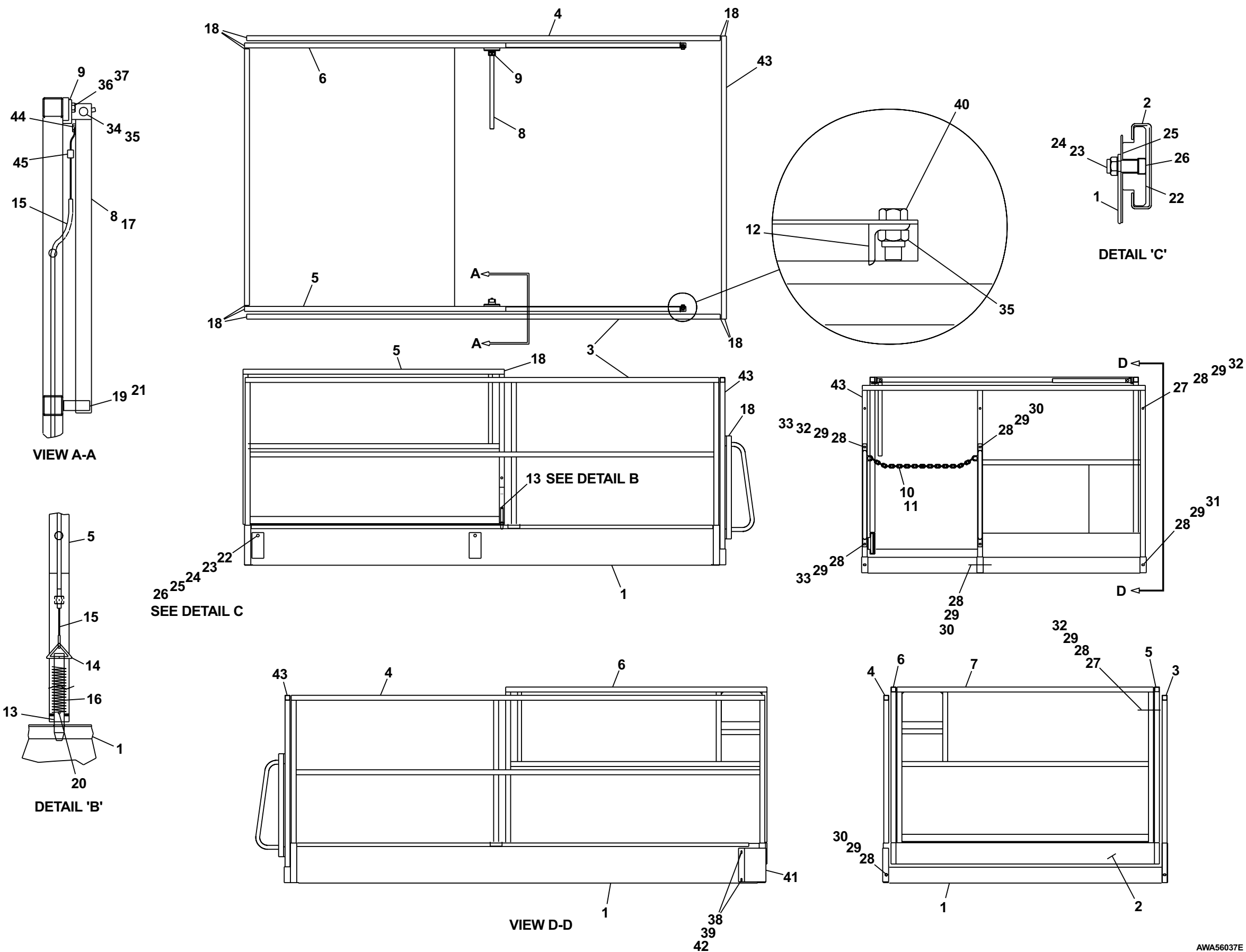
E

D

C

B

A

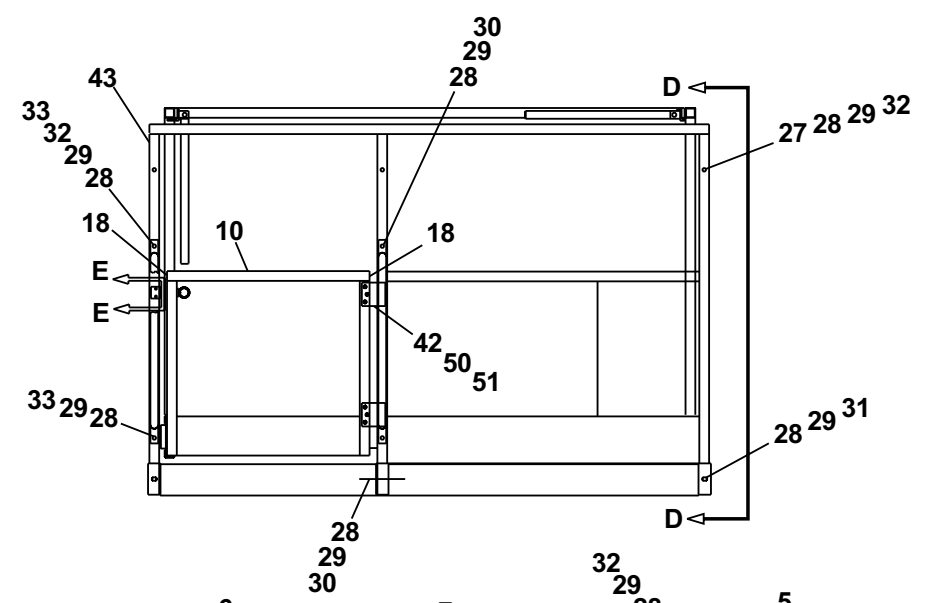
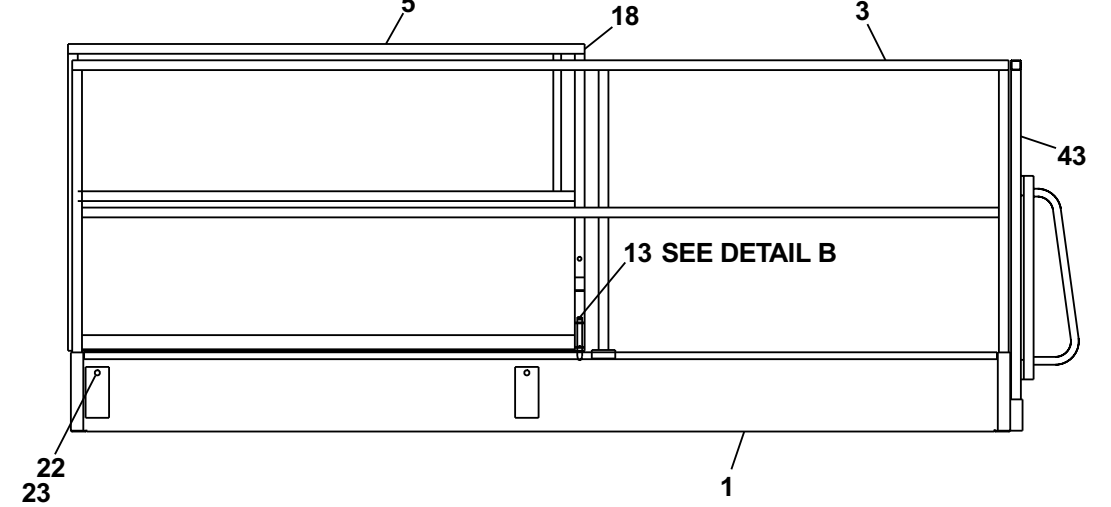
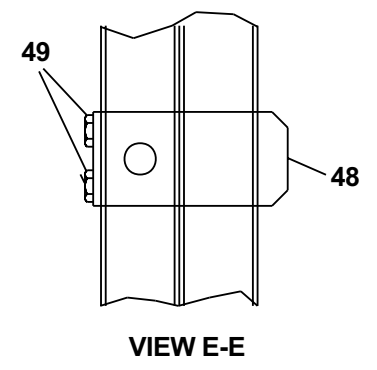
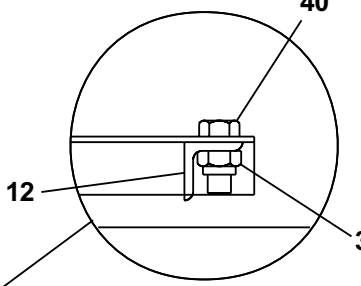
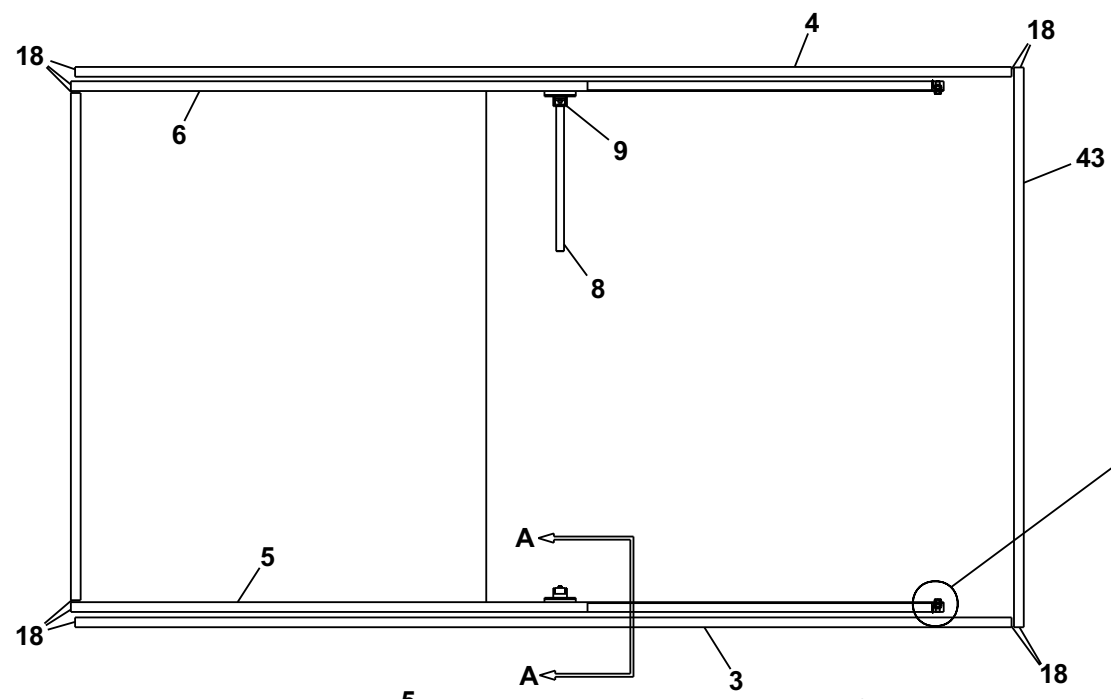
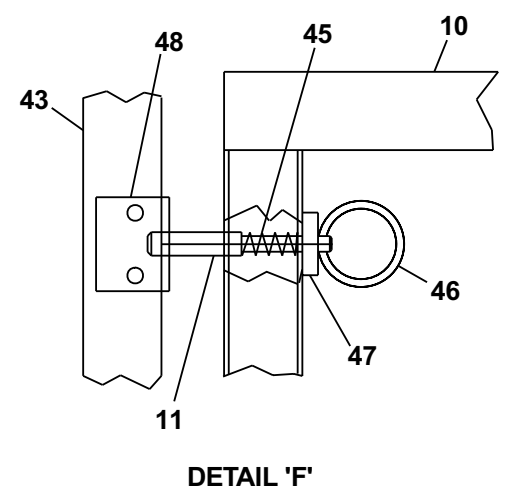
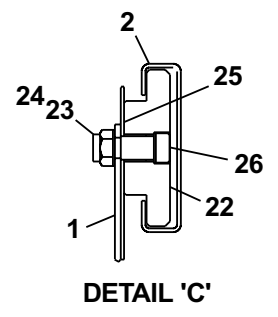
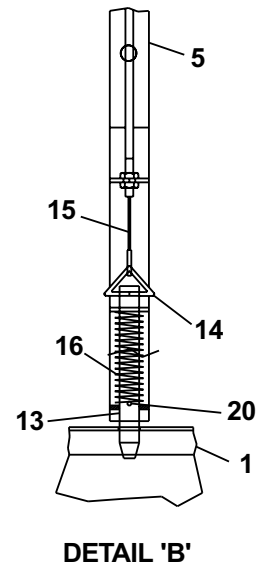
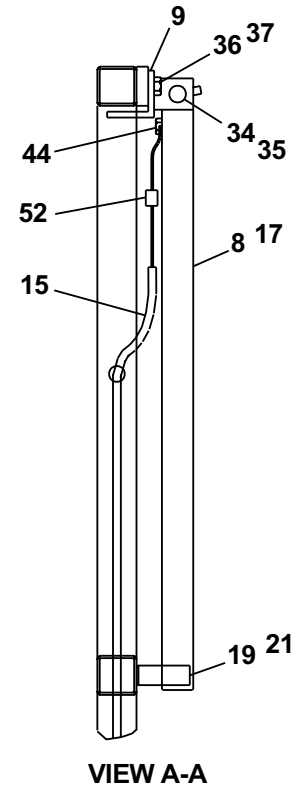


AWA56037E

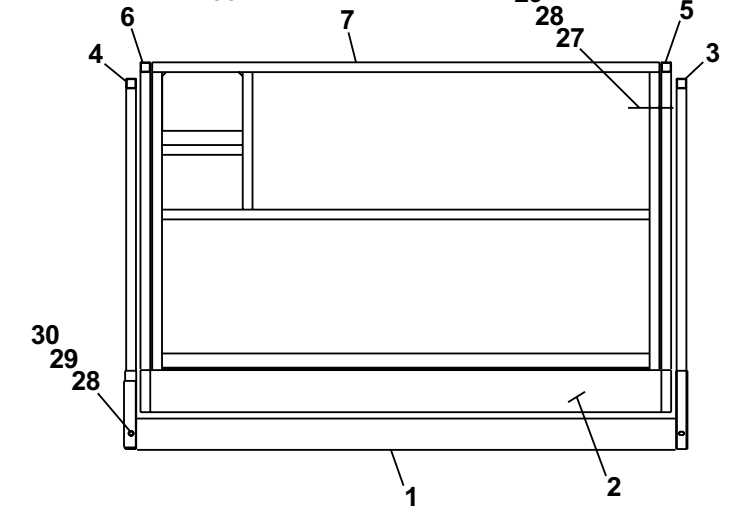
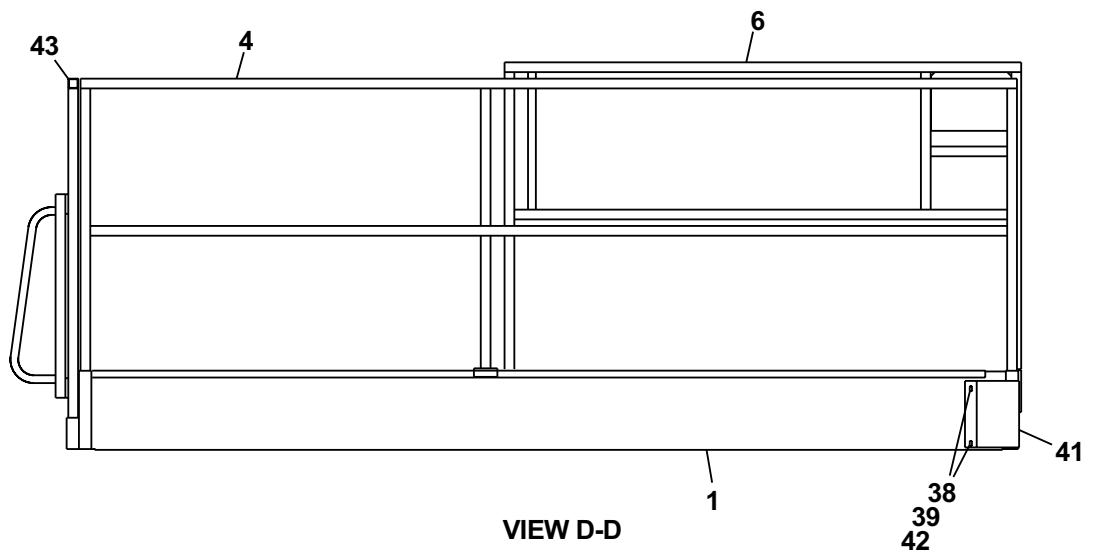
TITLE Platform
with chain entry
Snorkel model SLH-hd series



F
E
D
C
B
A



22
23
24
25
26
SEE DETAIL C



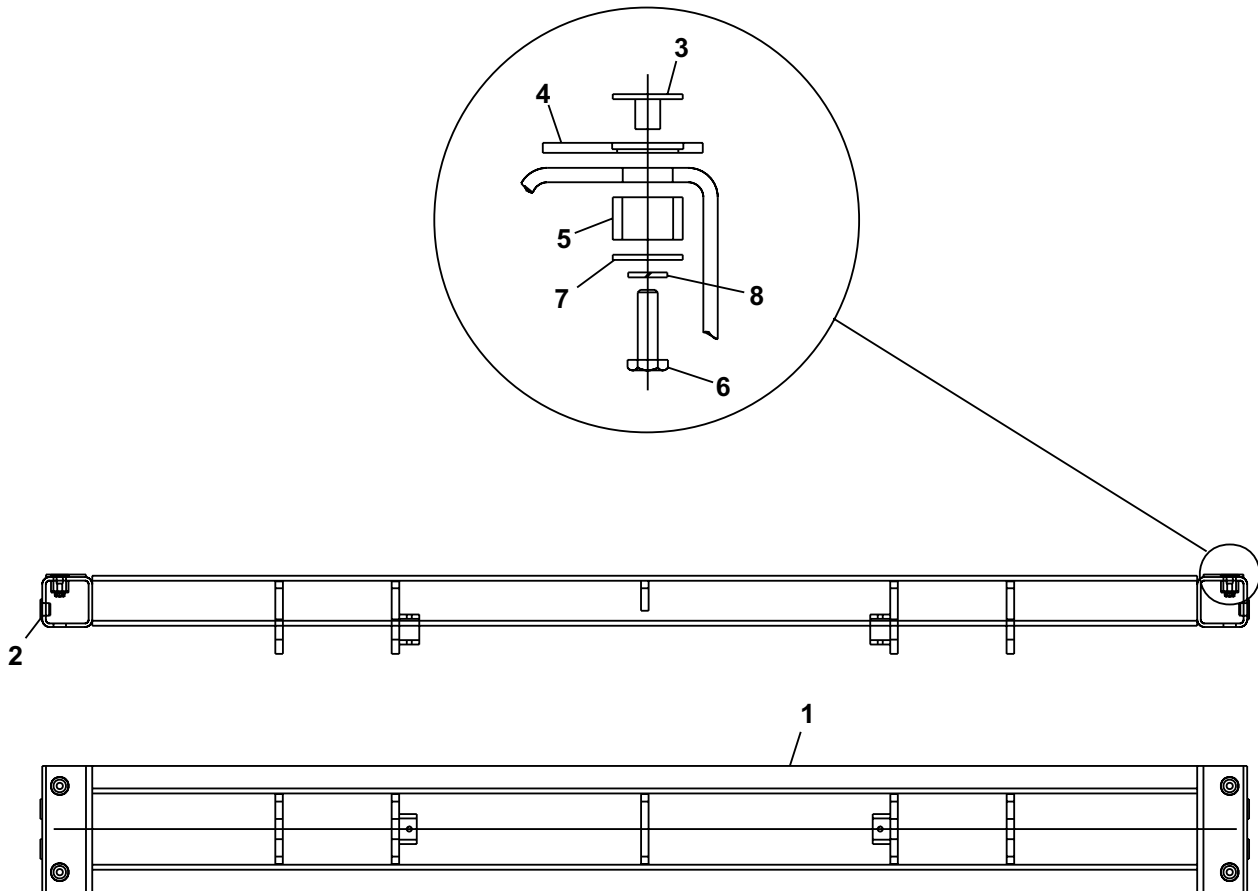
AW56038D

Platform with gate entry

item	part no	qty	description
1	560542-99	1	Platform
2	560540-99	1	Rollout extension deck
3	560546-99	1	Guardrail, left hand
4	560501-99	1	Guardrail, right hand
5	560543-99	1	Guardrail, rollout left hand
6	560535-99	1	Guardrail, rollout right hand
7	560538-99	1	Guardrail, rollout end
8	560709-99	2	Handle
9	460624-99	2	Bracket, handle extension
10	560716-99	1	Platform entry gate
11	574034	1	Detent pin
12	606204	2	Angle, punched stop
13	560719	1	Detent pin
14	5560323	1	Wire ring
15	560708	1	Rollout detent cable
16	5530020	1	Compression spring
17	127076	2	Plastic grip handle
18	468886	16	End cap, 1-1/2 inch square plastic
19	5560258	2	Machine screw #8 x 3/4 inch long self tapping
20	989359	1	Roll pin 1/8 inch diameter x 1 inch long
21	5560315	2	Spring clip holder
22	560741	4	Roller
23	984966	4	Nut 5/8-11 self locking thin
24	605196	4	Washer, spring disc
25	575904	4	Washer shim 3 inch OD x 5/8 inch ID x 20 gauge thick
26	5569949	4	Shoulder bolt 5/8-11 x 1 inch long
27	970579	6	Capscrew 3/8-16 x 3-3/4 inch long hex head grade 5
28	986299	28	Washer 3/8 medium flat
29	5560033	14	Nut 3/8-16 self locking
30	5560247	4	Capscrew 3/8-16 x 2-1/2 inch long hex head grade 5
31	970589	2	Capscrew 3/8-16 x 4-1/2 inch long hex head grade 5
32	5569951	7	Washer 1 inch OD x 3/8 inch ID x 1/4 inch thick
33	970629	2	Capscrew 3/8-16 x 5 inch long hex head grade 5
34	970949	2	Capscrew 1/2-13 x 2-1/2 inch long hex head grade 5
35	5560039	6	Nut 1/2-13 self locking
36	970229	4	Capscrew 5/16-18 x 5/8 inch long hex head grade 5
37	986269	4	Washer 5/16 medium flat
38	970009	2	Capscrew 1/4-20 x 1/2 inch long hex head grade 5
39	986019	2	Washer 1/4 medium flat
40	970909	4	Capscrew 1/2-13 x 1-1/2 inch long hex head grade 5
41	560704-99	1	Cable cover
42	987099	14	Washer 1/4 medium lock
43	560714-99	1	Guardrail, gate entry end
44	5560321	1	Capscrew 1/4-20 drilled head
45	454996	1	Spring
46	455006	1	Pin, spiral 1-1/8 inch diameter
47	986299	1	Washer 3/8 medium flat
48	482714-99	1	Guide latch
49	978449	2	Capscrew 1/4-20 x 3/4 inch long tek-plate
50	970029	12	Capscrew 1/4-20 x 3/4 inch long hex head grade 5
51	479824	2	Spring hinge
52	5560324	1	Compression sleeve

Platform slider

item	part no	qty	description
	571655	1	Platform slider
1	571654	1	Slider, platform
2	483544	4	Wear pad
3	302305	4	Nut 5/16-18 round propeller tee
4	564986	2	Slide block
5	578024	4	Tube, slide pad
6	970249	4	Capscrew 5/16-18 x 7/8 inch long hex head grade 5
7	986269	4	Washer 5/16 medium flat
8	987109	4	Washer 5/16 medium lock

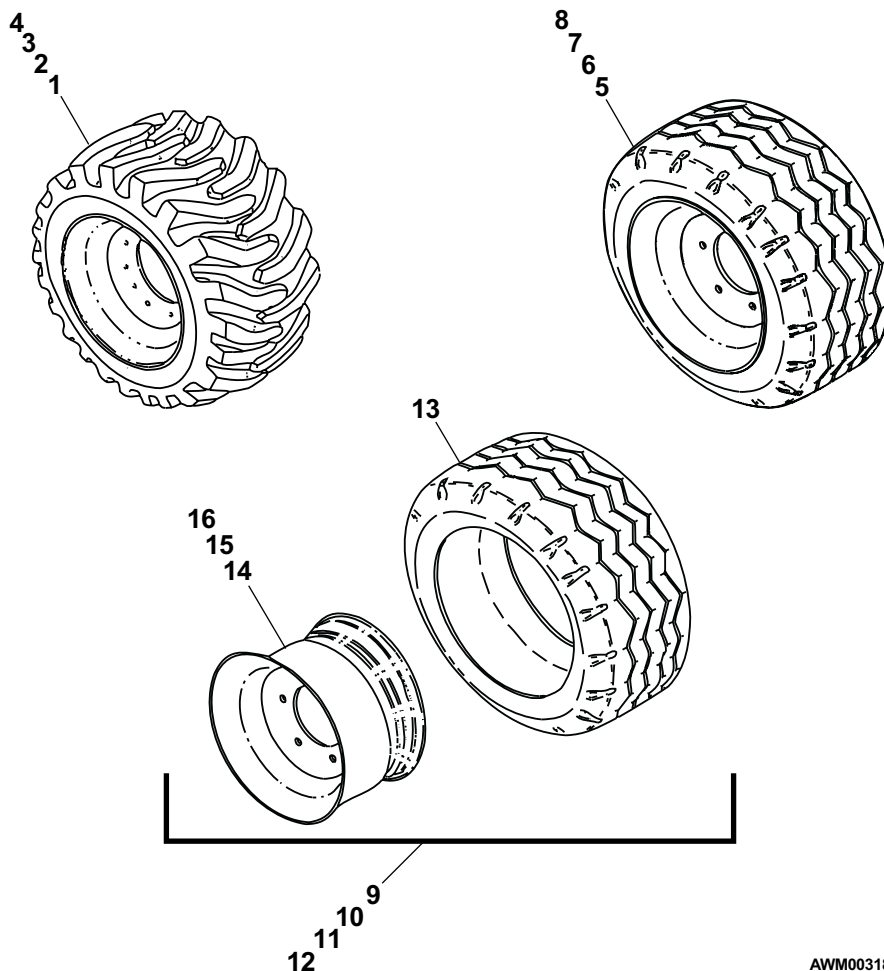


AW571655

Tires and wheels

item	part no	qty	description
Standard 26-12, 4 ply foam filled tires and wheels			
1	563746	1	Tire and wheel, right hand rear
2	608924	1	Tire and wheel, left hand rear
3	608934	1	Tire and wheel, right hand front
4	608914	1	Tire and wheel, left hand front
Optional 31-15.5, 8 ply Big Paw foam filled tires and wheels			
5	564715	1	Tire and wheel, right hand rear
6	562185	1	Tire and wheel, left hand rear
7	562165	1	Tire and wheel, right hand front
8	562175	1	Tire and wheel, left hand front
Optional 13-15.5, 8 ply Big Paw air filled tires and wheels			
9	564716	1	Tire and wheel, right hand rear - (includes items 13, 14 and 16)
10	562186	1	Tire and wheel, left hand rear - (includes items 13, 14 and 16)
11	562166	1	Tire and wheel, right hand front - (includes items 13, 15 and 16)
12	562176	1	Tire and wheel, left hand front - (includes items 13, 15 and 16)
13	565466	1	Tire, 31-15.5, 8 ply Big Paw pneumatic
14	609734-99	1	Rear wheel
15	614606-99	1	Front wheel
16	7280066	1	Rim valve

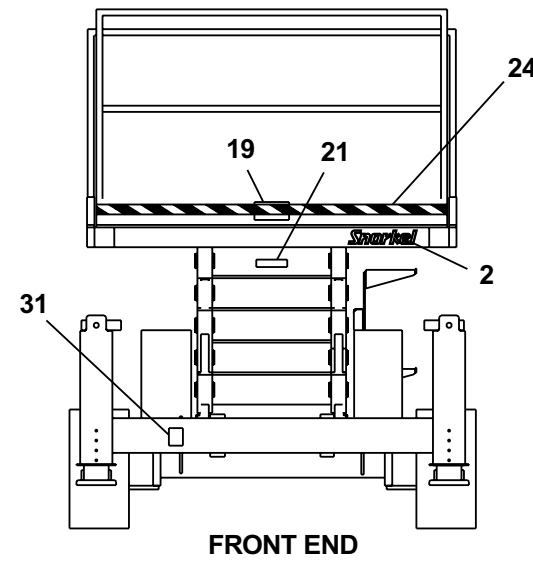
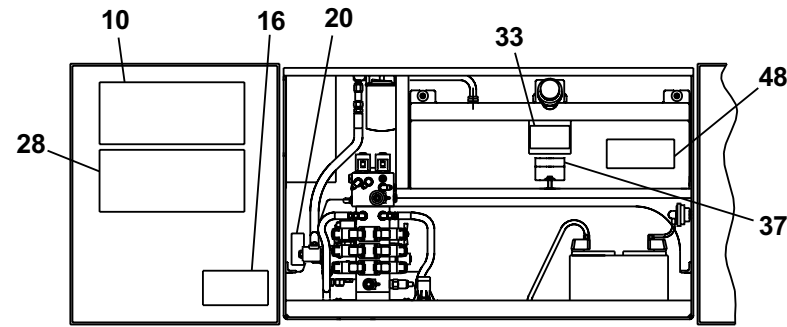
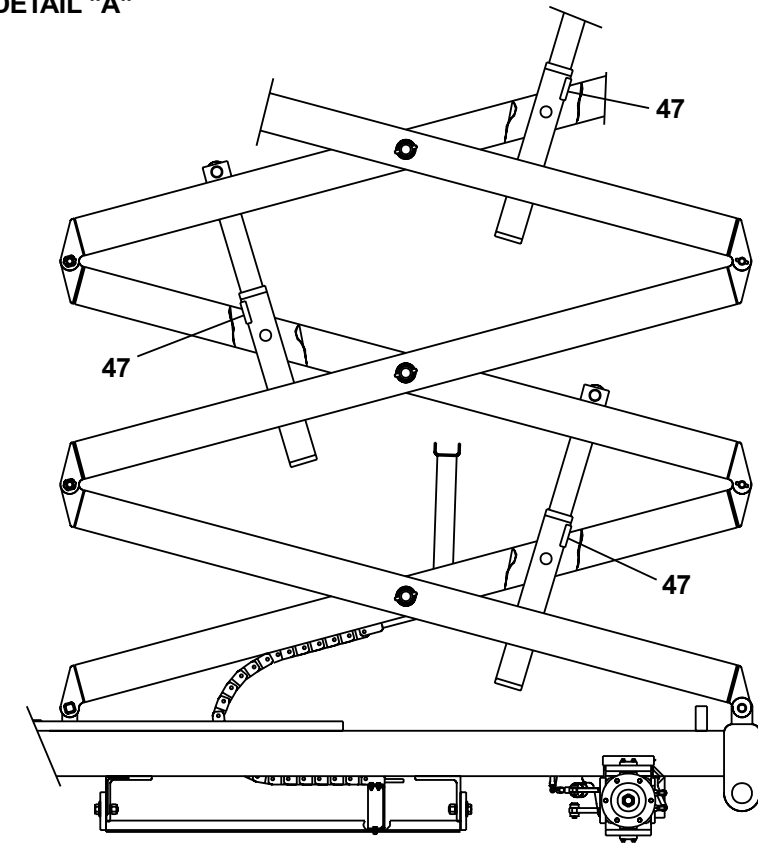
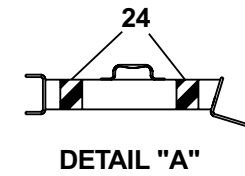
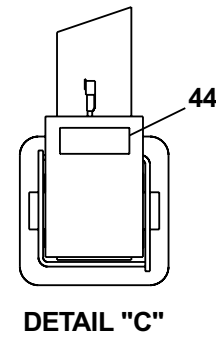
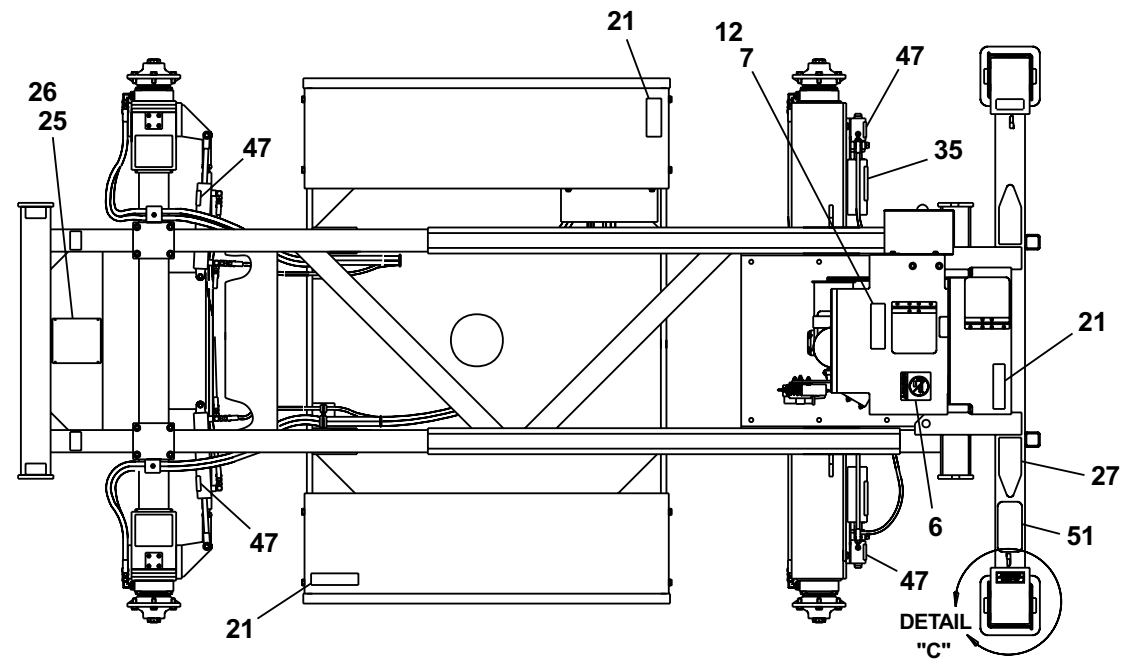
Note: Do not mix tire brands or sizes on any one machine



AWM00318

Placards and decals

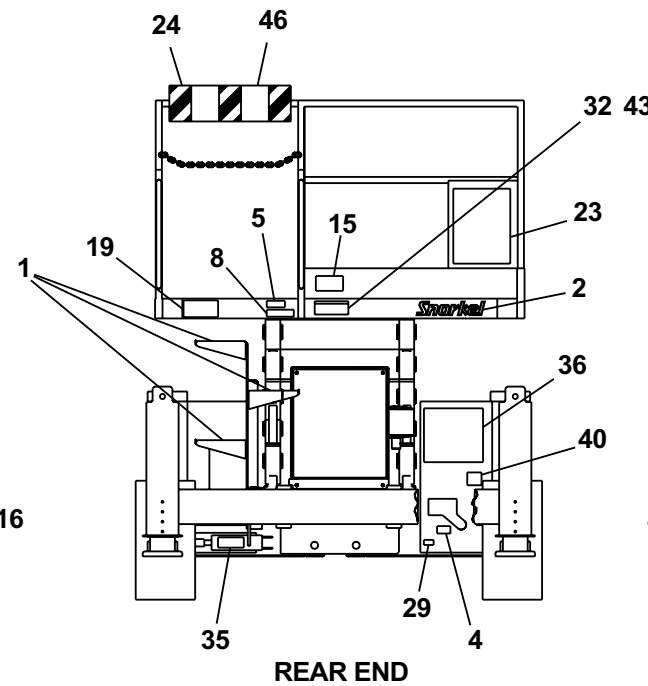
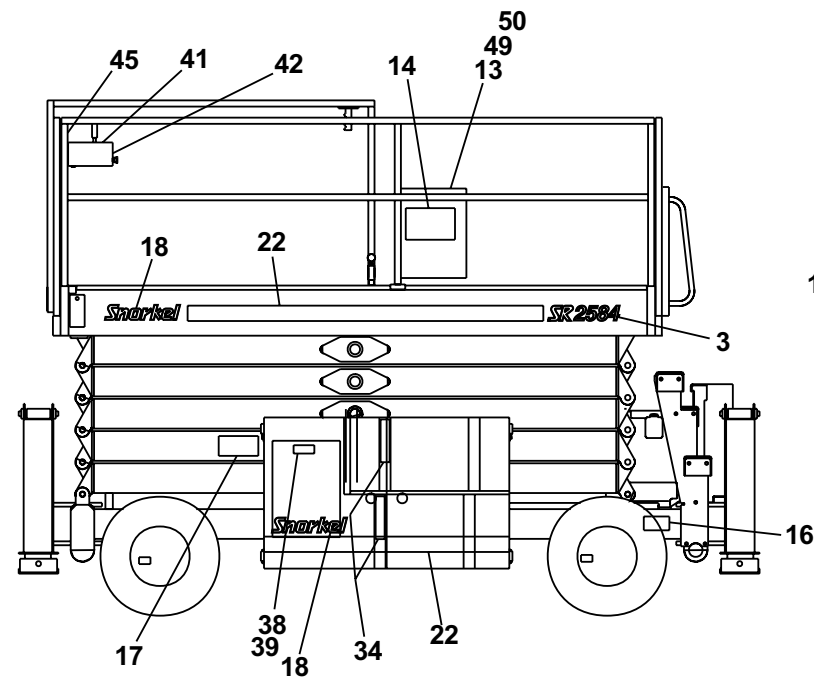
item	part no	qty	description
1	569254	3	Safety tread, 4 inch x 9 inch
2	569294	2	Decal, Snorkel brand logo
3	569296	2	Decal, SR2584 logo
	569297	2	Decal, SR3284 logo
	569298	2	Decal, SR4084 logo
4	451786	1	Decal, lowering valve
5	451986	1	Decal, do not alter
6	302820	1	Decal, caution no step
7	464416	1	Decal, check engine oil
8	300694	1	Decal, ANSI standards
9	569253	1	Safety tread, 3 inch x 4 inch
10	560262	1	Decal, electrical schematic
11	0151410	1	Decal, danger rotating engine parts
12	0073139	1	Crankcase oil tag - (used for shipping only)
13	562386	1	Literature compartment
14	562426	1	Decal, operating manual enclosed
15	562436	1	Decal, operator's checklist
16	562446	3	Decal, parking brake
17	562456	1	Decal, danger safety prop - (SR4084 only)
18	569295	4	Decal, Snorkel brand logo
19		2	Decal, platform capacity - (consult factory)
20	0070420	2	Placard, emergency bleed down valve
21	300700	4	Decal, danger shearing/crushing
22	0074920	4	Decal, 3 inch stripe
23	480658	2	Decal, danger tipover/electrical hazard
24	969249	1	Decal, warning stripes x 213 inch long
25	0070901	1	Placard, caution serial number
26	991879	4	Pop rivet .188 diameter 1/4 domed aluminum
27	569252	1	Safety tread 2-3/4 inch x 7 inch
28	560261	1	Decal, hydraulic schematic
29	0070921	1	Placard, 125 volts 15 amps
30	560284	4	Decal, tire pressure- (air filled Big Paw tires only)
31	0102006	1	Decal, battery disconnect switch
32	0151959	1	Danger, tipover hazard - (air filled Big Paw tires only)
33	451776	1	Decal, hydraulic fluid level
34	560335	1	Decal, explosive fumes/liquid withdrawal
35	475596	3	Decal, caution cylinder disassembly
36	560240	1	Decal, lower controls
37	467036	1	Decal, full tank
38	604896	1	Decal, gasoline fuel
39	605726	1	Decal, diesel fuel
40	0090493	1	Decal, dual fuel instructions
41	560241	1	Decal, upper control box
42	560272	1	Decal, emergency stop
43	0073298	1	Placard, danger foam filled tires - (foam filled tires only)
44	583776	4	Decal, danger pinch point
45	564806	1	Decal, outrigger operating instructions
46	9980003	1	Foam pipe wrap
47	0074311	3	Decal, danger cylinder failure - (1 per cylinder)
48	7030002	1	Decal, lube recommendations
49	970009	4	Capscrew 1/4-20 x 1/2 inch long hex head grade 5
50	5560004	4	Nut 1/4-20 self locking



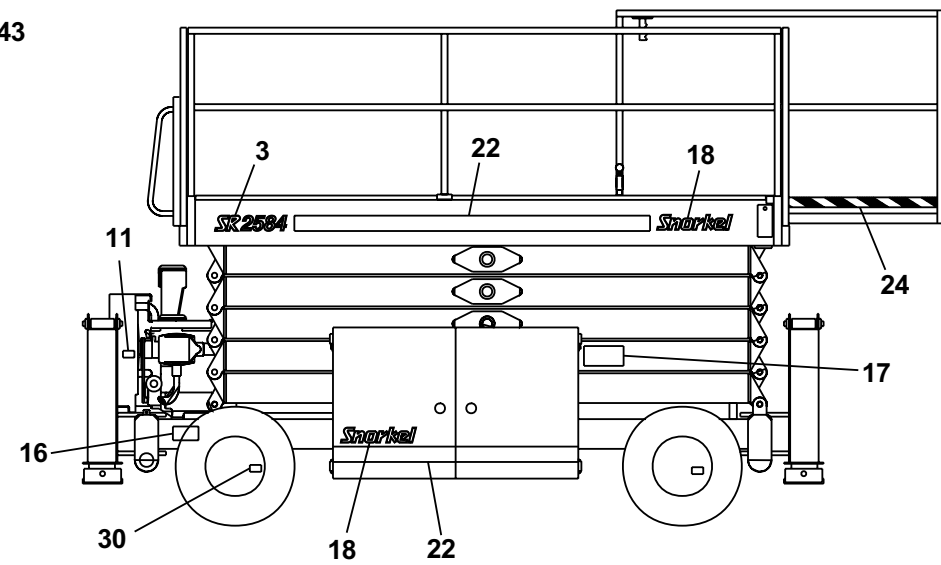
DETAIL "B" (WITH DOORS OPEN)

FRONT END

40 FT STACK SHOWN



REAR END



AWA56015H

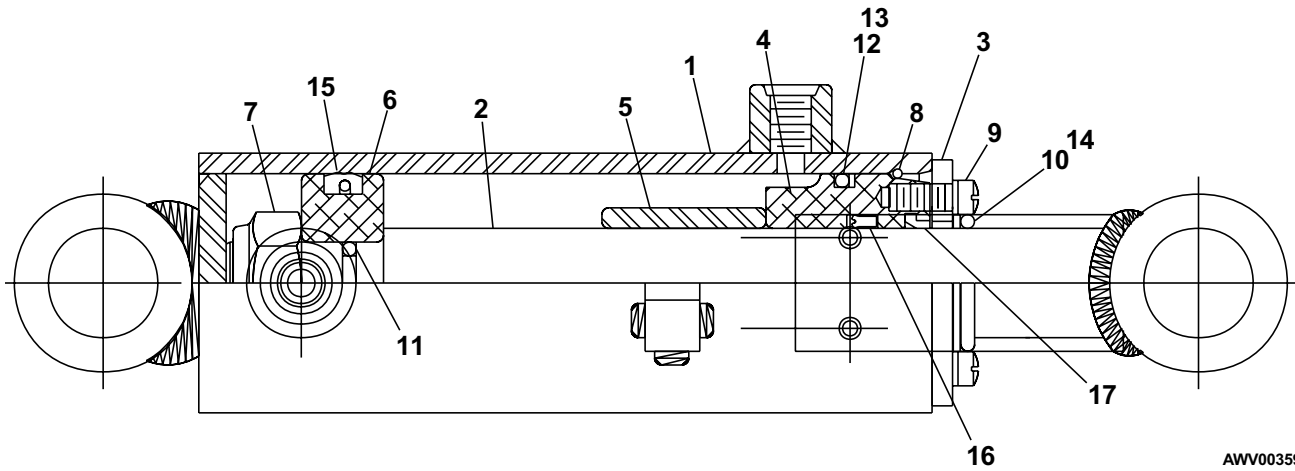
TITLE Placards and decals
Snorkel model SR series



F
E
D
C
B
A

Cylinder, articulating axle - Green

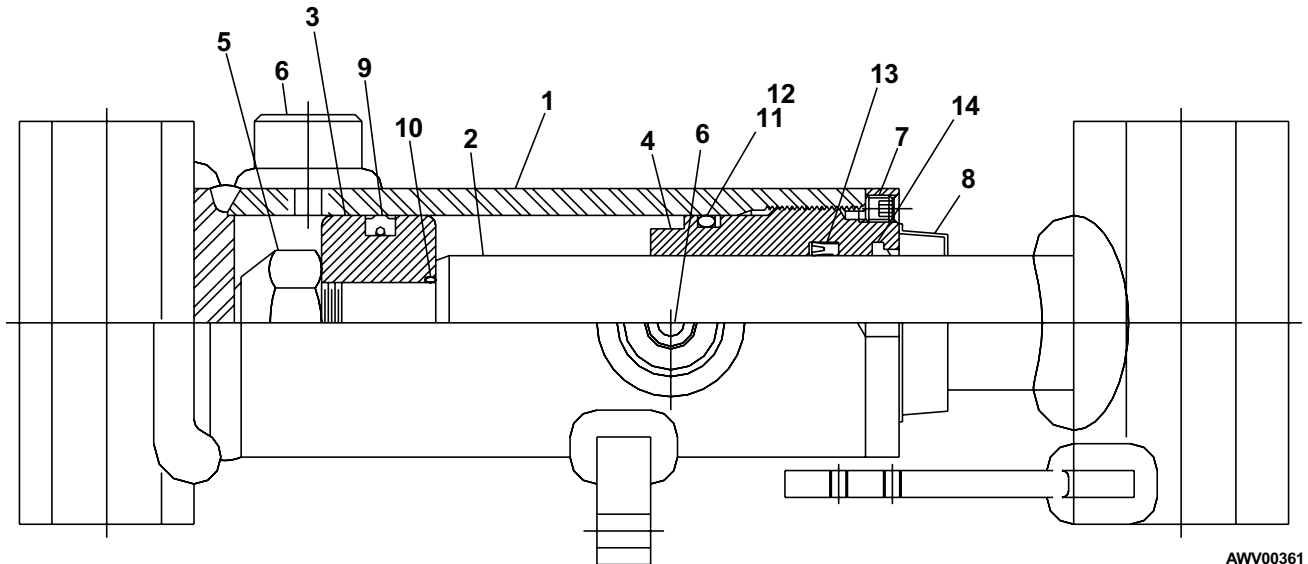
item	part no	qty	description
	614306-99	1	Cylinder, articulating axle - Green
	614676	1	Seal repair kit - (kit includes items 11 through 17)
1		1	Cylinder barrel - (not sold separately)
2	8070949	1	Rod
3	8070951	1	Washer
4	8070204	1	Sleeve
5	8070953	1	Stop tube
6	8070948	1	Piston
7	8070466	1	Full lock nut
8	8070244	1	Lockwire
9	8070457	2	Machine screw
10	8070954	1	Back-up
11	Kit item	1	O-ring - (not sold separately)
12	Kit item	1	O-ring - (not sold separately)
13	Kit item	1	Back-up - (not sold separately)
14	Kit item	1	O-ring - (not sold separately)
15	Kit item	1	Piston seal - (not sold separately)
16	Kit item	1	Rod seal - (not sold separately)
17	Kit item	1	Rod wiper - (not sold separately)



AWV00359

Cylinder, articulating axle - Prince

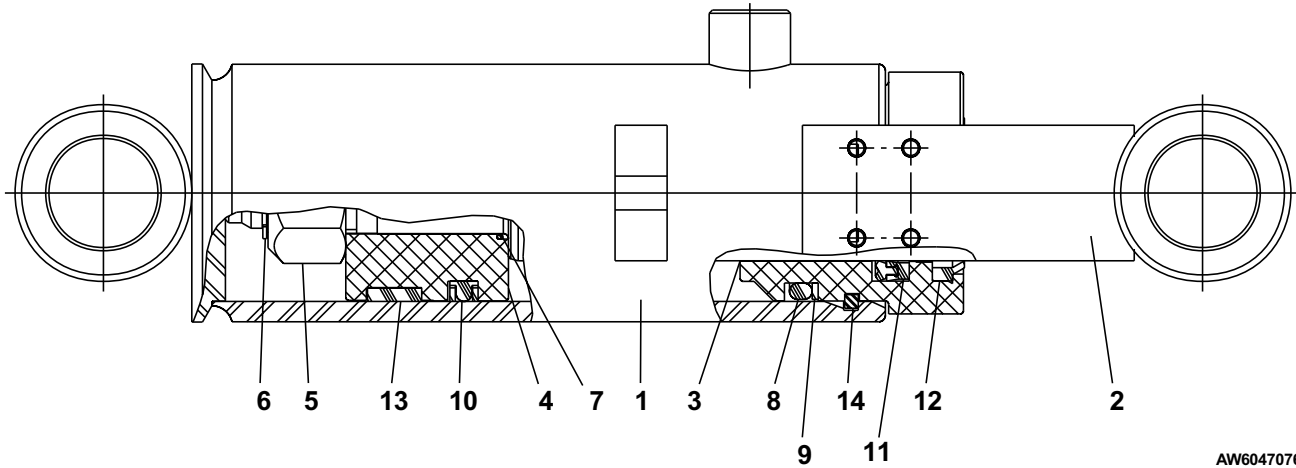
item	part no	qty	description
	560578-99	1	Cylinder, articulating axle - Prince
	560585	1	Seal repair kit - (kit includes items 9 through 14)
1		1	Butt and tube - (not sold separately)
2	8160366	1	Piston rod
3	8160358	1	Piston
4	8160359	1	Gland
5	8160225	1	Locknut
6	8160171	2	Plug, shipping
7	8160187	1	Set screw
8	8160365	1	Wiper cover
9	Kit item	1	Crown seal - (not sold separately)
10	Kit item	1	O-ring - (not sold separately)
11	Kit item	1	O-ring - (not sold separately)
12	Kit item	1	Back-up - (not sold separately)
13	Kit item	1	U-ring - (not sold separately)
14	Kit item	1	Wiper - (not sold separately)



AWV00361

Cylinder, articulating axle - Rosenboom

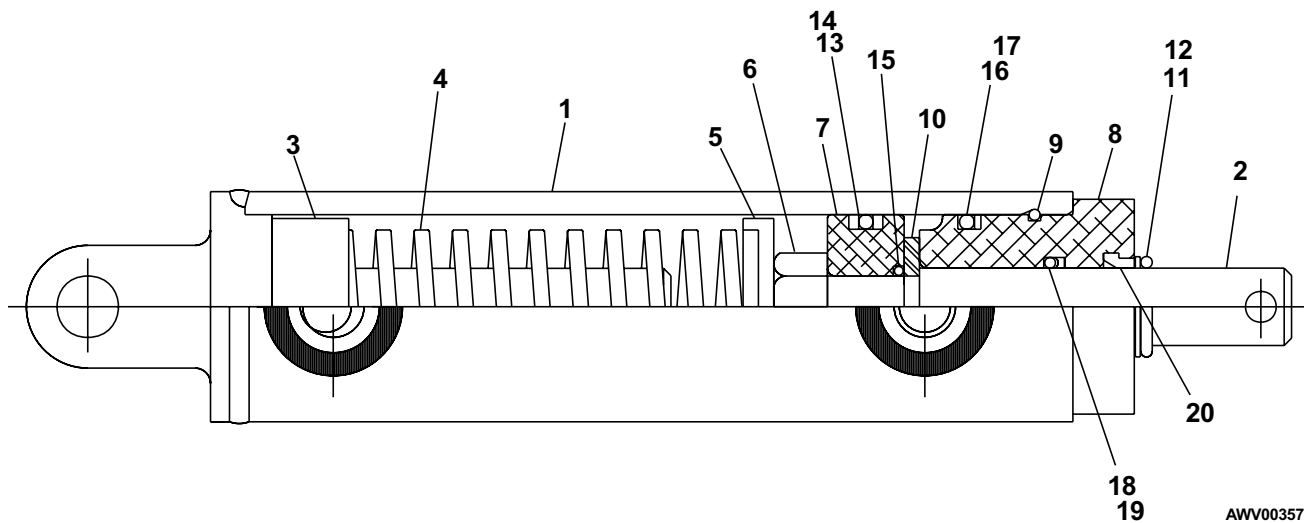
item	part no	qty	description
	6047076-99	1	Cylinder, articulating axle - Rosenboom
	6091283	1	Seal repair kit - (kit includes items 6 through 14)
1		1	Tube - (not sold separately)
2	6091432	1	Rod
3	6091280	1	Head gland
4	6091279	1	Piston
5	6091282	1	Locknut
6	Kit item	1	Snap ring - (not sold separately)
7	Kit item	1	O-ring - (not sold separately)
8	Kit item	1	O-ring - (not sold separately)
9	Kit item	1	Back-up - (not sold separately)
10	Kit item	1	Capped T-seal - (not sold separately)
11	Kit item	1	Deep Z-seal - (not sold separately)
12	Kit item	1	Rod wiper - (not sold separately)
13	Kit item	1	Wearband - (not sold separately)
14	Kit item	1	Locking insert - (not sold separately)



AW6047076

Cylinder, brake - Green

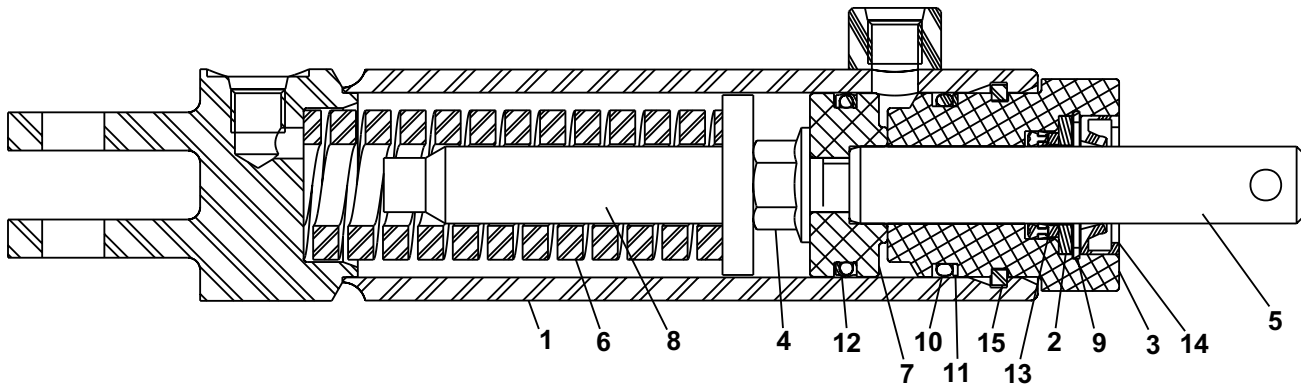
item	part no	qty	description
	463904-99	1	Cylinder, brake - Green
	8070203	1	Seal repair kit - (kit includes items 13 through 20)
1		1	Cylinder barrel - (not sold separately)
2	8070980	1	Rod
3	8070976	1	Spring retainer
4	8070977	1	Spring
5	8070979	1	Spring cap
6	8070939	1	Full lock nut
7	8070940	1	Piston
8	8070878	1	Head
9	8070237	1	Lockwire
10	8070944	1	Washer
11	8070871	1	O-ring
12	8070872	1	Back-up
13	Kit item	1	O-ring - (not sold separately)
14	Kit item	2	Back-up - (not sold separately)
15	Kit item	1	O-ring - (not sold separately)
16	Kit item	1	O-ring - (not sold separately)
17	Kit item	1	Back-up - (not sold separately)
18	Kit item	1	O-ring - (not sold separately)
19	Kit item	1	Back-up - (not sold separately)
20	Kit item	1	Rod wiper - (not sold separately)



AWV00357

Cylinder, brake - Rosenboom

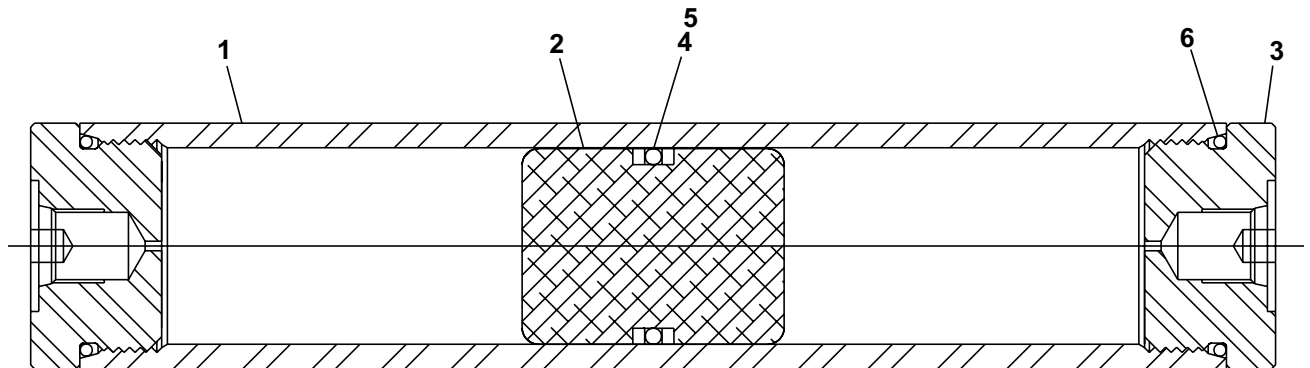
item	part no	qty	description
	6047079-99	1	Cylinder, brake - Rosenboom
	6091417	1	Seal repair kit - (kit includes items 9 through 15)
1		1	Tube - (not sold separately)
2	6091338	1	Support washer
3	6091340	1	Head gland
4	6091342	1	Capscrew 7/16-14 flange bolt grade 8
5	6091422	1	Rod
6	458916	1	Die spring
7	6091415	1	Piston
8	6091416	1	Spring guide
9	Kit item	1	Snap ring - (not sold separately)
10	Kit item	1	O-ring - (not sold separately)
11	Kit item	1	Back-up - (not sold separately)
12	Kit item	1	Crown seal - (not sold separately)
13	Kit item	1	Deep Z-seal - (not sold separately)
14	Kit item	1	Rod wiper - (not sold separately)
15	Kit item	1	Square wrap-in wire - (not sold separately)



AW6047079

Cylinder, cushion - Green

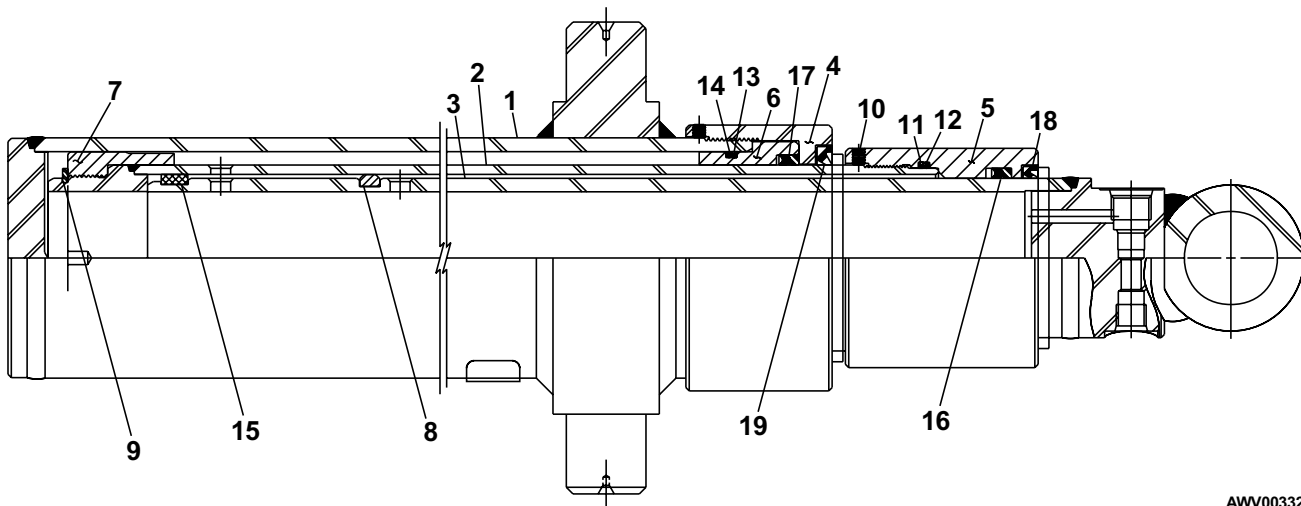
item	part no	qty	description
1	8070971	1	Cylinder, cushion - Green
1	8070971	1	Cylinder barrel
2	8070972	1	Piston
3	8070974	2	Head
4	8070850	1	O-ring
5	8070943	2	Back-up
6	8070973	2	O-ring



AWV00356

Cylinder, lift - GBI

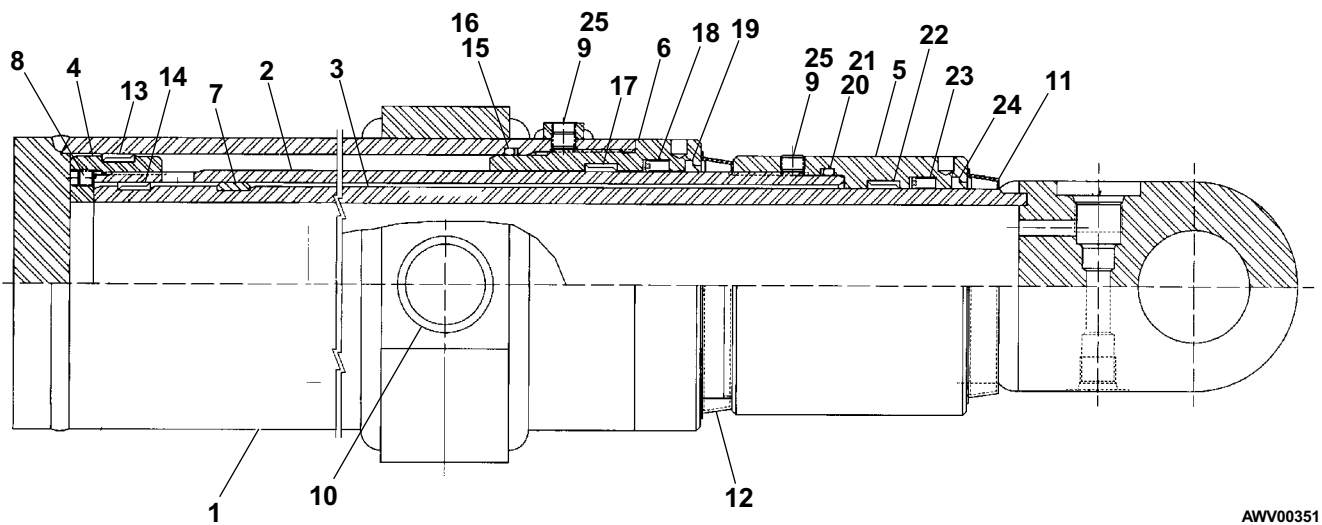
item	part no	qty	description
	561056-89	1	Cylinder, lift - GBI
	8070900	1	Seal repair kit - (kit includes items 11 through 19)
1		1	Case - (not sold separately)
2	8070915	1	Rod
3	8070914	1	Rod
4	8070913	1	Thread ring
5	8070912	1	Head gland
6	8070911	1	Head gland
7	8070910	1	Piston
8	8070909	1	Piston
9	8070908	1	Retaining ring
10	6091200	2	Set screw
11	Kit item	1	Back-up - (not sold separately)
12	Kit item	1	O-ring - (not sold separately)
13	Kit item	1	Back-up - (not sold separately)
14	Kit item	1	O-ring - (not sold separately)
15	Kit item	1	Wear ring - (not sold separately)
16	Kit item	1	U-cup - (not sold separately)
17	Kit item	1	U-cup - (not sold separately)
18	Kit item	1	Wiper - (not sold separately)
19	Kit item	1	Wiper - (not sold separately)



AWV00332

Cylinder, lift - Prince

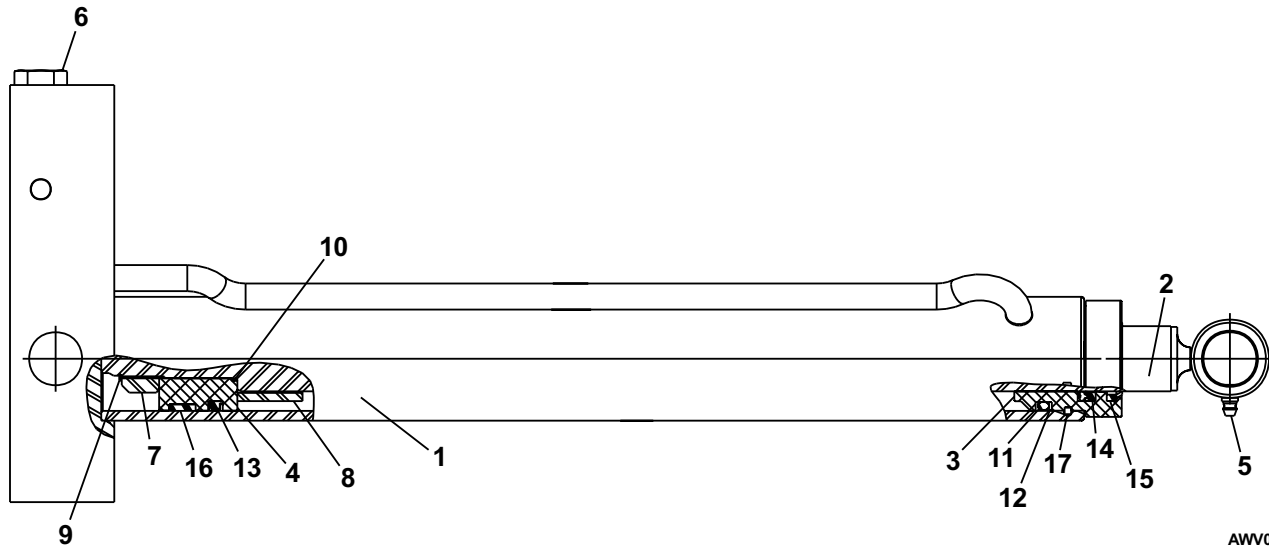
item	part no	qty	description
	561056-89	1	Cylinder, lift - Prince
	8160067	1	Seal repair kit - (kit includes items 13 through 25)
1		1	Butt and tube - (not sold separately)
2	8160401	1	Piston tube
3	8160402	1	Piston tube
4	8160403	1	Piston
5	8160404	1	Gland
6	8160405	1	Gland
7	28160406	1	Stop ring
8	8160187	1	Set screw
9	8160407	2	Set screw
10	8160420	2	Vinyl cap
11	28160419	1	Wiper cover
12	8160421	1	Wiper cover
13	Kit item	1	Bearing ring - (not sold separately)
14	Kit item	1	Bearing ring - (not sold separately)
15	Kit item	1	O-ring - (not sold separately)
16	Kit item	1	Back-up - (not sold separately)
17	Kit item	1	Bearing ring - (not sold separately)
18	Kit item	1	U-cup - (not sold separately)
19	Kit item	1	Wiper - (not sold separately)
20	Kit item	1	O-ring - (not sold separately)
21	Kit item	1	Back-up - (not sold separately)
22	Kit item	1	Bearing ring - (not sold separately)
23	Kit item	1	U-cup - (not sold separately)
24	Kit item	1	Wiper - (not sold separately)
25	Kit item	2	Nylon lock - (not sold separately)



AWV00351

Cylinder, outrigger - Rosenboom

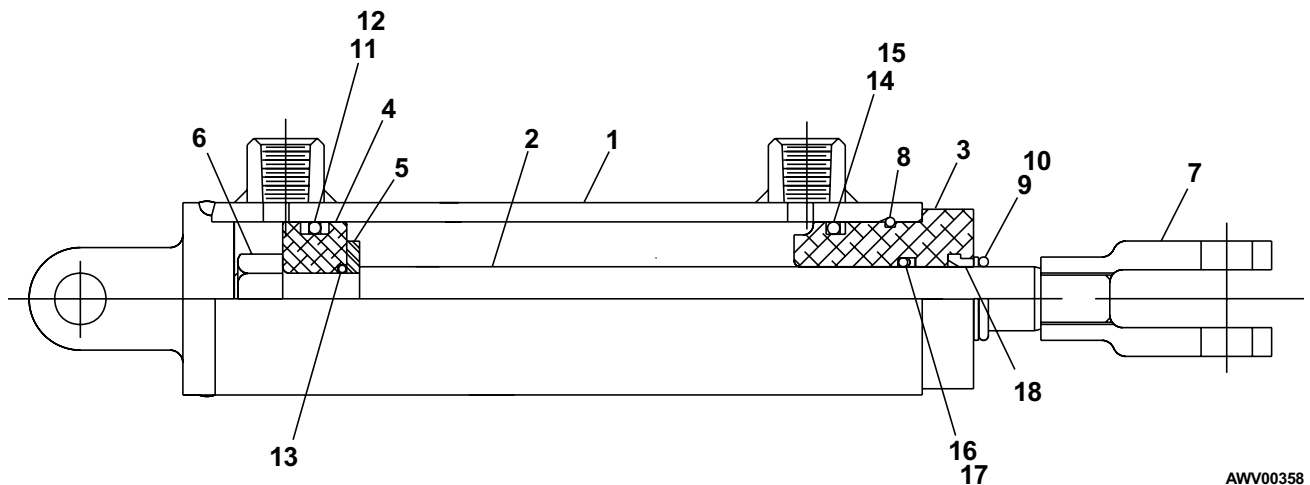
item	part no	qty	description
		1	Cylinder, outrigger - Rosenboom
	6091283	1	Seal repair kit - (kit includes items 9 through 17)
1		1	Tube - (not sold separately)
2	6091281	1	Rod
3	6091280	1	Head gland
4	6091279	1	Piston
5	5570005	1	Grease fitting, 1/4 NPT straight
6	615026	1	Check valve cartridge
7	6091282	1	Locknut
8	6091295	1	Rod spacer
9	Kit item	1	Snap ring - (not sold separately)
10	Kit item	1	O-ring - (not sold separately)
11	Kit item	1	O-ring - (not sold separately)
12	Kit item	1	Back-up - (not sold separately)
13	Kit item	1	Capped T-seal - (not sold separately)
14	Kit item	1	Deep Z-seal - (not sold separately)
15	Kit item	1	Rod wiper - (not sold separately)
16	Kit item	1	Wearband - (not sold separately)
17	Kit item	1	Locking insert - (not sold separately)



AWW00352

Cylinder, steering - Green


item	part no	qty	description
	603054-99	1	Cylinder, steering - Green
	8070203	1	Seal repair kit - (kit includes items 11 through 18)
1		1	Cylinder barrel - (not sold separately)
2	8070597	1	Rod
3	8070878	1	Head
4	8070940	1	Piston
5	8070944	1	Washer
6	8070939	1	Full lock nut
7	28070241	1	Clevis
8	8070237	1	Lockwire
9	8070871	1	O-ring
10	8070872	1	Back-up
11	Kit item	1	O-ring - (not sold separately)
12	Kit item	2	Back-up - (not sold separately)
13	Kit item	1	O-ring - (not sold separately)
14	Kit item	1	O-ring - (not sold separately)
15	Kit item	1	Back-up - (not sold separately)
16	Kit item	1	O-ring - (not sold separately)
17	Kit item	1	Back-up - (not sold separately)
18	Kit item	1	Rod wiper - (not sold separately)



AWV00358

Cylinder, steering - Rosenboom

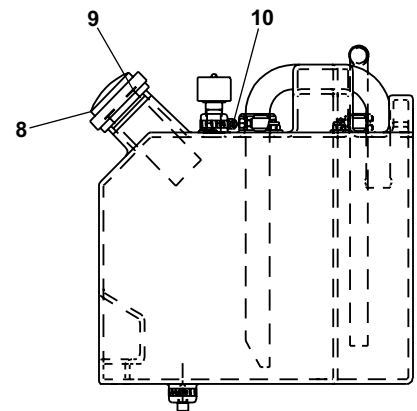
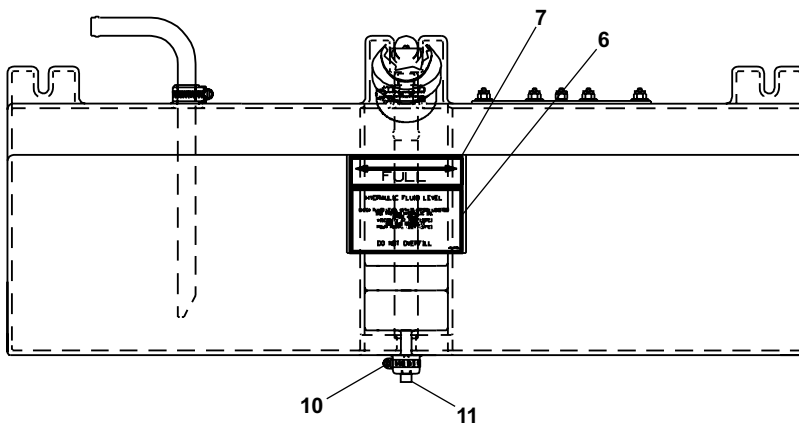
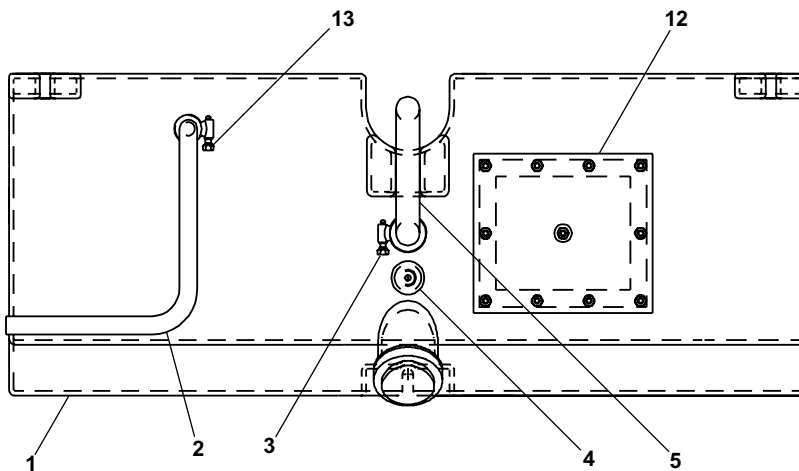
item	part no	qty	description
	6047080-99	1	Cylinder, steering - Rosenboom
	6091343	1	Seal repair kit - (kit includes items 7 through 14)
1		1	Tube - (not sold separately)
2	6091425	1	Rod
3	6091340	1	Head gland
4	6091339	1	Piston
5	6091338	1	Support washer
6	6091342	1	Capscrew 7/16-14 flange bolt grade 8
7	Kit item	1	Snap ring - (not sold separately)
8	Kit item	1	O-ring - (not sold separately)
9	Kit item	1	Square ring - (not sold separately)
10	Kit item	1	Back-up - (not sold separately)
11	Kit item	1	Deep Z-seal - (not sold separately)
12	Kit item	1	Piston seal - (not sold separately)
13	Kit item	1	Rod wiper - (not sold separately)
14	Kit item	1	Square wrap-in wire - (not sold separately)



AW6047080

Hydraulic oil reservoir

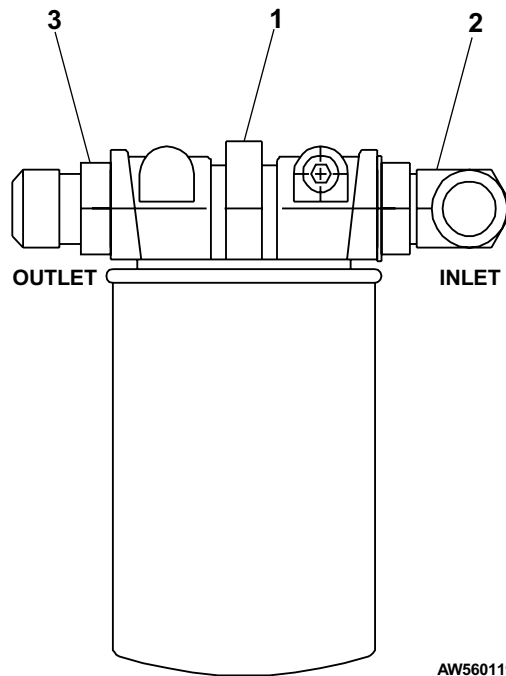
item	part no	qty	description
	560214	1	Hydraulic oil reservoir
1	561776-99	1	Hydraulic reservoir, 13-1/2 gallon capacity
2	562046	1	Return tube
3	5550020	1	Clamp
4	554316	1	Breather, 1/4 NPT 40 micron
5	560215	1	Tube, reservoir to hose
6	451776	1	Decal, hydraulic fluid level
7	467036	1	Decal, full tank
8	605256	1	Cap, vented
9	605246	1	Fill strainer
10	5550006	2	Clamp
11	452756	1	Magnetic plug
12	560385-99	1	Hydraulic reservoir top reinforcement
13	457406	1	Clamp



AW560214

Hydraulic oil return filter

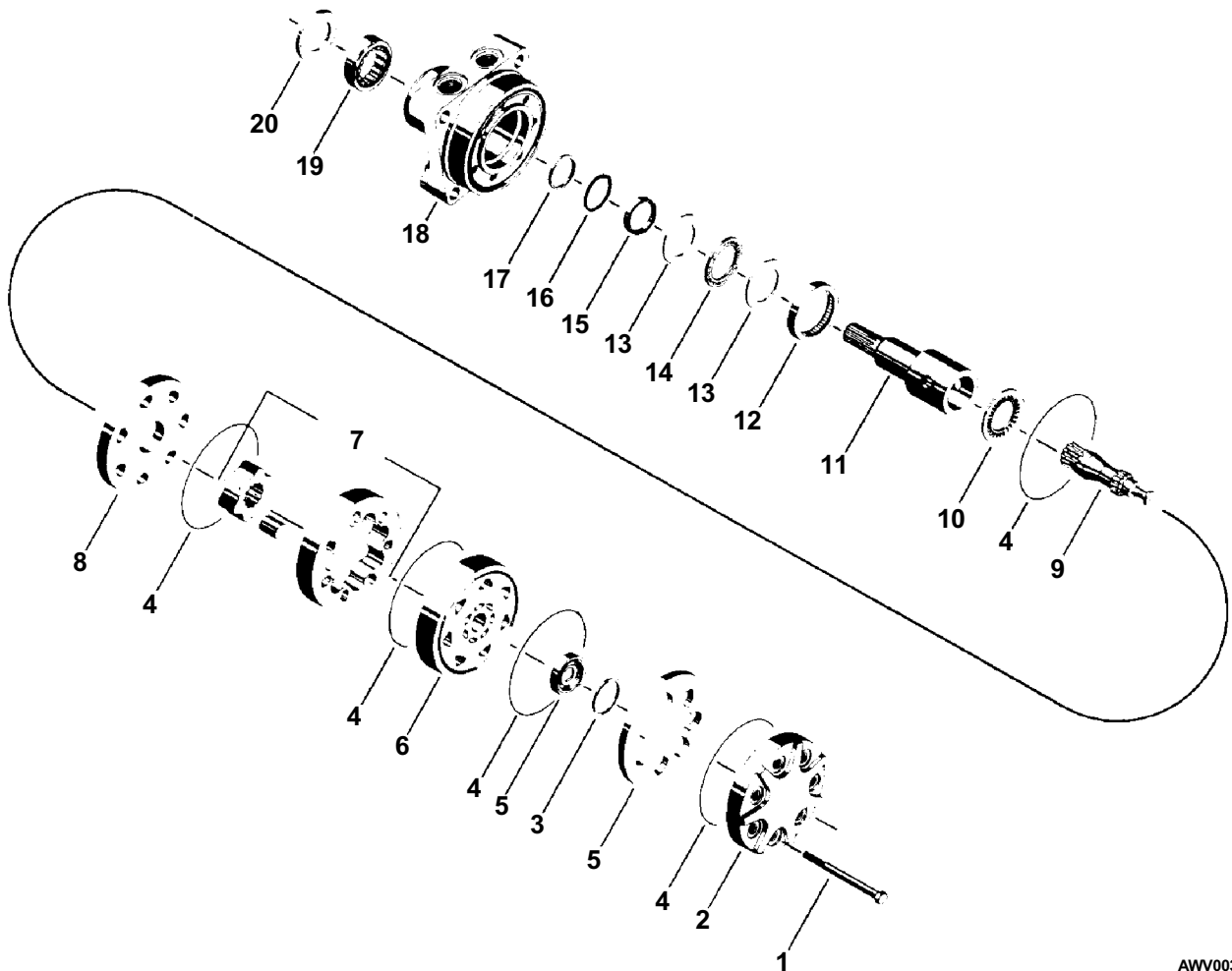
item	part no	qty	description
1	560119	1	Hydraulic oil return filter
	301440	1	Return filter
	5080025	1	Replacement filter element
2	5035308	1	Straight thread 90° elbow
3	560121	1	Straight thread adapter with check



AW560119

Hydraulic drive motor - Ross

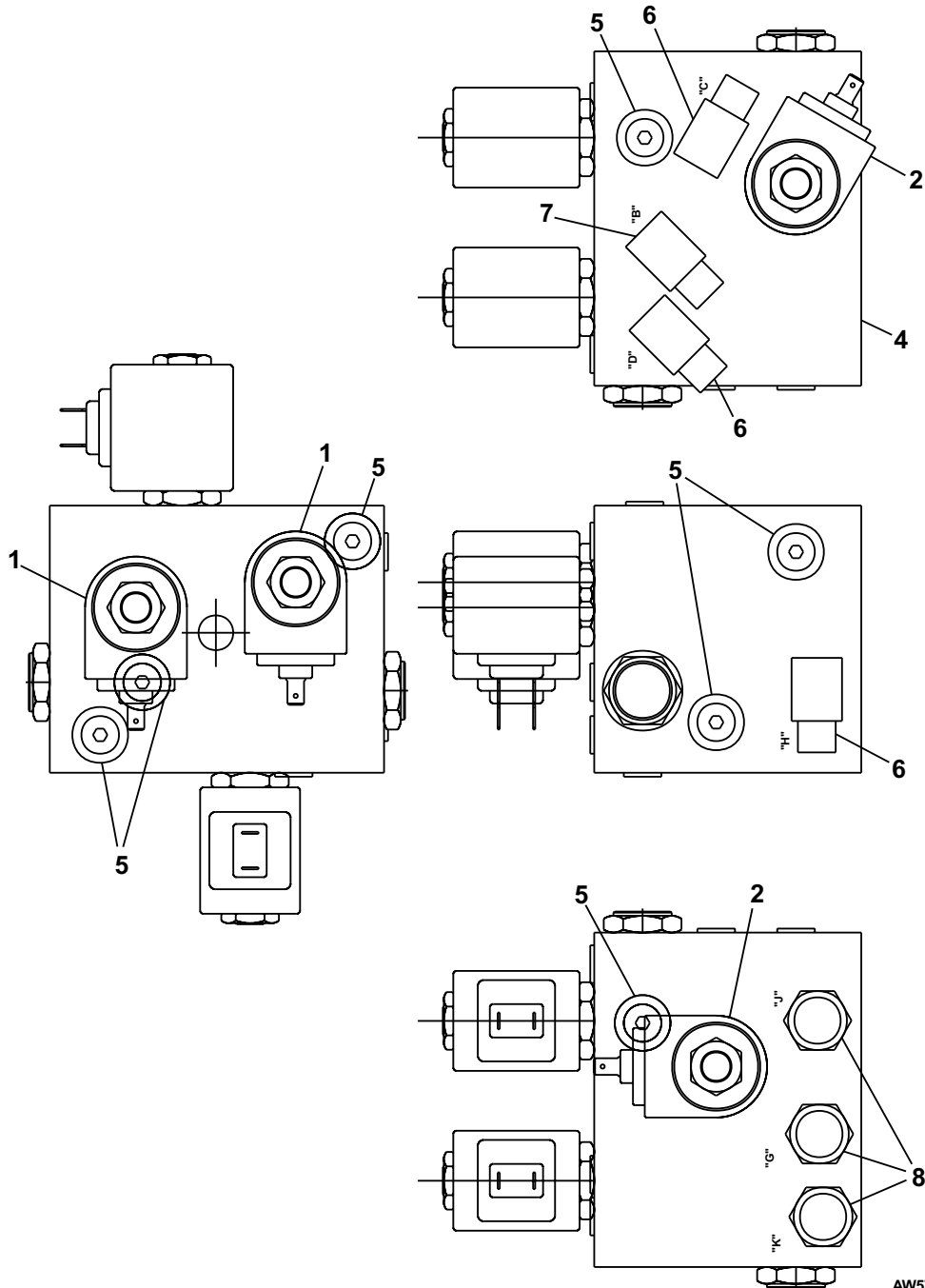
item	part no	qty	description
	562076	1	Hydraulic drive motor - Ross
	585306	1	Seal repair kit - (kit includes items 3, 4, 15, 16, 17 and 20)
1	8160443	7	Special bolt
2	8160444	1	End cover
3	Kit item	1	Commutator seal ring - (not sold separately)
4	Kit item	5	Seal ring - (not sold separately)
5	8160445	1	Commutator set - (matched set)
6	8160446	1	Manifold
7	8160447	1	Rotor set
8	8160448	1	Wear plate
9	8160449	1	Drive link
10	8160450	1	Thrust bearing
11	8160451	1	Coupling shaft
12	8160452	1	Inner bearing
13	8160453	2	Thrust washer
14	8160454	1	Thrust bearing
15	Kit item	1	Inner seal - (not sold separately)
16	Kit item	1	Backup washer - (not sold separately)
17	Kit item	1	Backup washer - (not sold separately)
18		1	Housing - (not sold separately)
19	8160455	1	Outer bearing
20	Kit item	1	Dirt and water seal - (not sold separately)



AWV00362

Manifold valve, 4 wheel drive

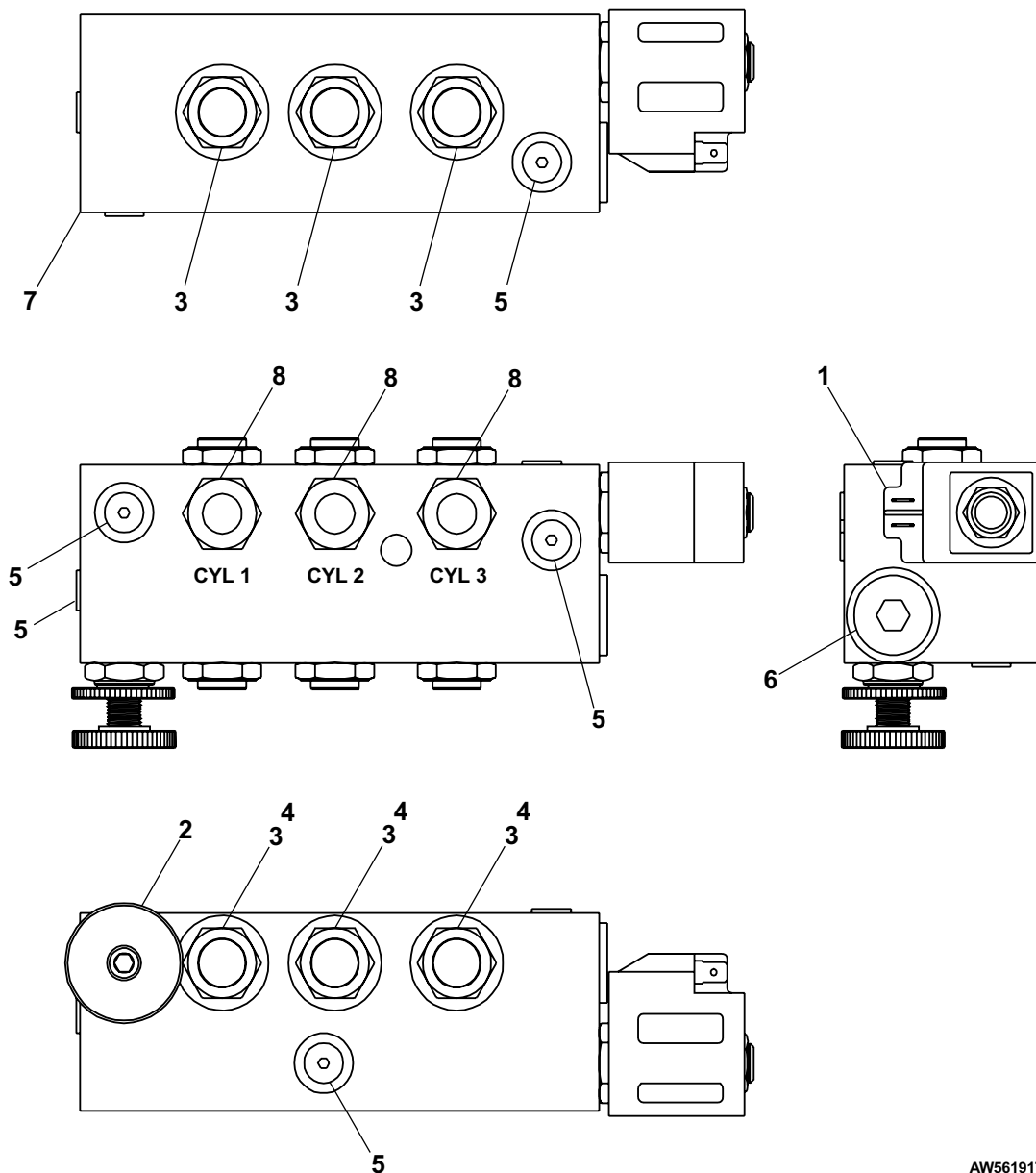
item	part no	qty	description
1	572207	1	Manifold valve, 4 wheel drive
	28220073	2	Solenoid valve
	6010442	1	Valve cartridge
	28220071	1	Solenoid, 10 volt DC
2	28220075	2	Solenoid valve
	6010442	1	Valve cartridge
	28220071	1	Solenoid, 10 volt DC
3	8220048	2	Flow divider
4	28220050	1	Manifold
5	605856	8	Plug, hollow hex
6	5035305	4	Straight thread 90° elbow
7	466196	1	Straight thread long 90° elbow
8	5065707	3	Straight thread adapter



AW572207

Manifold valve, lift/lower

item	part no	qty	description
	561917	1	Manifold valve, lift/lower
1	28220042	1	Solenoid valve, 12 volt DC
2	8220044	1	Needle valve, brake release
	6091047	1	Seal repair kit
3	28220045	6	Check valve
	3049853	1	Seal repair kit
4	8220046	3	Orifice disc
5	5075302	5	Hex plug
6	5075307	1	Hex Plug
7	8220047	1	Manifold
8	5065707	3	Straight thread adapter



AW561917

Manifold valve, main

item	part no	qty	description
	561767	1	Manifold valve, main
1	8220044	1	Needle valve, brake release
	6091047	1	Seal repair kit
2	28220061	1	Counterbalance valve cartridge - (factory preset, do not reset)
3	6010580	1	Relief valve cartridge - (factory preset, do not reset)
4	28220042	1	Solenoid valve, 12 volt DC
5	8220065	2	Solenoid 4 way valve, 12 volt DC
	8220093	2	Replacement coil - (per solenoid valve)
6	28220063	1	Orifice plug, .025 inch orifice
7	28220087	3	Bolt kit
8	474746	9	O-ring
9	562016	2	O-ring
10	562026	2	O-ring
11	5075203	8	Hex head plug
12	5075305	1	Hex plug
13	5075302	1	Hex plug
14	28220083	1	Manifold
15	989559	2	Pin, tension
16	5063701	1	Cap
17	8220067	1	Solenoid 4 way valve, 12 volt DC
	8220093	2	Replacement coil
18	6091033	1	Shuttle valve
	3049865	1	Seal repair kit
19	6091056	6	Expander plug
20	5035305	2	Straight thread 90° elbow
21	5065703	4	Straight thread adapter
22	5036103	1	Straight thread run tee

F

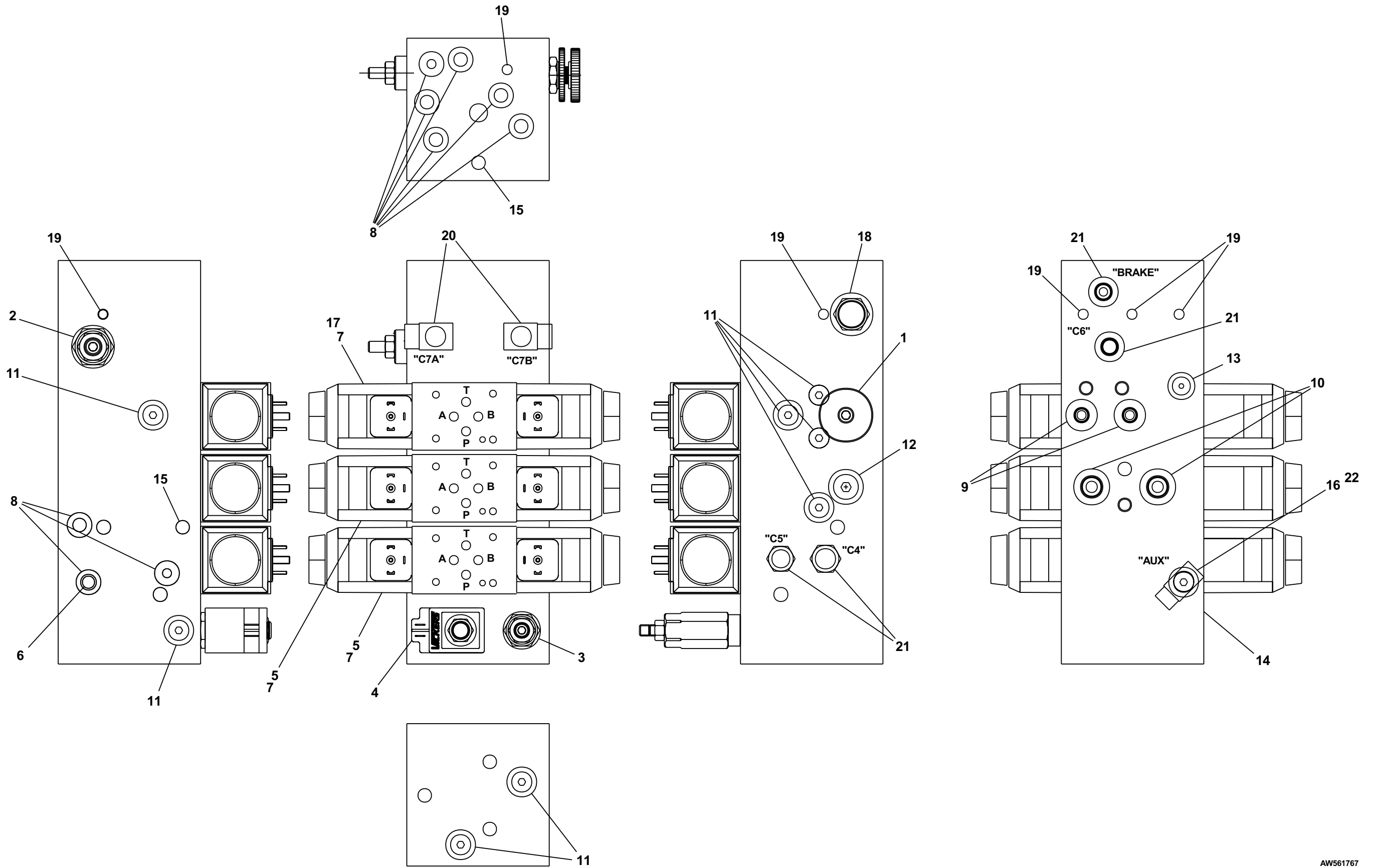
E

D

C

B

A



AW561767

TITLE Manifold valve, main
 Snorkel model SR series

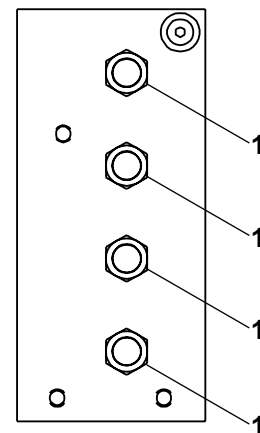
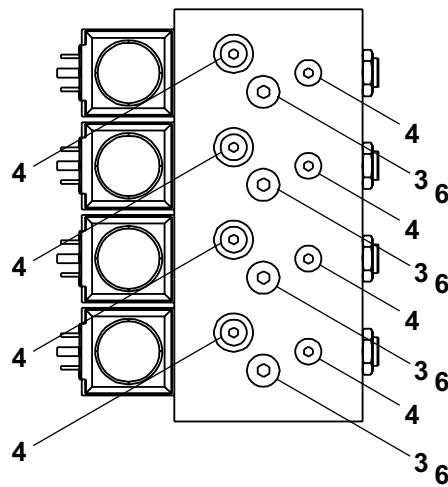
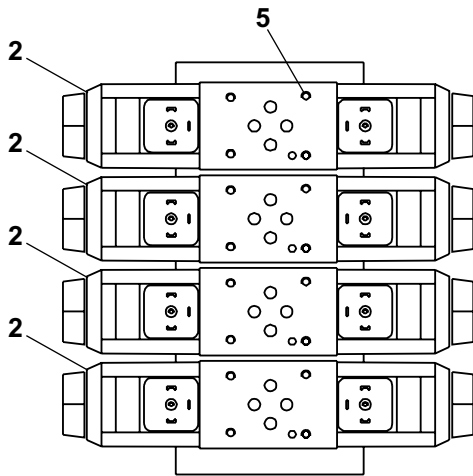
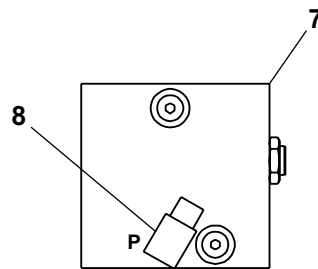
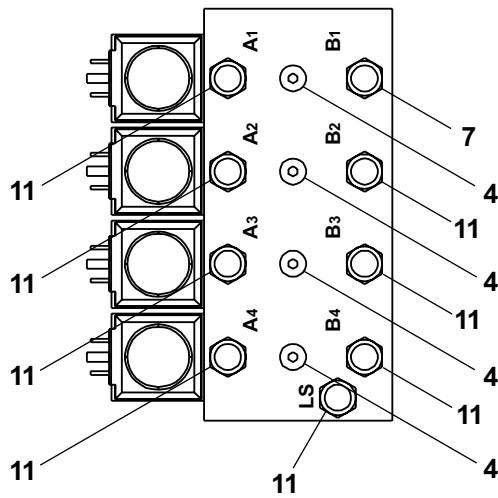


Page 2 - 19

1 2 3 4 5 6 7 8 9

Manifold valve, outriggers

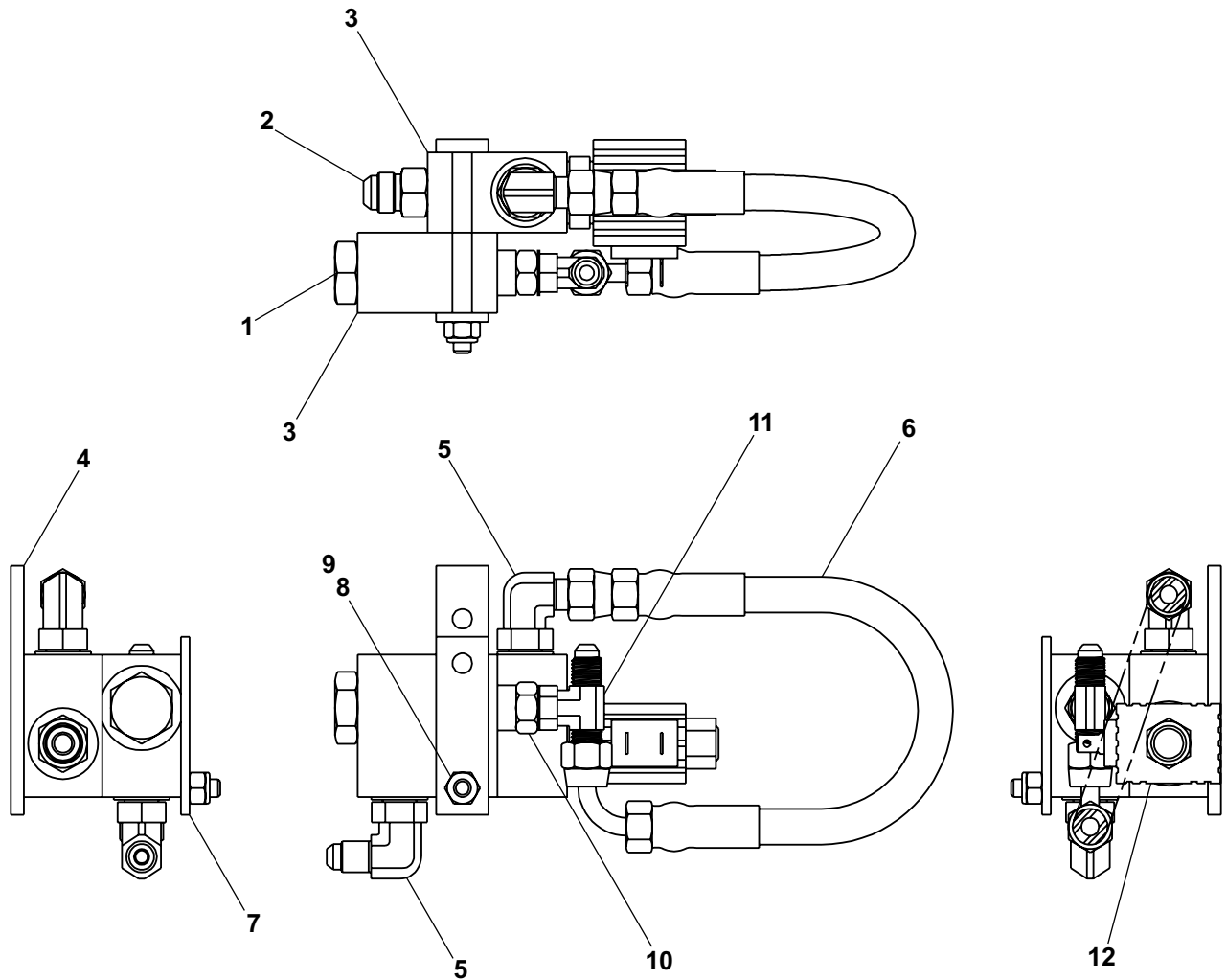
item	part no	qty	description
	562417	1	Manifold valve, outriggers
1	8220056	4	Check valve, pilot operated
2	8220065	4	Solenoid 4 way valve, 12 volt DC
	8220093	2	Replacement coil - (2 per solenoid valve)
3	8220057	4	Orifice plug
4	28220058	8	Sense check
5	28220087	4	Bolt kit
6	8220059	1	Manifold
7	5065703	9	Straight thread adapter
8	5035305	2	Straight thread 90° elbow



AW562417

Manifold valve, outrigger pilot vent

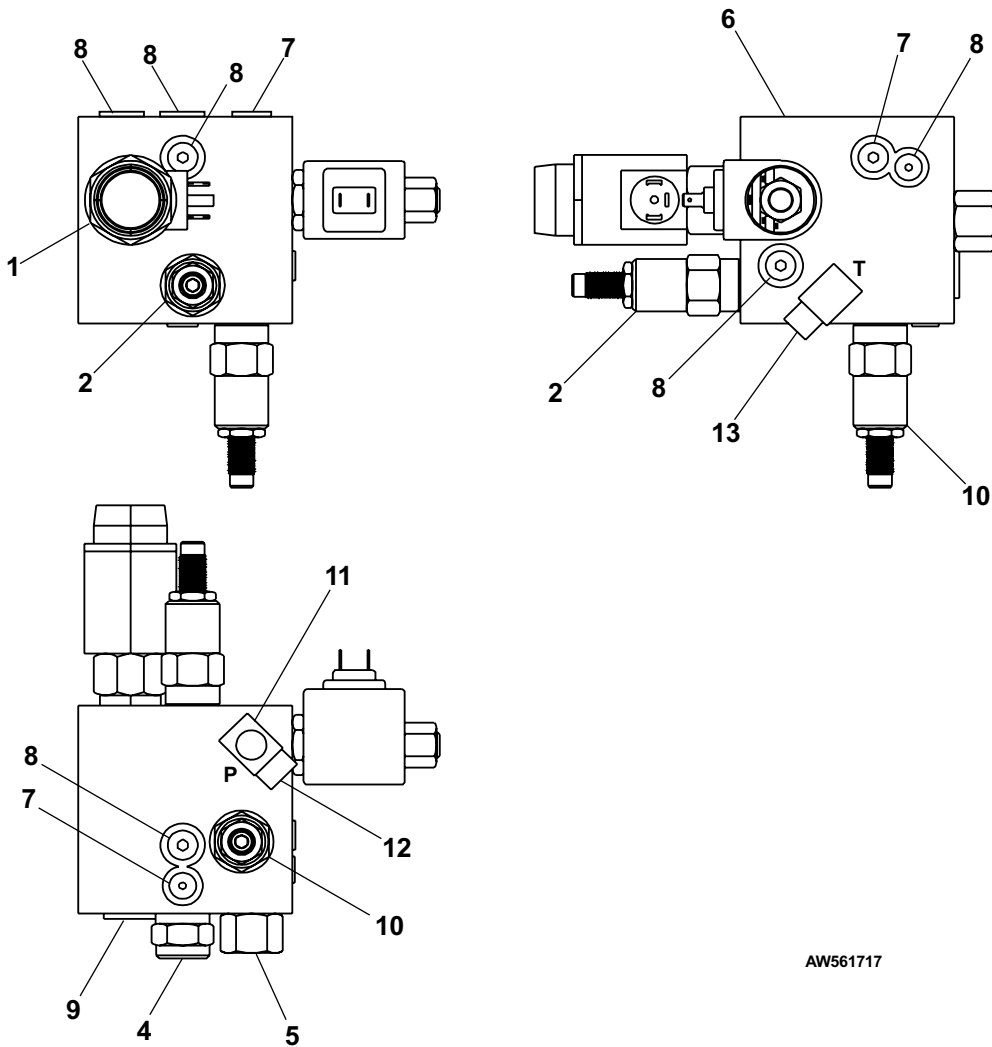
item	part no	qty	description
	575924	1	Manifold valve, outrigger pilot vent
1	561176	1	Check valve cartridge
2	5065707	1	Straight thread adapter
3	614996	2	Manifold
4	575944	1	Mounting strip
5	5035318	2	Straight thread 90° elbow
6	575964	1	1/4 inch hydraulic hose
7	575934	1	Mounting strip
8	972169	1	Capscrew 1/4-20 x 3 inch long socket flat head
9	5560004	1	Nut 1/4-20 self locking
10	614986	1	Reducer-expander
11	5036503	1	Straight thread branch tee
12	605576	1	Solenoid valve, 12 volt DC
	605606	1	Replacement solenoid



AW575924

Manifold valve, proportional inlet

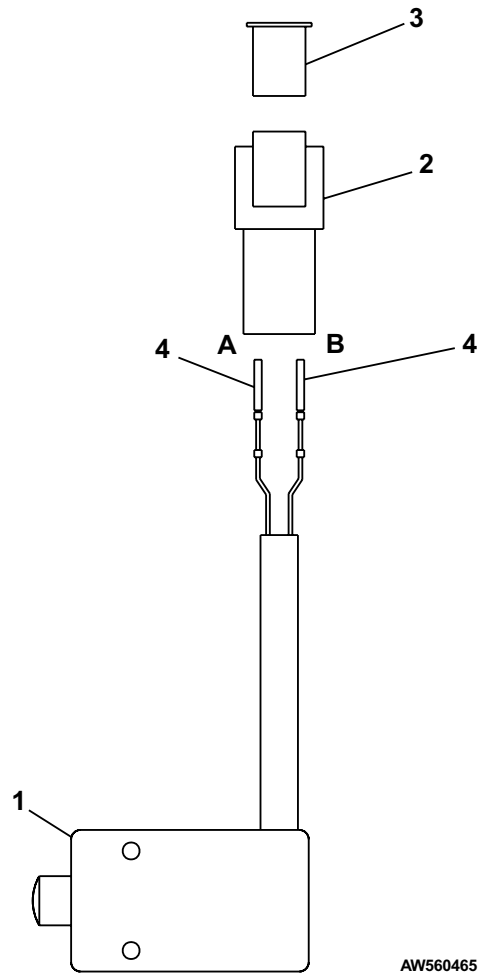
item	part no	qty	description
	561717	1	Manifold valve, proportional inlet
1	8220069	1	Proportional valve
	8220080	1	Replacement coil, 10 volt DC
2	28220051	1	Relief valve
3	28220071	1	Solenoid valve, 10 volt DC
4	28220052	1	Differential pressure sensing valve
5	6010785	1	Flow control
6	8220054	1	Manifold
7	5075302	4	Hex plug
8	5075303	6	Hex plug
9	5075307	1	Hex plug
10	28220055	1	Relief valve
11	5036106	1	Straight thread run tee
12	5063704	1	Cap
13	5035306	1	Straight thread 90° elbow



AW561717

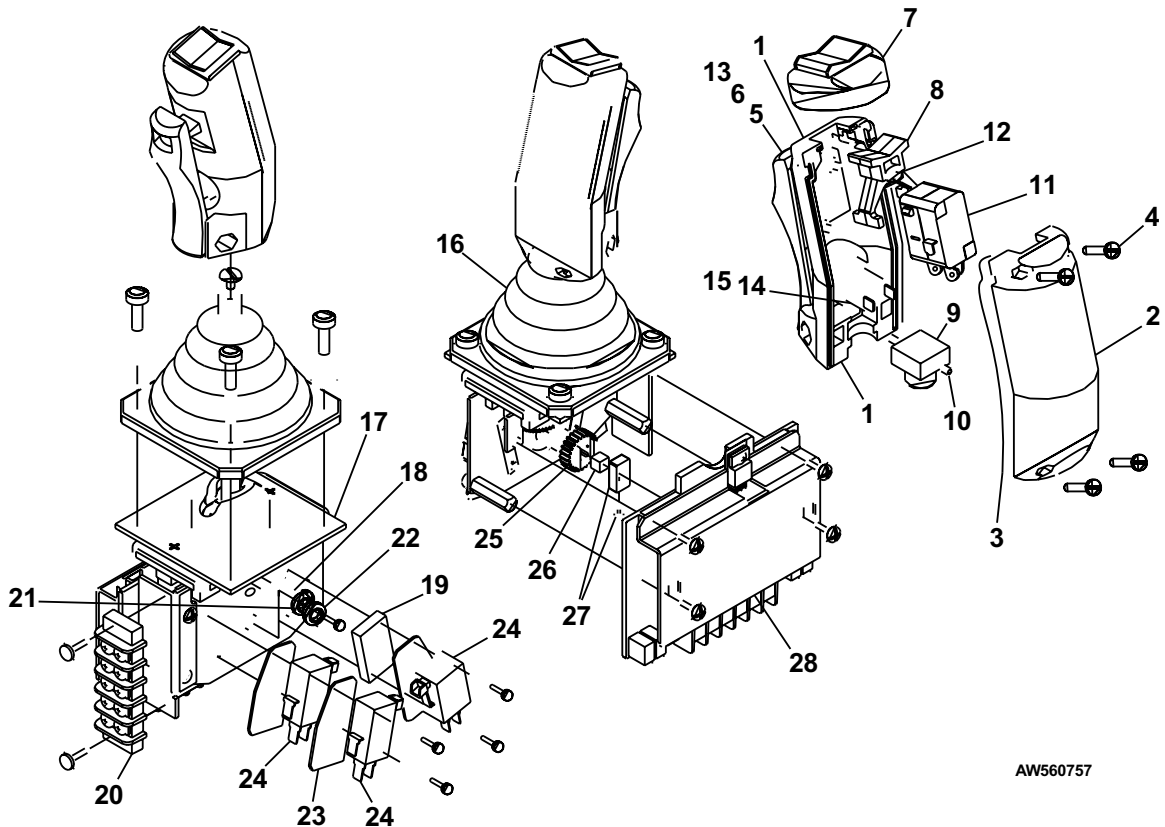
Articulating axle switch

item	part no	qty	description
	560465	1	Articulating axle switch
1	614286	1	Switch, limit
2	3049804	1	Connector 2 pin
3	3049808	1	Lock wedge 2 pin plug
4	3040341	2	Pin, contact



Controller

item	part no	qty	description
	560757	1	Controller
	3020176	1	Handle kit - (kit includes items 1 through 4)
	5560591	1	Hardware kit - (kit includes items 5 and 6)
1	3020184	1	Front handle half
2	3020185	1	Back handle half
3	3020186	1	Gasket
4	5560594	4	Assembly screw
5	5560592	1	Trigger axle screw
6	5560593	1	Trigger axle nut
7	8150119	1	Rocker boot
8	3020179	1	Rocket
9	3010181	1	Coupling handle
10	3020182	2	Coupling set screw
11	3020183	1	Microswitch
12	3010187	1	Rocker axle
13	3020178	1	Trigger lever
14	3020180	1	Push button, side mounting
15	3010177	1	Nut, side mounting push button
16	8150131	1	Boot replacement kit - (parts not sold separately)
17	8150136	1	Cam spacer
18	8150079	1	Washer
19	8150129	1	Insulator
20	3020189	1	Terminal board
21	3020192	1	Cam
22	3020193	1	Cam
23	3020191	3	Insulator
24	3020188	3	Microswitch
25	8150102	1	Slave gear
26	3020194	1	Nut, cam
27	3020195	1	Pot
28	3020196	1	Printed circuit board



AW560757

Lower control box

item	part no	qty	description
	560348	1	Lower control box, gasoline - (includes items 1 through 34)
	560349	1	Lower control box, dual fuel - (includes items 1 through 33 and 35 through 37)
	560350	1	Lower control box, LP fuel only - (includes items 1 through 33 and 38)
	560351	1	Lower control box, diesel - (includes items 1 through 33)
1	560229	1	Box, lower electrical
2	560224	1	Alarm board/daughter board 12 volt
3	560223	1	Relay board/mother board 12 volt
4	3020013	2	Switch, toggle
5	3020015	1	Switch, toggle
6	3020016	1	Switch, toggle
7	3020018	1	Switch, toggle
8	3020097	1	Switch, toggle
9	562236	1	Guard, emergency stop switch
10	455186	1	Hour meter
11	562326	14	Relay, 12 volt DC
12	560390	1	Relay, 12 volt DC
13	563686	1	Circuit breaker, 15 amp thermal
14	3020087	1	Switch, keyed start
	8030044	1	Replacement key
15	560394	1	Temperature gauge
16	560396	1	Ammeter
17	560397	1	Wire harness, lower control box internal
18	302832	1	Speaker
19	302883	1	Drain plug
20	560388	1	Lamp, green 12 volt
21	3040068	1	Circuit breaker, 20 amp capacity
22	560240	1	Decal, lower controls
23	560398	1	Gasket kit, lower controls
24	560389	1	Cable, door restraint
25	0070967	1	Corrosion inhibitor
26	560395	1	Temperature sensor
27	302856	2	Bracket, daughter board
28	302855	2	Stand-off, daughter board
29	3040761	1	Relay, 9 volt DC
30	560382	1	Amplifier
31	974659	2	Machine screw #10-24 x 1/2 inch long round head
32	5560034	2	Nut #10-24 self locking
33	560338	1	Decal, lower control box plug
34	560329	1	Wire, internal - gasoline
35	3020017	1	Switch, toggle
36	560337	1	Switch seal
37	560328	1	Wire, internal - dual fuel
38	560330	1	Wire, internal - LP fuel only

F

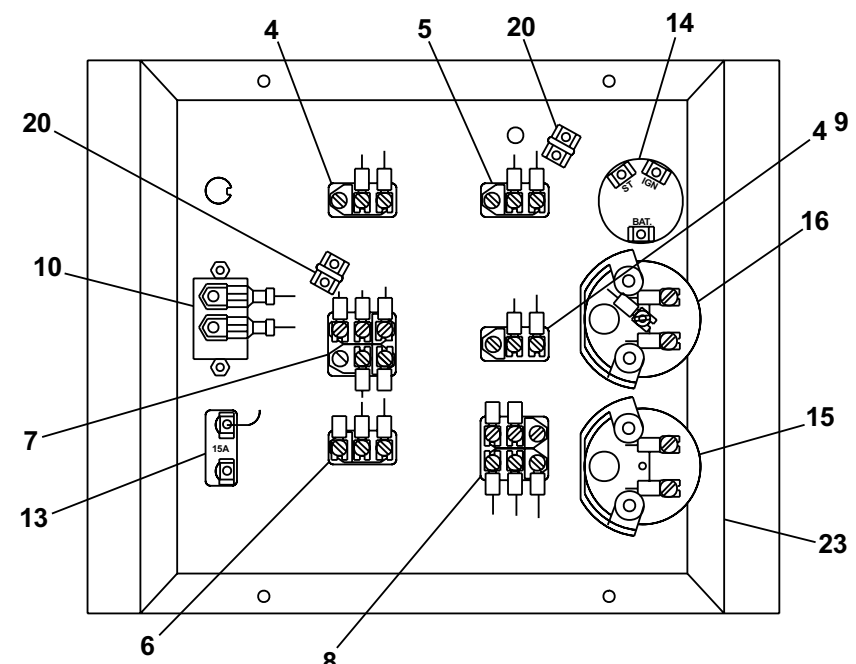
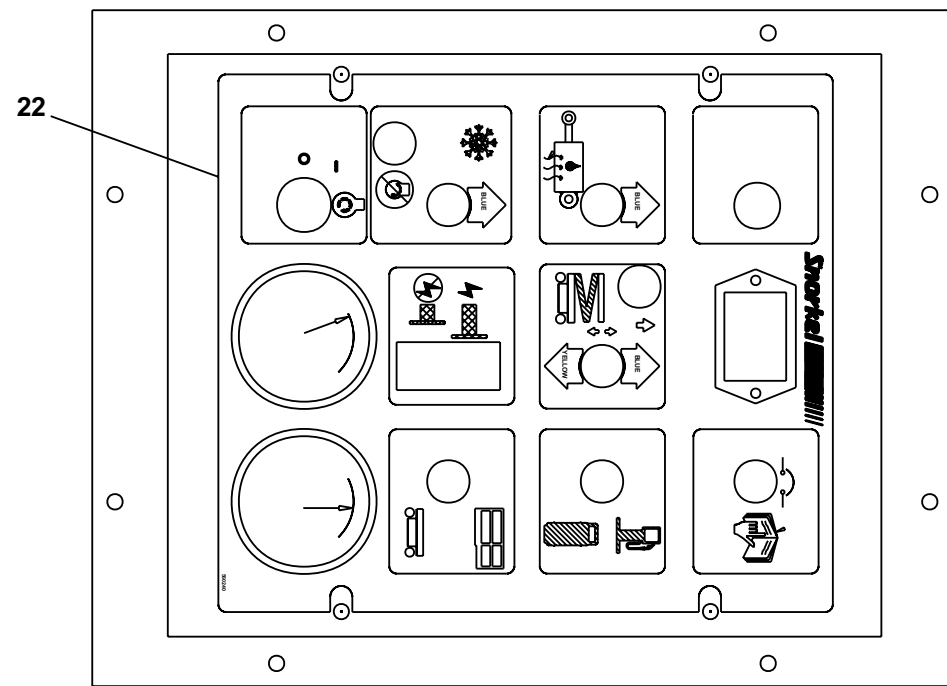
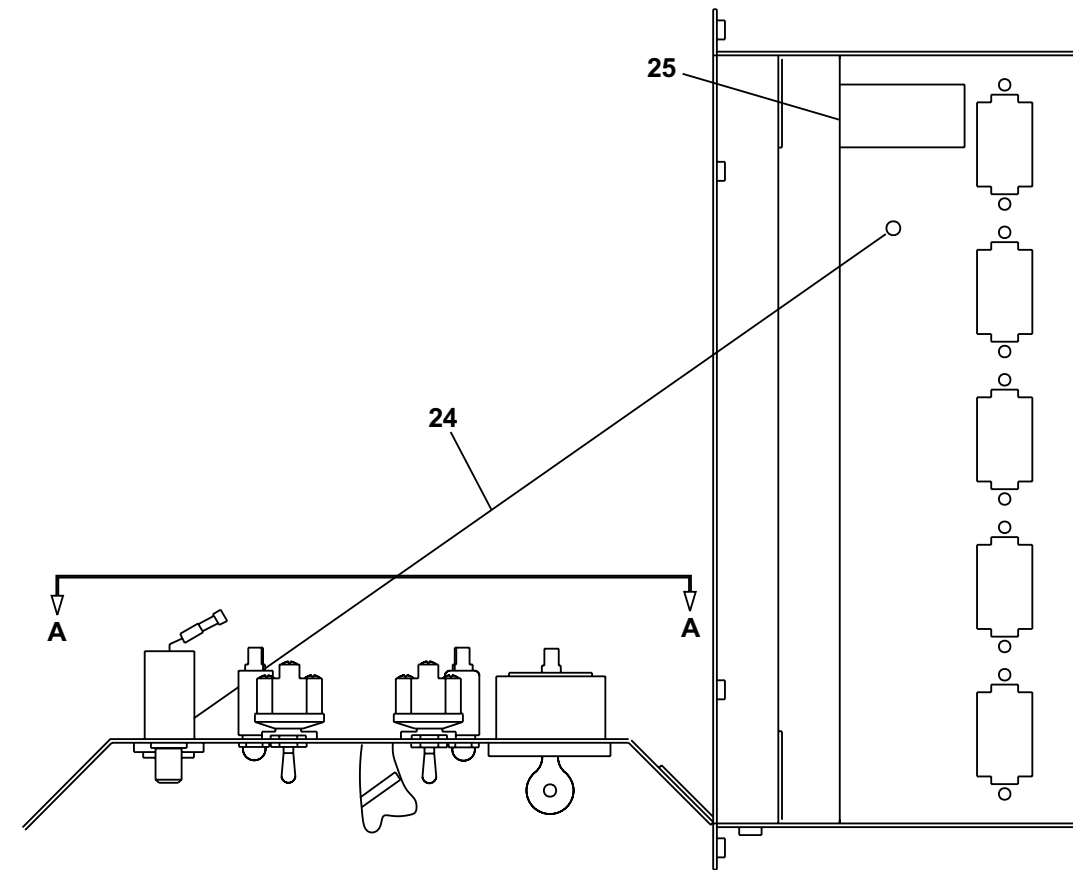
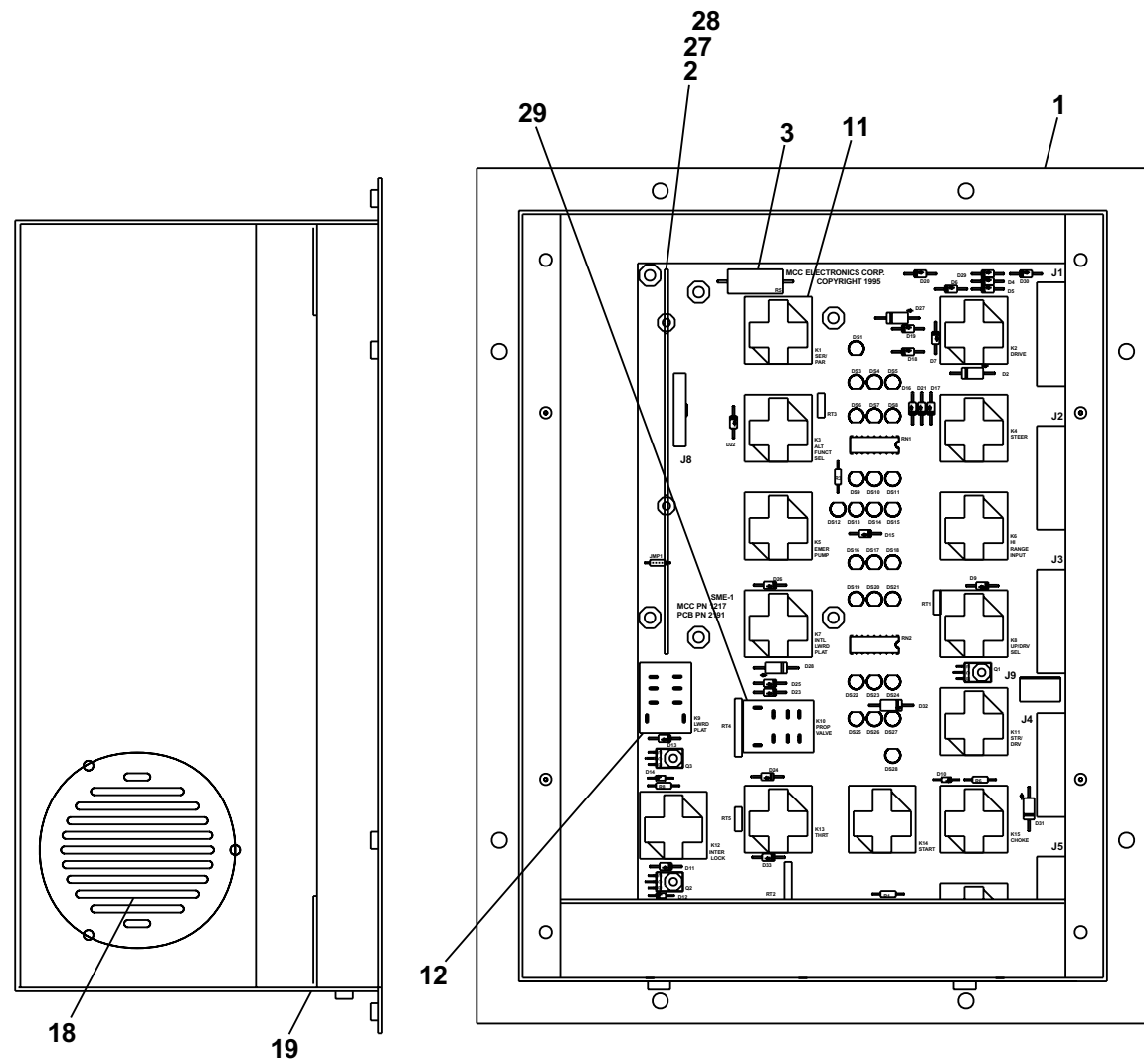
E

D

C

B

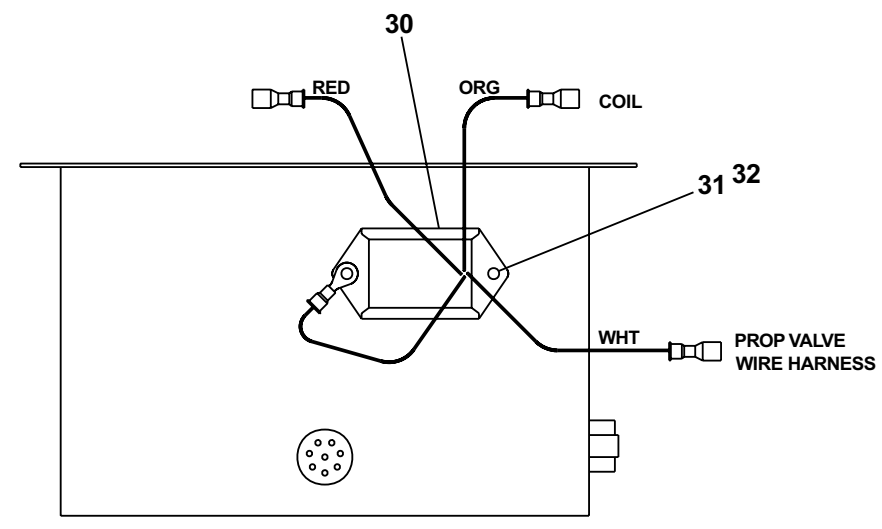
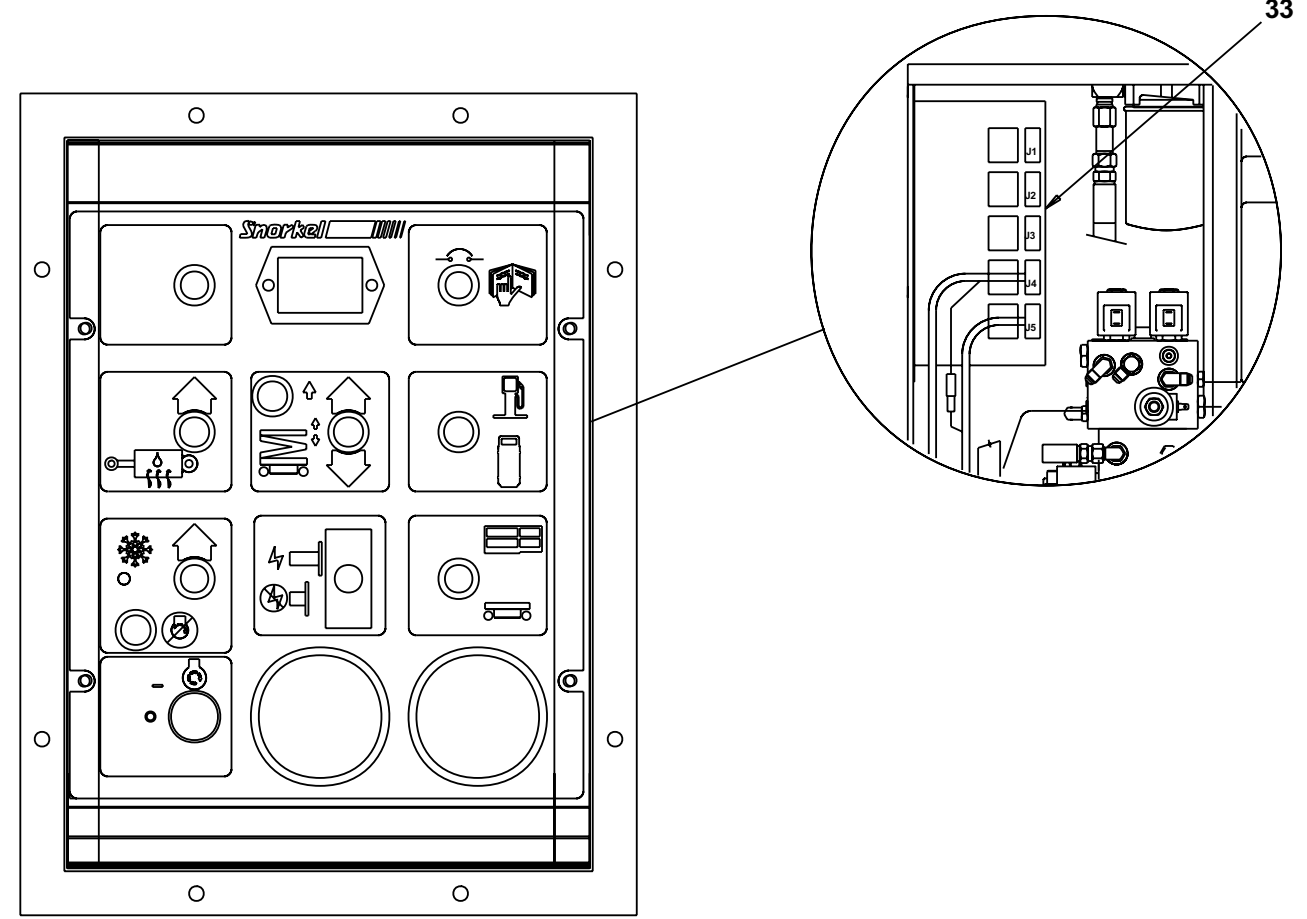
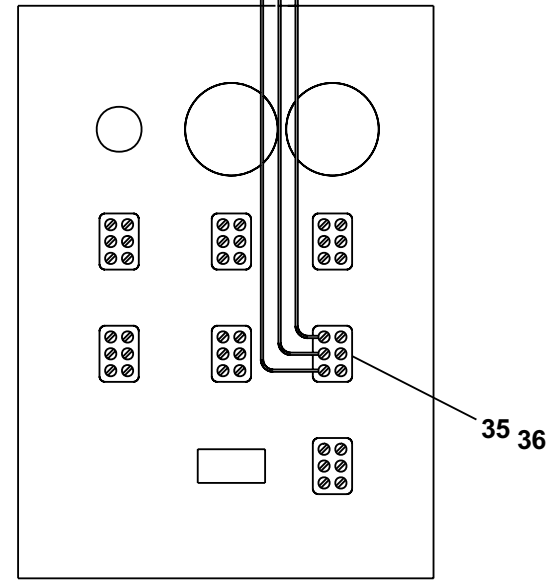
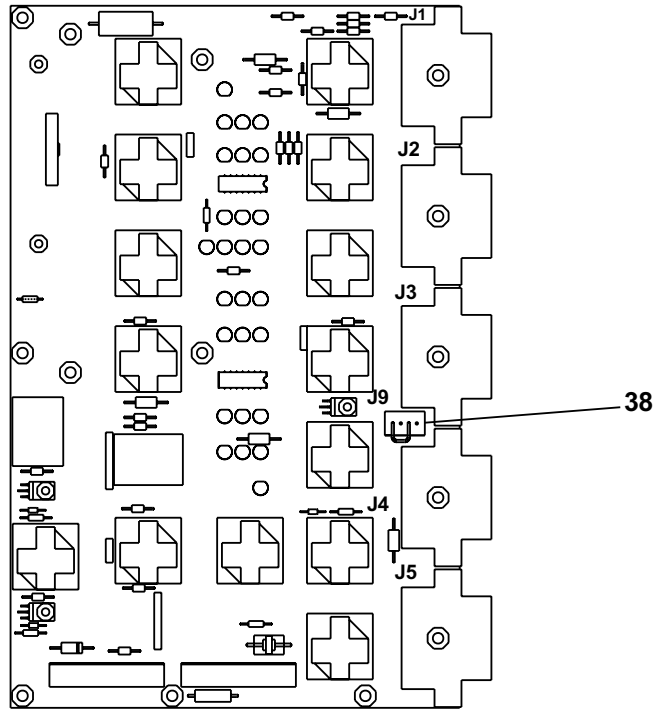
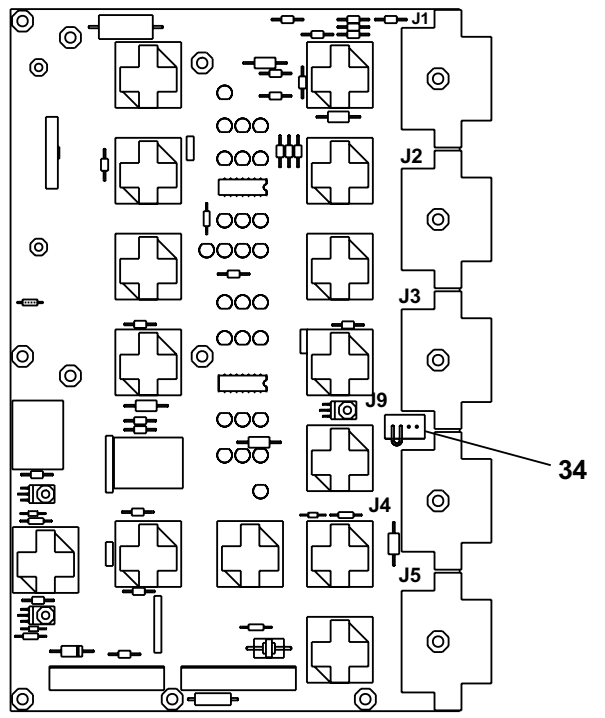
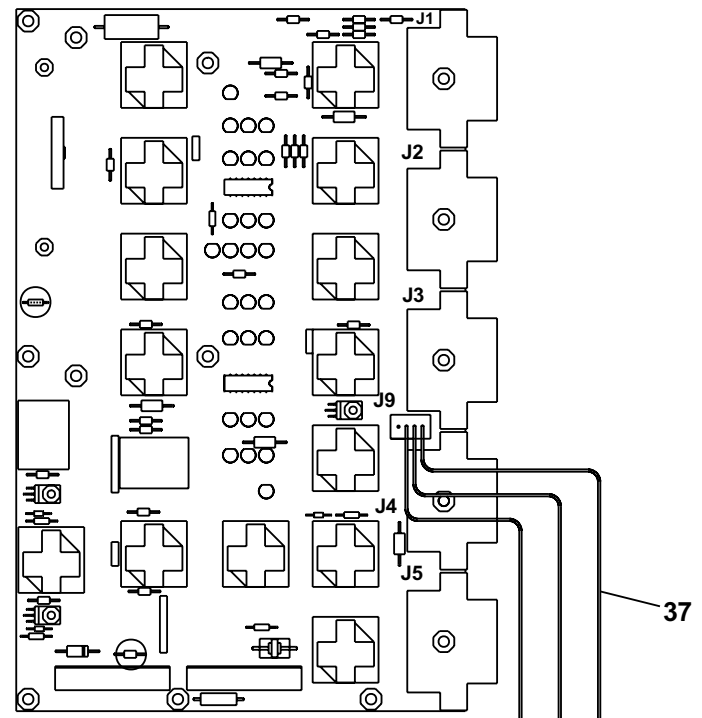
A



VIEW A-A

AW560222

F
E
D
C
B
A



GASOLINE

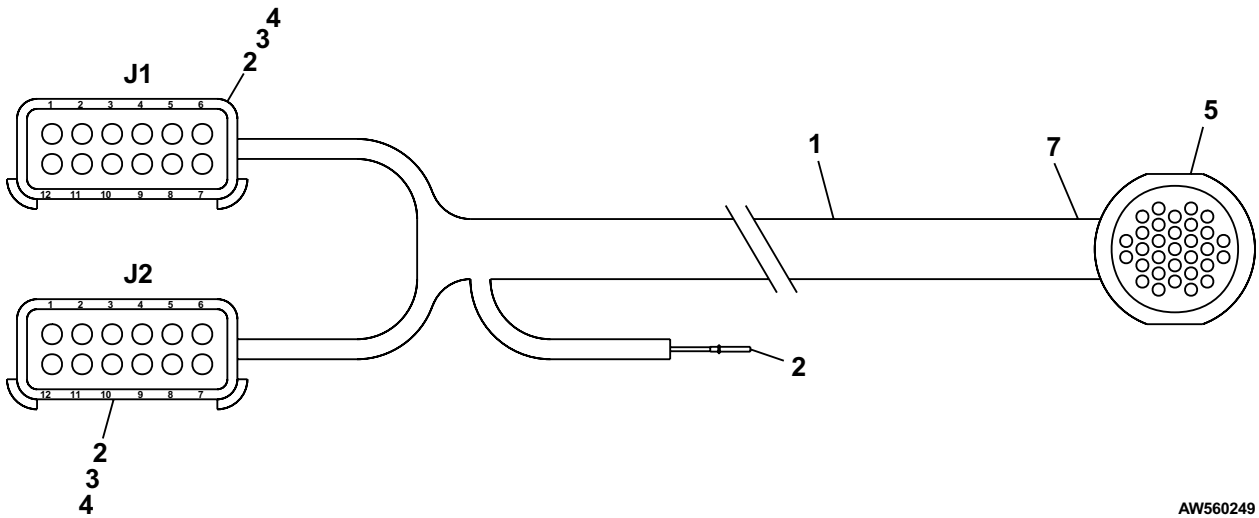
LP FUEL ONLY

DUAL FUEL

AWA56031C

Platform control cable

item	part no	qty	description
	560247	1	Control cable SR2584
	560248	1	Control cable SR3284
	560249	1	Control cable SR4084
1		1	Cable - (not sold separately)
2	3040342	63	Socket contact
3	3049813	2	Connector 12 pin
4	3049814	2	Lock wedge 12 pin plug
5	3049846	1	Plug

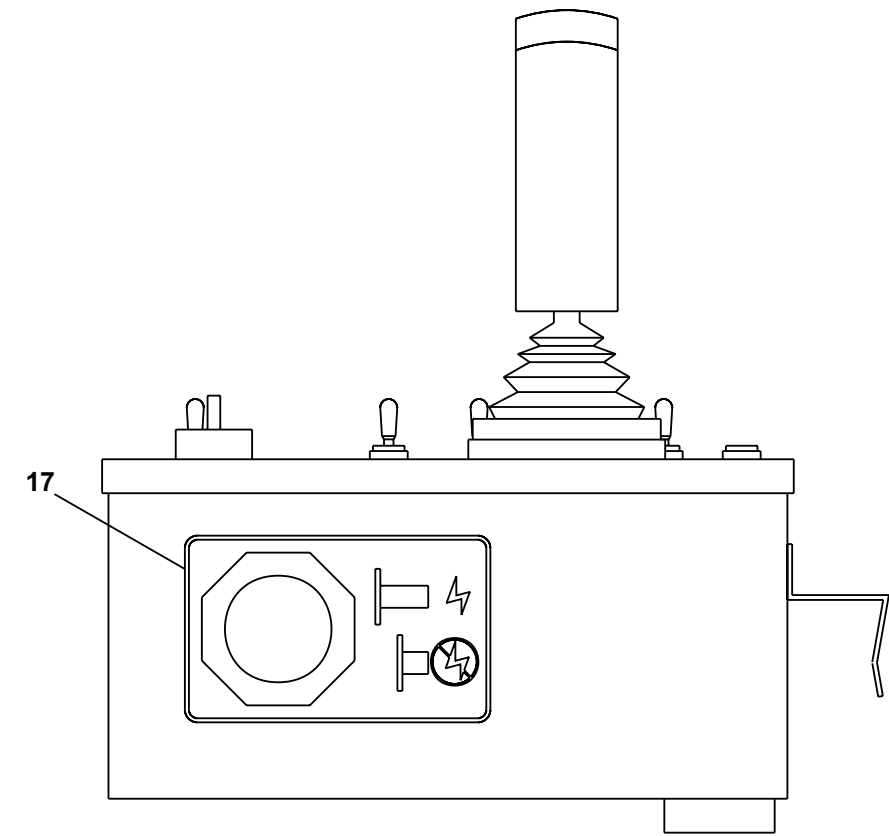
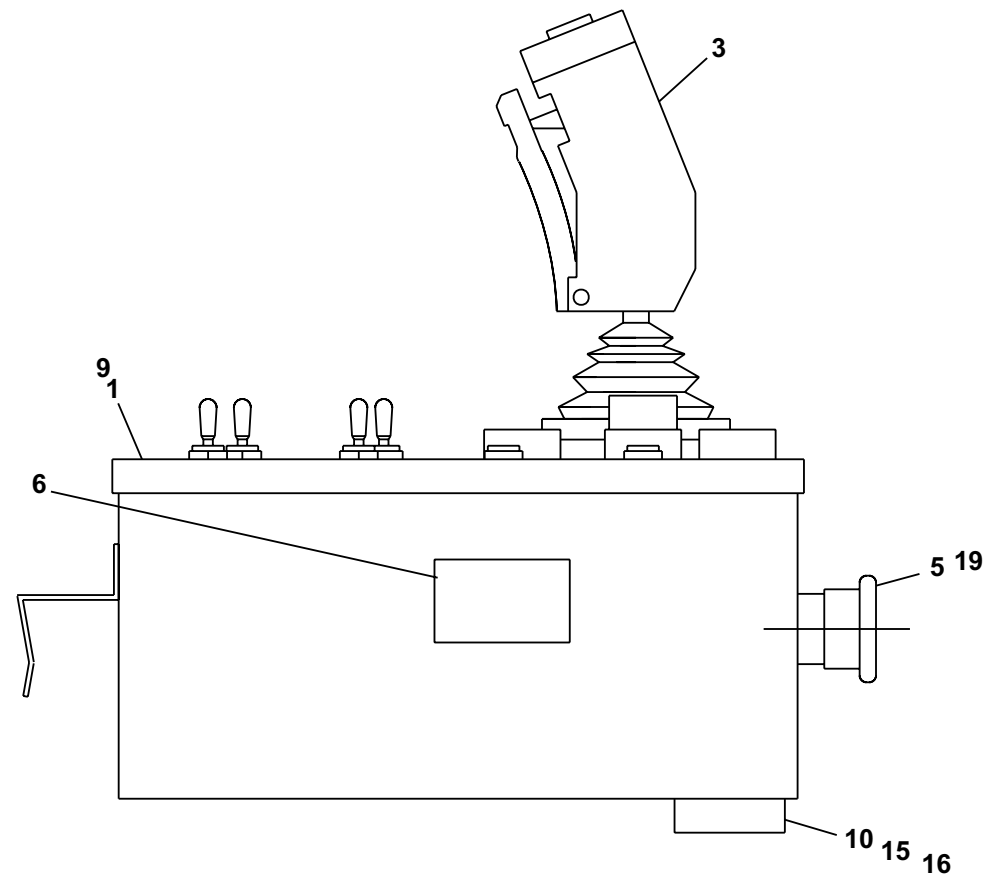
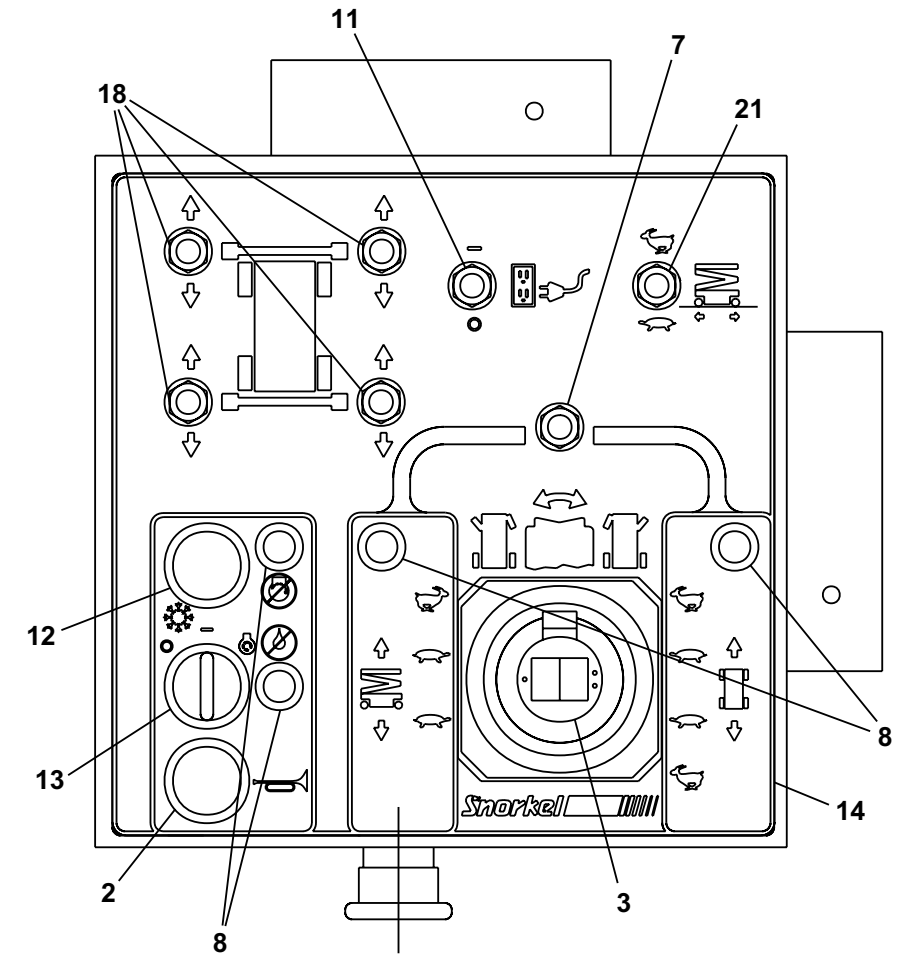
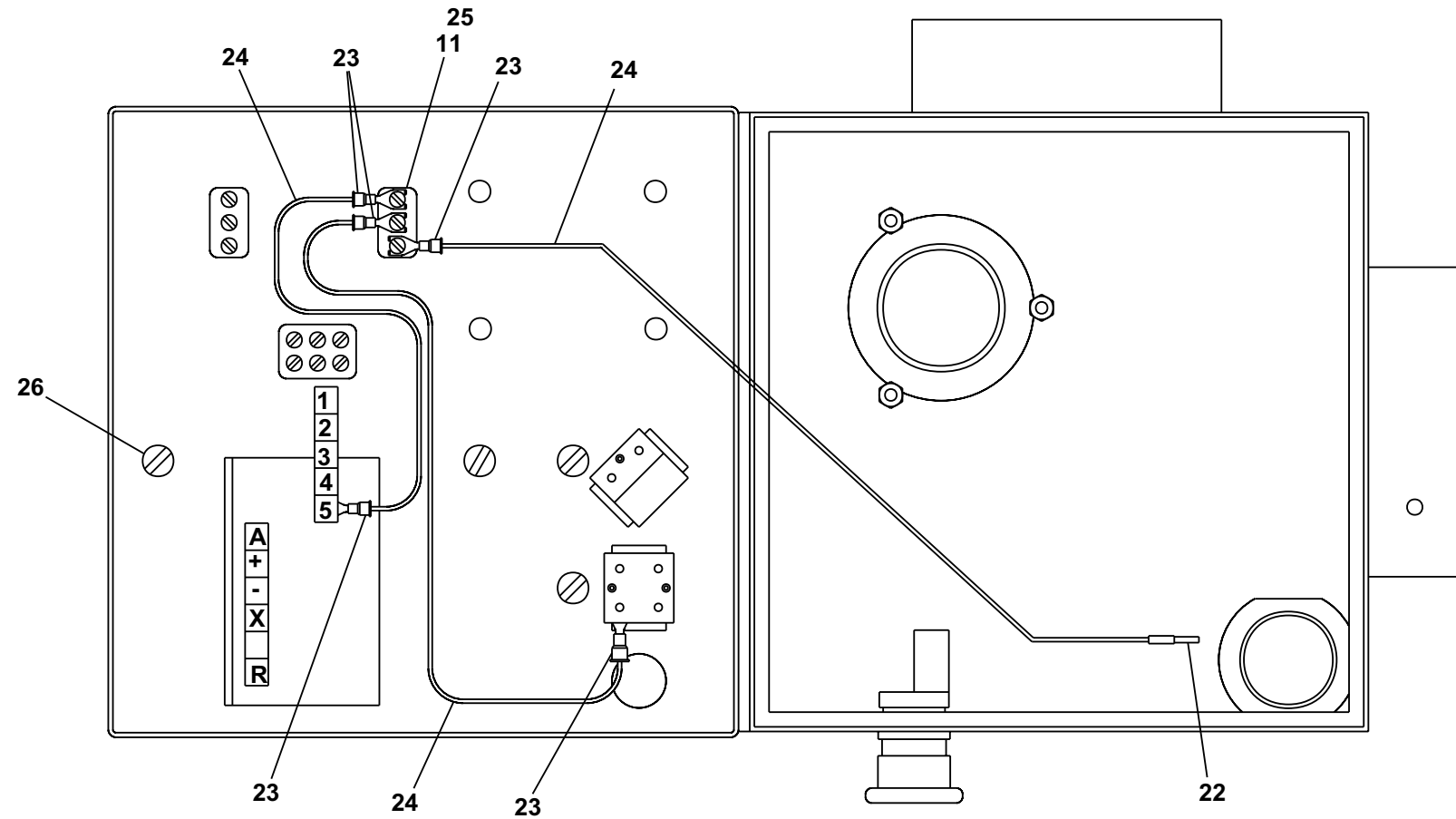


AW560249

Upper control box

item	part no	qty	description
	560759-89	1	Upper control box
1	560228	1	Control box, upper
2	560332	1	Switch, push button
3	560757	1	Controller - (see page 3-3 for parts breakdown)
4	560376	1	Wire harness, upper control box internal
5	446836	1	Emergency power switch
6	0070967	1	Corrosion inhibitor
7	3020097	1	Switch, toggle
8	560377	4	LED lamp, green
9	560375	1	Gasket kit
10	3049847	1	Connector
	3040341	1	Replacement terminal pin
11	563736	1	Switch, toggle
12	560332	1	Switch, push button
13	560379	1	Switch, start-kill
14	560241	1	Decal, upper control box
15	3040099	1	Connector lockwasher
16	3040098	1	Connector locknut
17	560272	1	Decal, emergency stop
18	3020016	4	Switch, toggle
19	446826	1	Contact block, emergency stop switch
20	560378	1	Wire kit - (wires not sold separately)
21	563736	1	Switch, toggle
22	3040341	1	Pin, contact
23	960359	5	Terminal, #6 spade 18-14 wire
24	964749	3	Wire, 16 gauge single conductor x 30 inch long
25	560337	1	Switch seal
26	302971	1	Lock for control box

F
E
D
C
B
A



AW560759

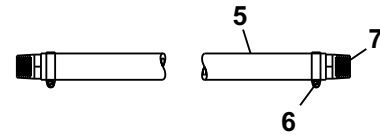
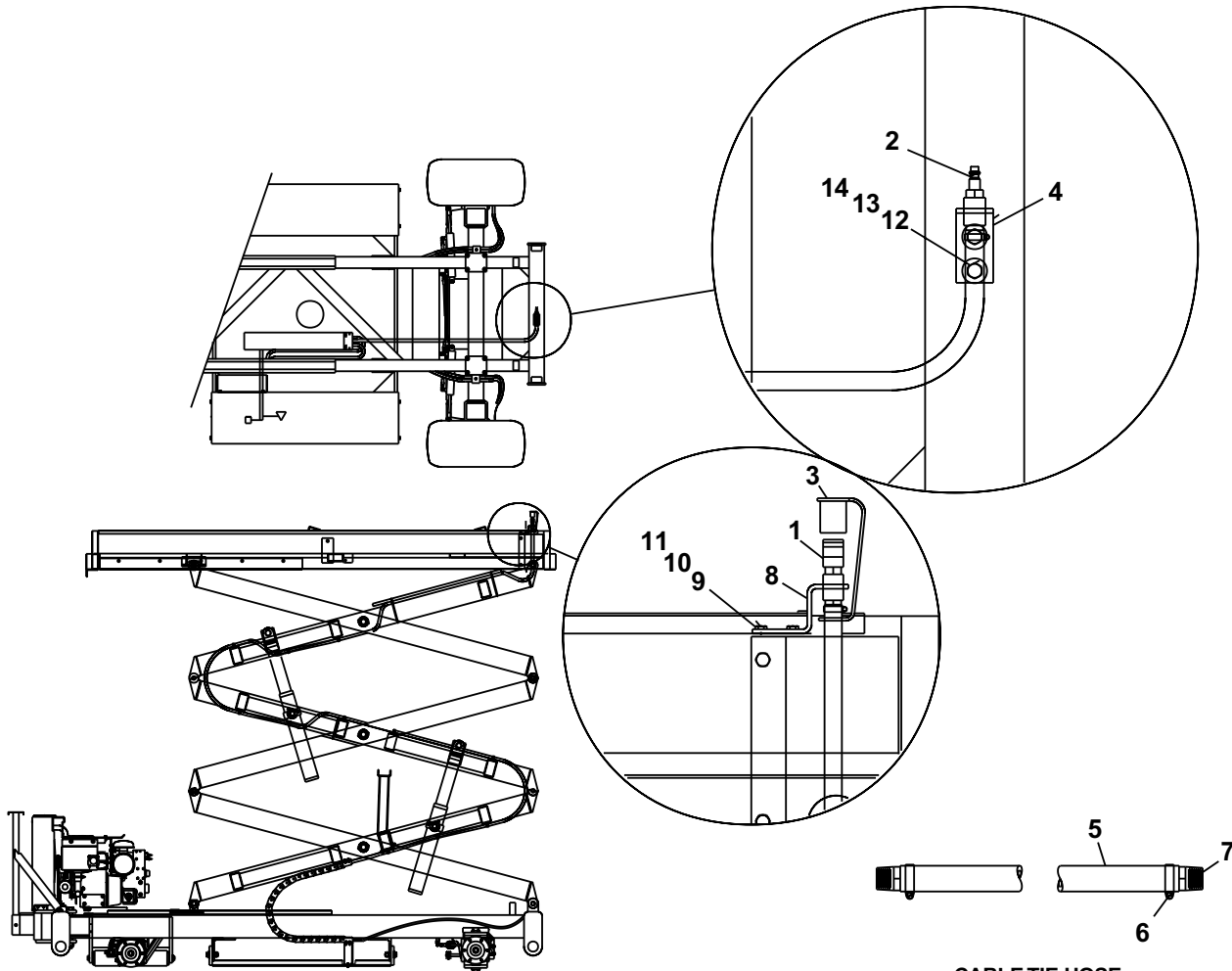
TITLE Upper control box
Snorkel model SR series



1 2 3 4 5 6 7 8 9

Air line to platform SR2584

item	part no	qty	description
1	019047	1	Coupler, quick disconnect
2	019057	1	Coupler, quick disconnect nipple
3	019067	1	Dust cap, coupler
4	300164-99	1	Bracket, air line
5	5010024	1	Air hose, 1/2 inch diameter
6	5550006	2	Clamp
7	563436	2	Fitting, 1/2 inch hose to 3/8 NPT
8	599624	1	Bracket, air line mounting
9	970029	2	Capscrew 1/4-20 x 3/4 inch long hex head grade 5
10	5560004	2	Nut 1/4-20 self locking
11	986019	2	Washer 1/4 medium flat
12	970449	2	Capscrew 3/8-16 x 3/4 inch long hex head grade 5
13	986299	2	Washer 3/8 medium flat
14	987119	2	Washer 3/8 medium lock



**CABLE TIE HOSE
WITH CONTROL CABLE**

AWA56064A

AC generator

item	part no	qty	description
1	0151457-99	1	Mounting plate
2	0151458-99	1	Motor mounting angle
3	560320-99	1	Valve mount plate
4	560326	1	3/8 inch hydraulic tube
5	560327	1	1/4 inch hydraulic tube
6	0151470	1	1/2 inch hydraulic tube
7	0151484-99	1	Coupling cover
8	3080001	1	Generator, AC hydraulic powered
9	6010490	1	Check valve
10	6010589	1	Valve, AC generator
	6010508	1	Replacement cartridge with coil
	3040457	1	Replacement coil
	6010509	1	Replacement cartridge
	6010510	1	Replacement shuttle valve cartridge
	6018916	1	Flow control valve
11	6030029	1	Hydraulic motor, AC generator
	8020028	1	Seal repair kit
12	7240012	1	Coupling
13	5037003	1	Swivel nut 90° elbow
14	5036103	1	Straight thread run tee
15	5065709	2	Straight thread adapter
16	5035306	1	Straight thread 90° elbow
17	5075203	1	Hex head plug
18	5065705	1	Straight thread adapter
19	5065708	1	Straight thread adapter
20	970299	2	Capscrew 5/16-18 x 2 inch long hex head grade 5
21	986269	24	Washer 5/16 medium flat
22	5560031	18	Nut 5/16-18 self locking
23	970499	4	Capscrew 3/8-16 x 1-3/4 inch long hex head grade 5
24	5560033	10	Nut 3/8-16 self locking
25	986299	20	Washer 3/8 medium flat
26	970259	8	Capscrew 5/16-18 x 1 inch long hex head grade 5
27	970469	2	Capscrew 3/8-16 x 1 inch long hex head grade 5
28	987109	10	Washer 5/16 medium lock
29	560416	1	3/8 inch hydraulic tube
30	5065721	1	Straight thread adapter
31	5037006	1	Swivel nut 90° elbow
32	0110732	1	1/2 inch hydraulic hose
33	0060315	2	1/2 inch hydraulic hose
34	0100278	1	1/4 inch hydraulic hose
35	0073163-99	1	Guard, cable retention
36	5036106	1	Straight thread run tee
37	5064003	1	Tube end reducer
38	560417	1	Hydraulic oil return manifold
39	560419	1	Wire harness, AC generator
40	0151880	1	Jumper wire
41	560485-99	1	Oil cooler frame
42	560447-99	1	Bracket, bulkhead mounting
43	569277	1	Oil cooler tube
44	569278	1	Oil cooler tube
45	5560004	5	Nut 1/4-20 self locking
46	5037005	1	Swivel nut 90° elbow
47	970269	4	Capscrew 5/16-18 x 1-1/4 inch long hex head grade 5
48	986359	2	Washer 1/2 medium flat
49	5033614	1	Male adapter
50	5033713	1	Male 90° elbow
			Parts list continued on next page

AC generator

item	part no	qty	description
51	5093008	4	Clamp
52	5034404	2	Bulkhead union
53	5074404	2	Bulkhead locknut
54	5560039	2	Nut 1/2-13 self locking
55	6050002	1	Oil cooler
56	563126	1	Clamp
57	563146	2	Cover plate
58	560467	4	Hose 1/2 inch diameter x 1 inch long
59	970169	1	Capscrew 1/4-20 x 2 inch long hex head grade 5
60	970929	2	Capscrew 1/2-13 x 2 inch long hex head grade 5

F

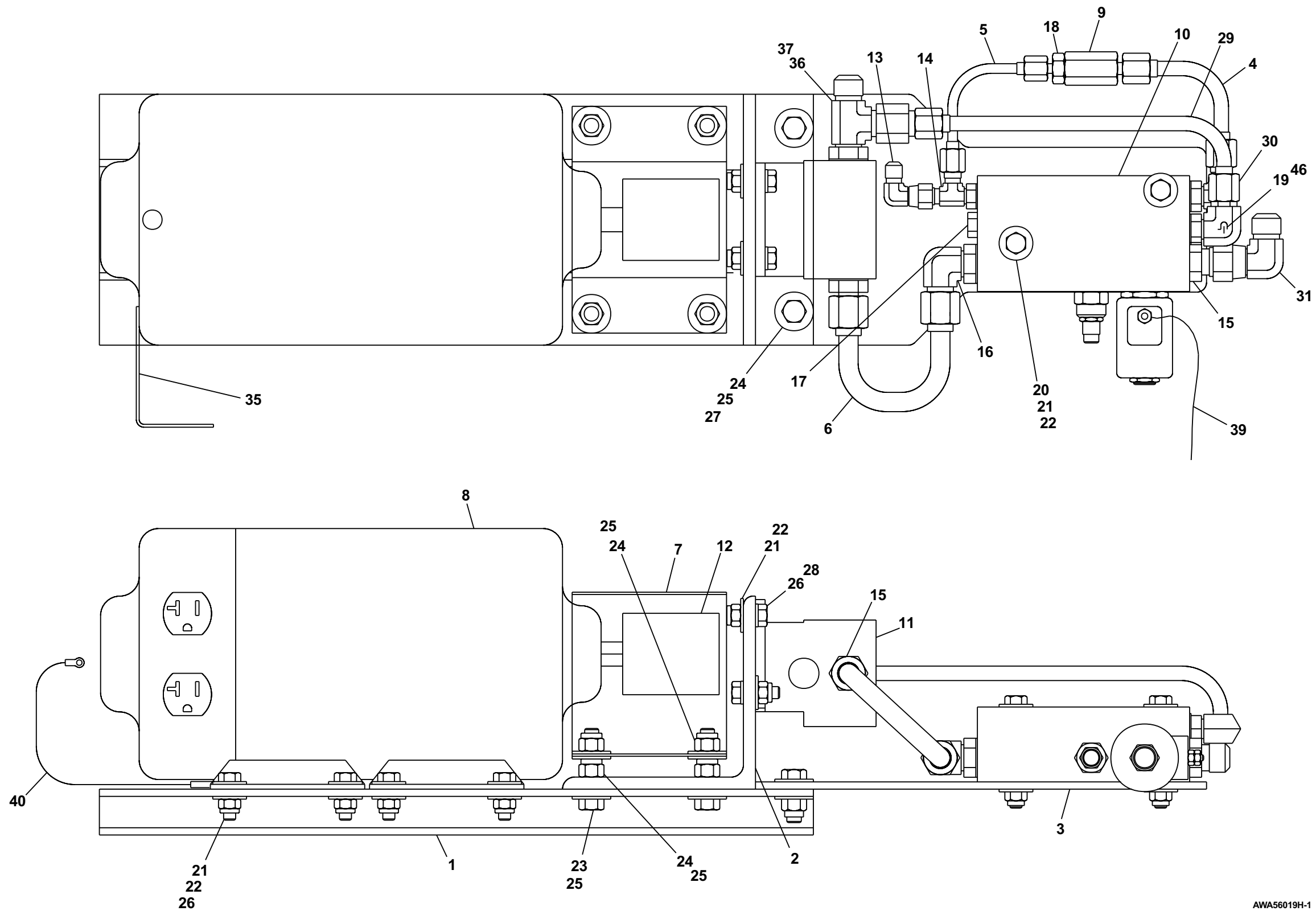
E

D

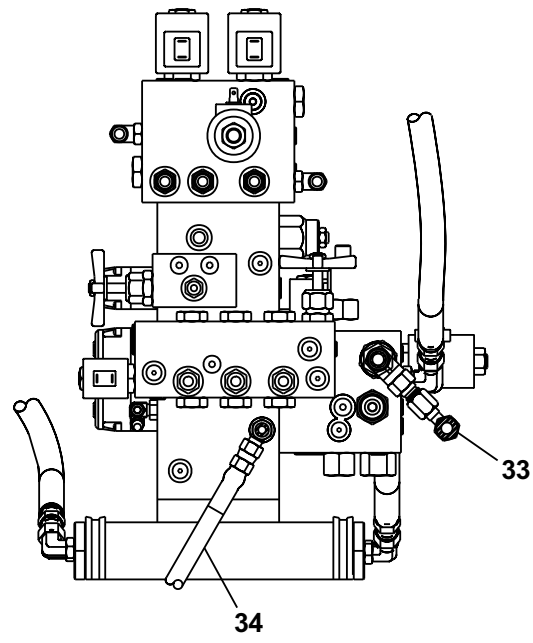
C

B

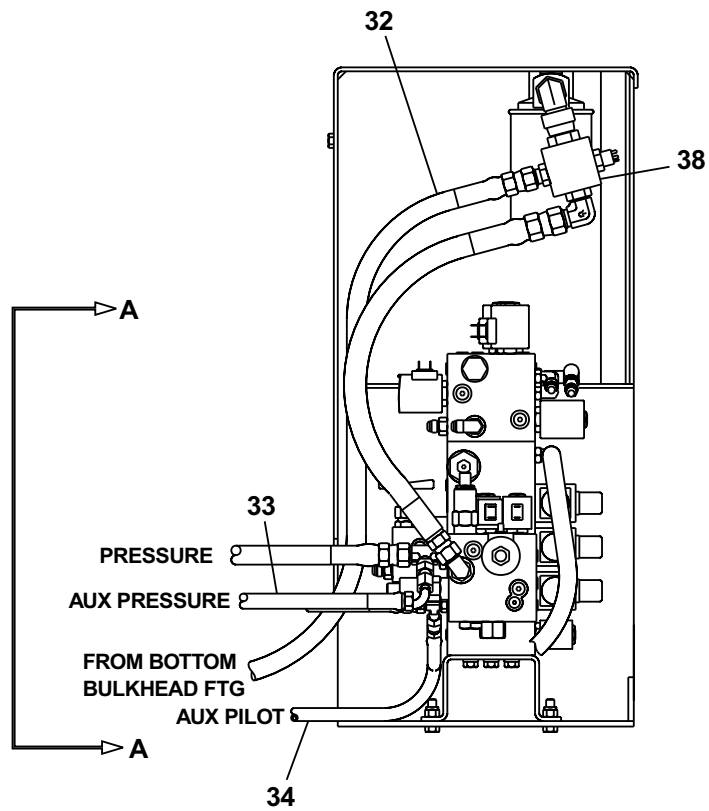
A



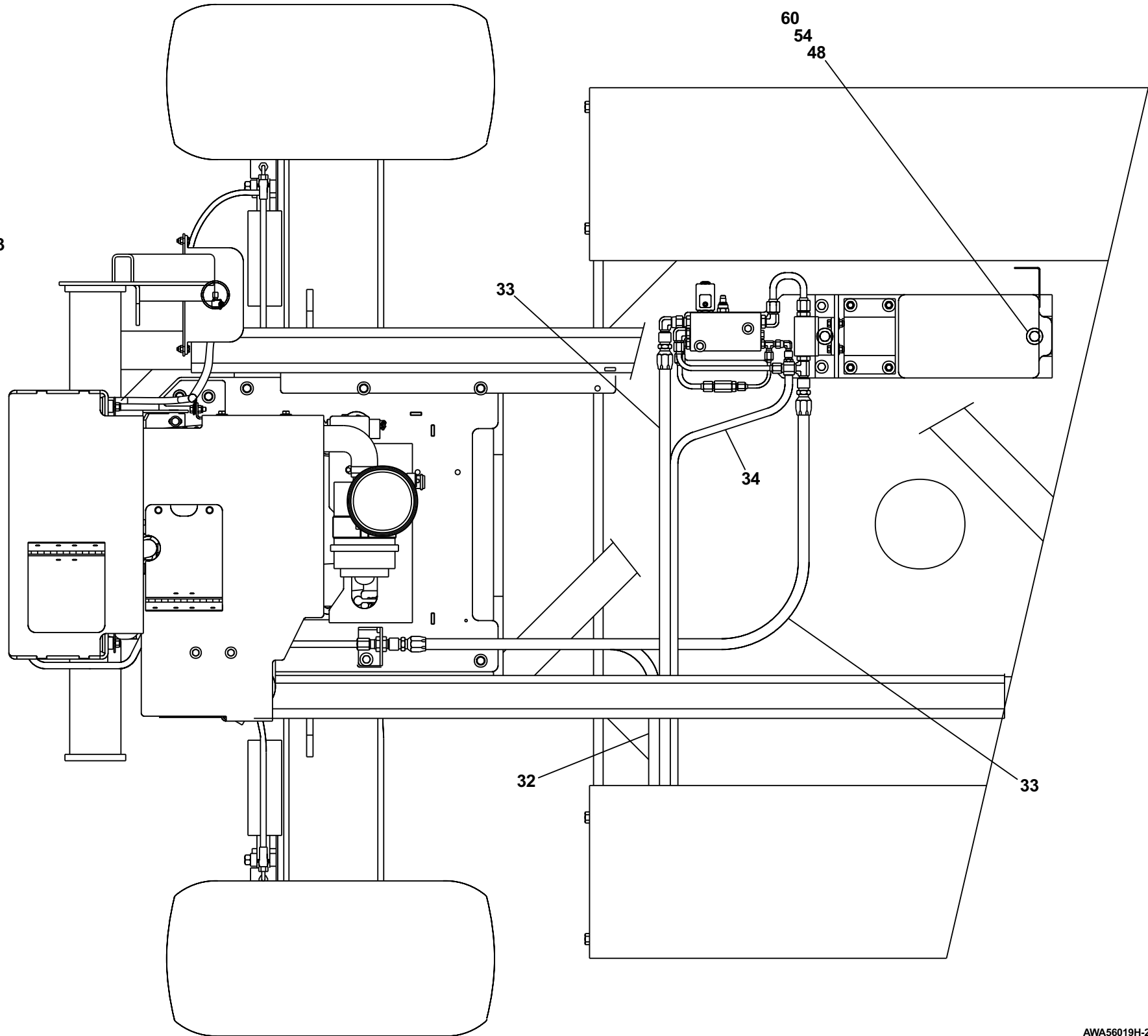
AWA56019H-1



VIEW A-A

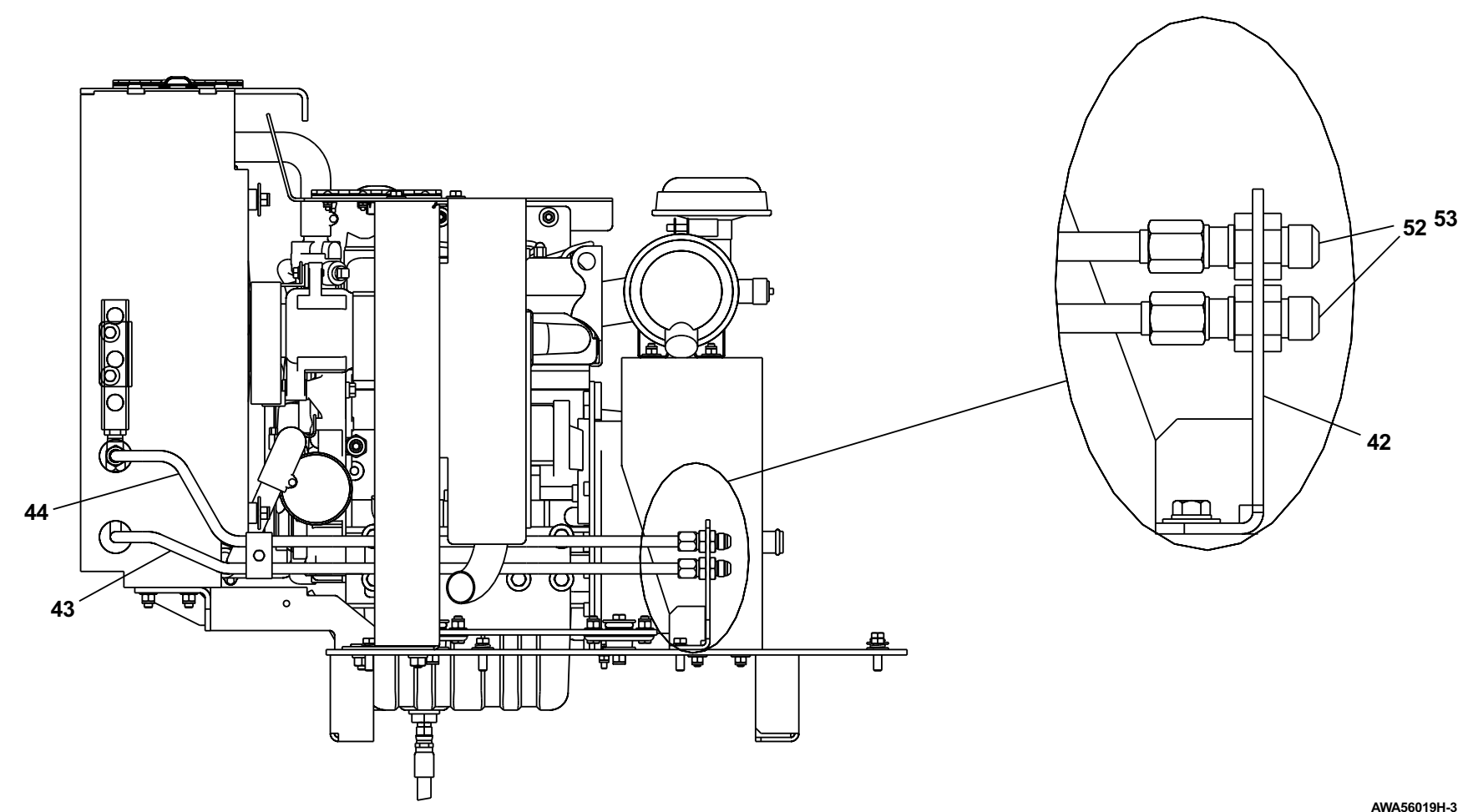
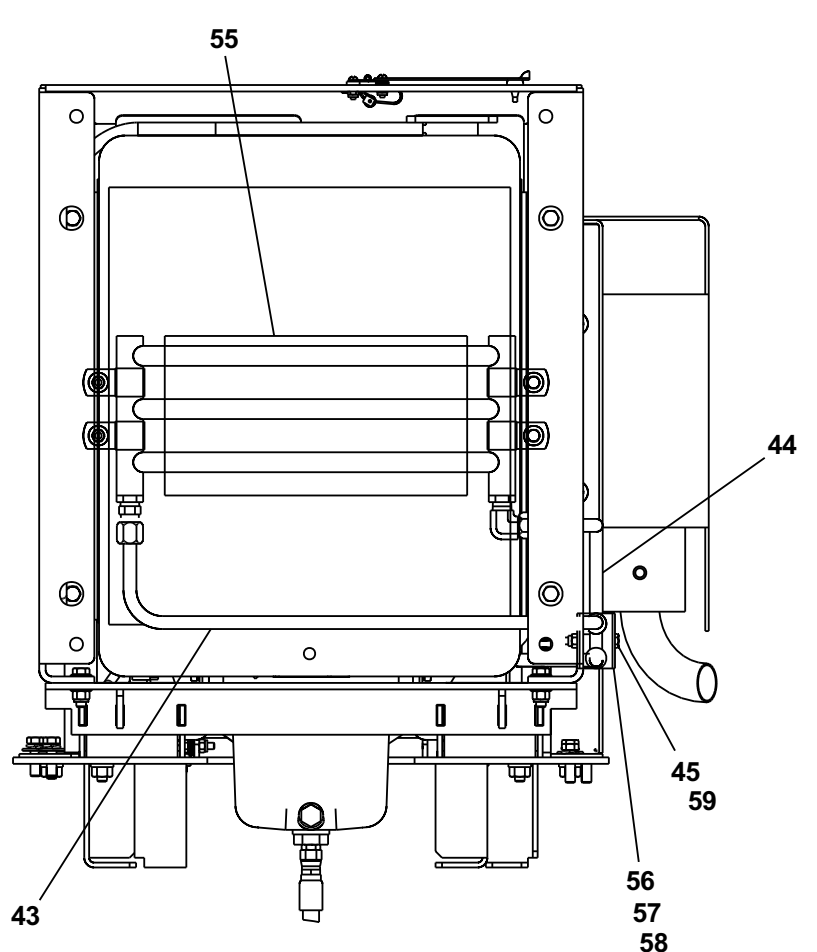
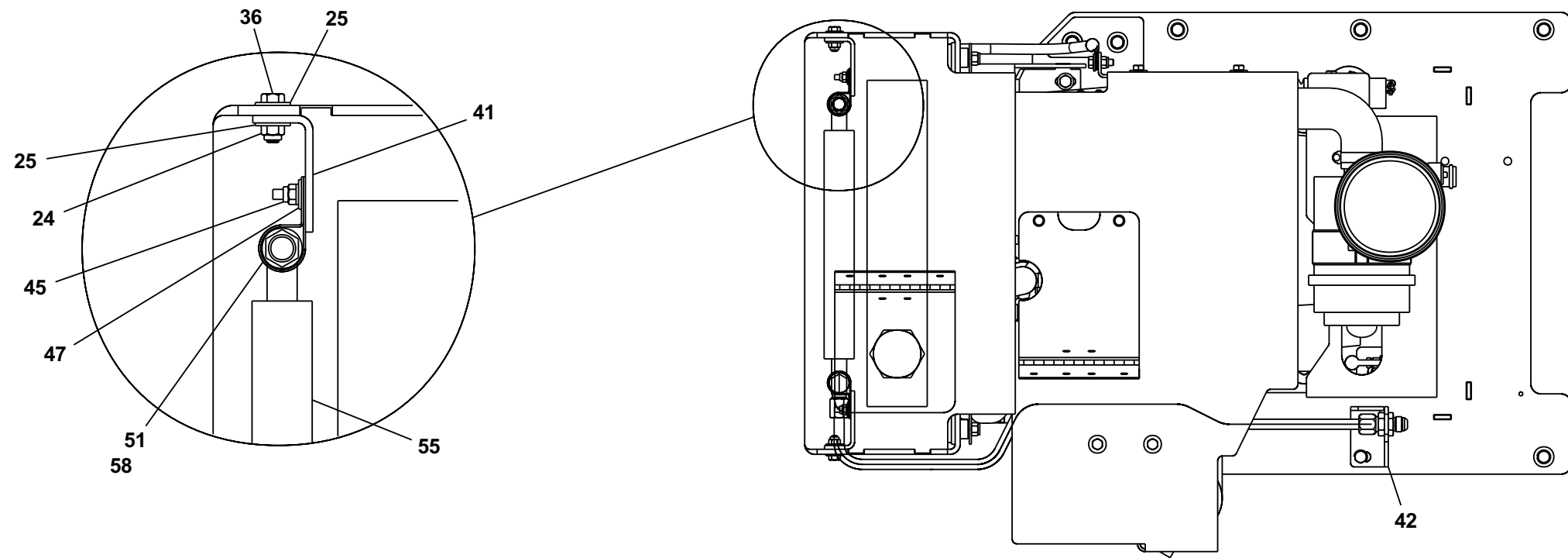


SIDE VIEW OF
HYDRAULIC TRAY



AWA56019H-2

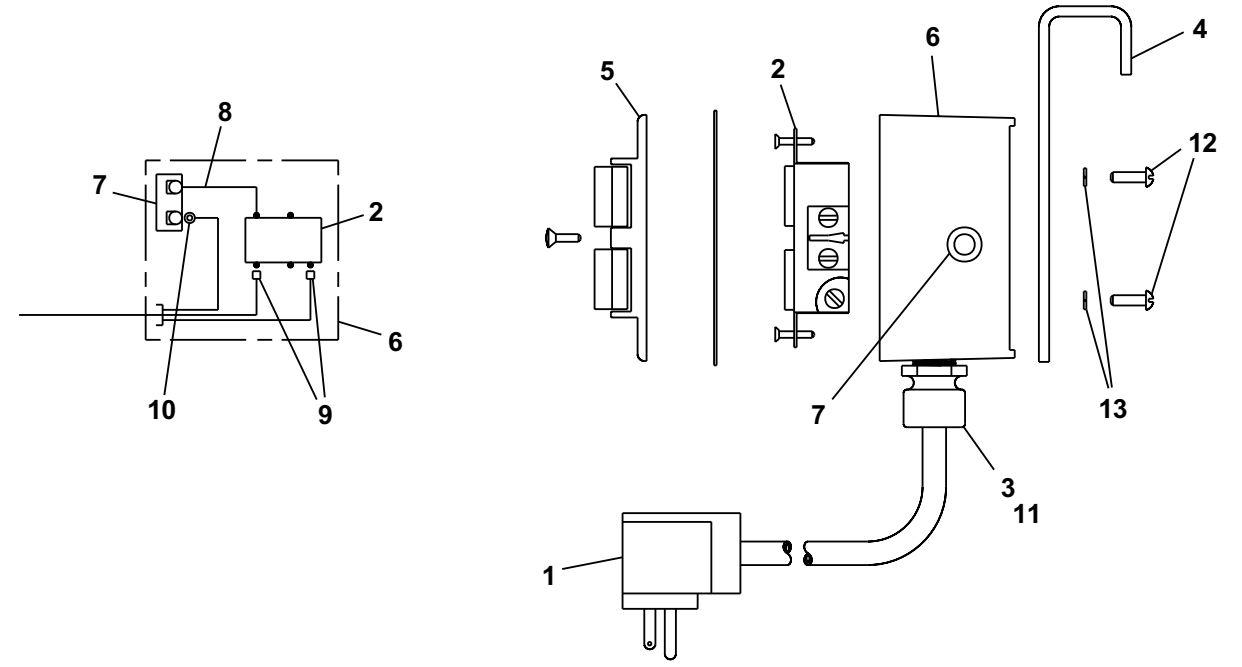
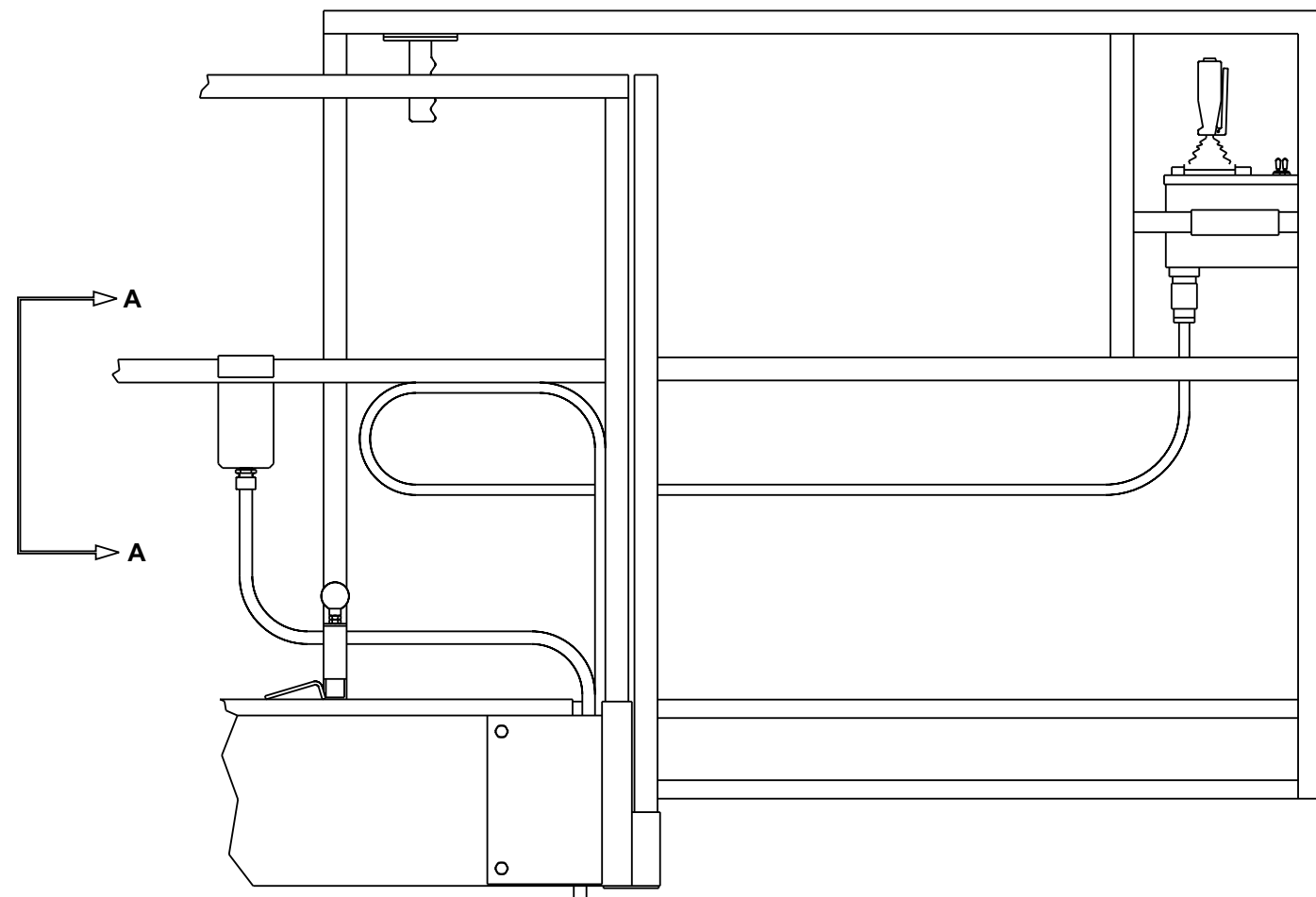
F
E
D
C
B
A



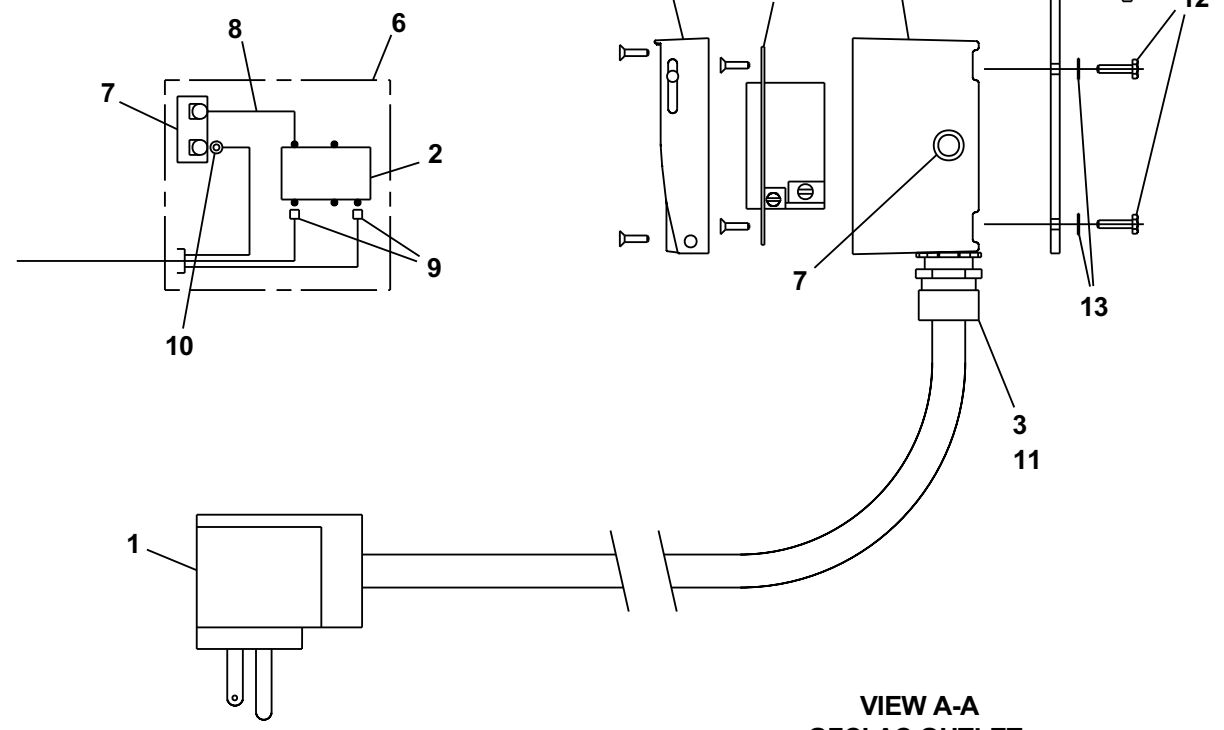
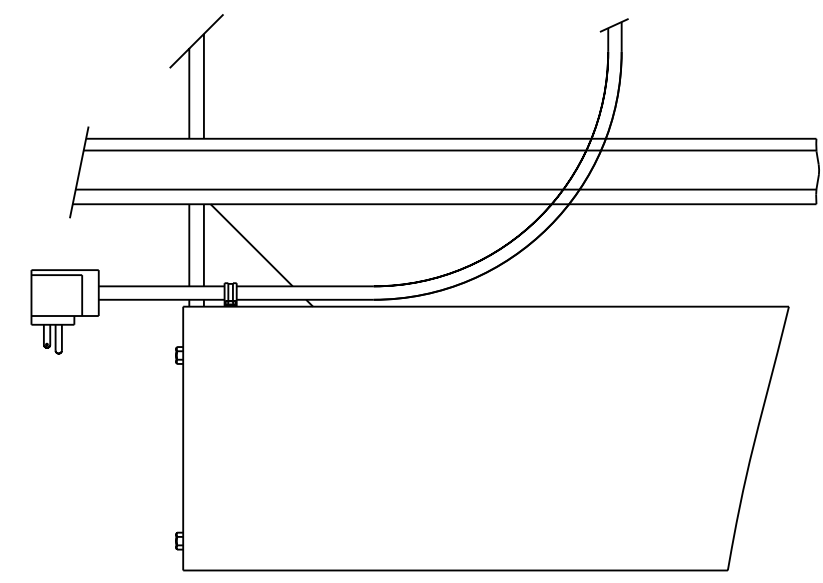
AWA56019H-3

1 2 3 4 5 6 7 8 9

F
E
D
C
B
A



VIEW A-A
STANDARD AC OUTLET



VIEW A-A
GFCI AC OUTLET

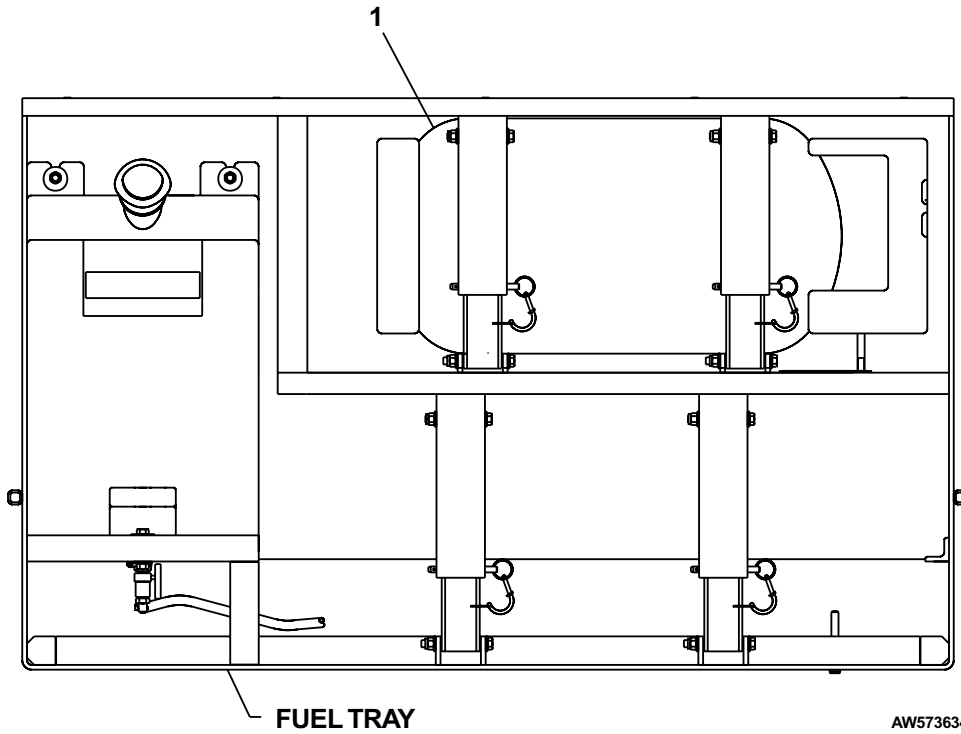
AWA56019H-4

AC outlet on platform

item	part no	qty	description
1	3040219	1	Plug male 90° 125 volt AC
2	960779	1	Electrical outlet, standard - 20 amp capacity
	3040624	1	Electrical outlet, GFCI - 20 amp capacity
3	3040115	1	Connector
4	606614-99	1	AC outlet mounting strip
5	3045211	1	Cover, standard electrical outlet
	3040625	1	Cover, GFCI electrical outlet
6	0074379	1	Electrical outlet box
7	3040252	1	Circuit breaker, 15 amp capacity
8	0071582	1	Jumper wire
9	3040397	2	Terminal #8 spade 12/10 wire
10	3044854	1	Terminal ring tongue insulated 12/10 wire
11	3040070	1	Connector locknut
12	5560258	2	Machine screw #8 x 3/4 inch long self tapping
13	987079	2	Washer #8 medium lock

Extra LP fuel tank

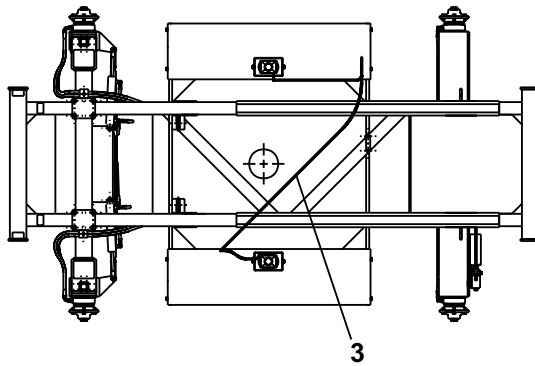
item	part no	qty	description
1	9940008	1	LP gas cylinder, liquid withdrawal 33.5 lb capacity



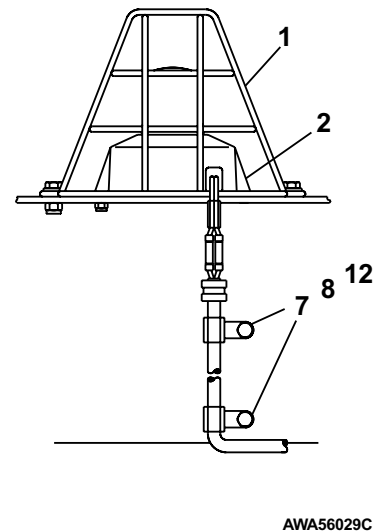
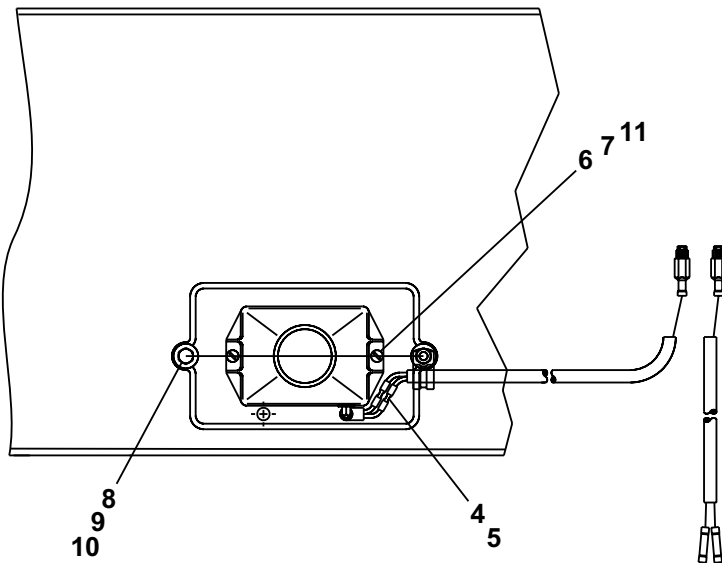
AW573634

Flashing lights

item	part no	qty	description
1	487686	2	Guard, flashing light
2	564136	2	Flashing light, yellow
3	560197	1	Wire harness, flashing light
4	3040082	2	Terminal .250 tab male slip-on fully insulated 16/14 wire
5	3040083	2	Terminal .250 tab female slip-on fully insulated 16/14 wire
6	5569953	4	Machine screw #10-32 x 3/4 inch long round head
7	5560034	5	Nut #10-24 self locking
8	970029	9	Capscrew 1/4-20 x 3/4 inch long hex head grade 5
9	986019	8	Washer 1/4 medium flat
10	5560004	8	Nut 1/4-20 self locking
11	986009	4	Washer #10 medium flat
12	553556	5	Clamp



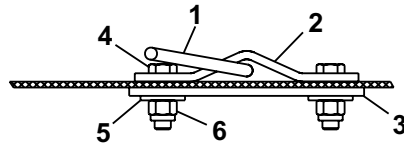
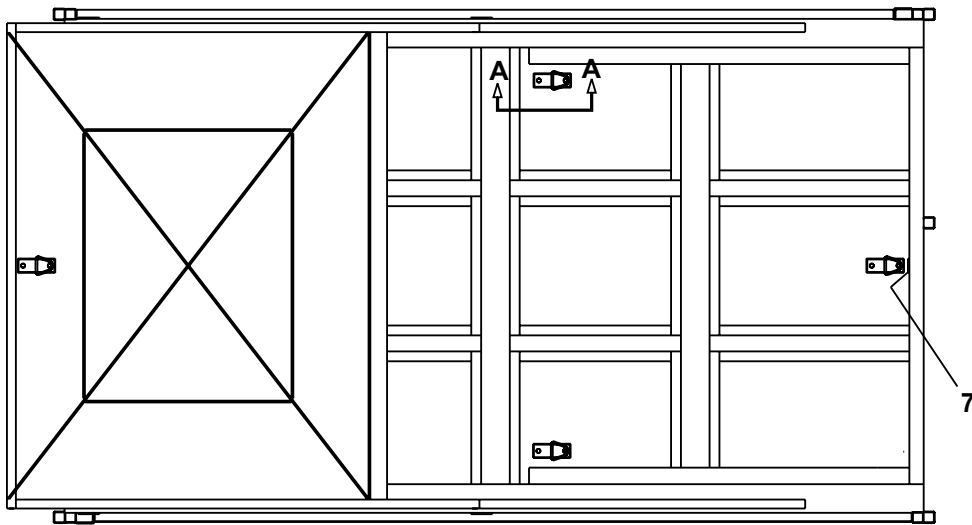
Top view of machine



AWA56029C

Lanyard attachment

item	part no	qty	description
1	0360892	4	Tie down D ring
2	0360891	4	Bracket, lanyard attachment
3	0360893	4	Plate, lanyard attachment
4	5560704	16	Capscrew 3/8-16 x 1-1/4 inch long hex head grade 8
5	986299	16	Washer 3/8 medium flat
6	5560033	16	Nut 3/8-16 self locking
7	0150448	4	Decal, attach fall restraint

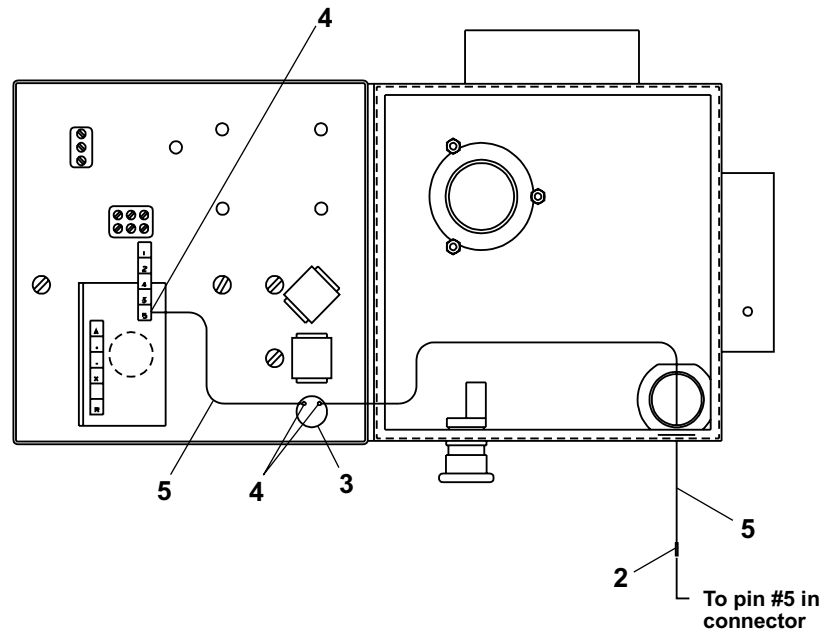


SECTION A-A

AWA56065A

Operator's horn

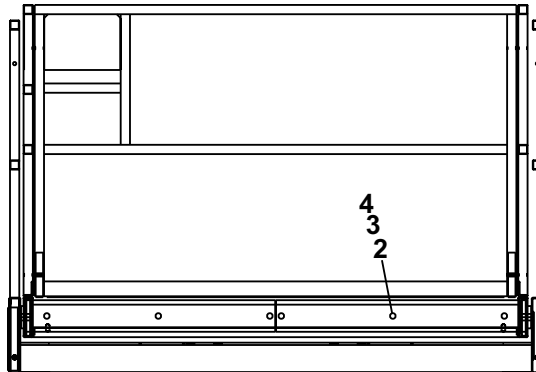
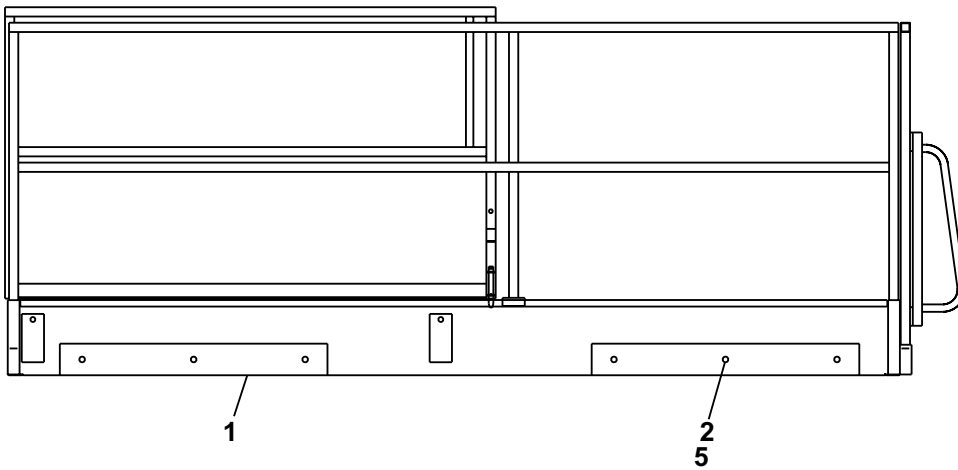
item	part no	qty	description
1	560331	1	Operator's horn kit - (kit includes items 2, 3 4 and 5)
2	3040341	1	Pin, contact
3	560332	1	Switch, push button
4	960359	1	Terminal, #6 spade 18-14 wire
5	964749	1	Wire, 16 gauge single conductor x 30 inch long



AWA56028A

Platform bumpers

item	part no	qty	description
1	5569639	6	Rubber bumper
2	5569954	18	Capscrew 5/8-11 x 2 inch long socket head
3	5560169	6	Washer 5/8 hard flat ASTM-F436
4	5560036	6	Nut 5/8-11 self locking
5	987159	12	Washer 5/8 medium lock

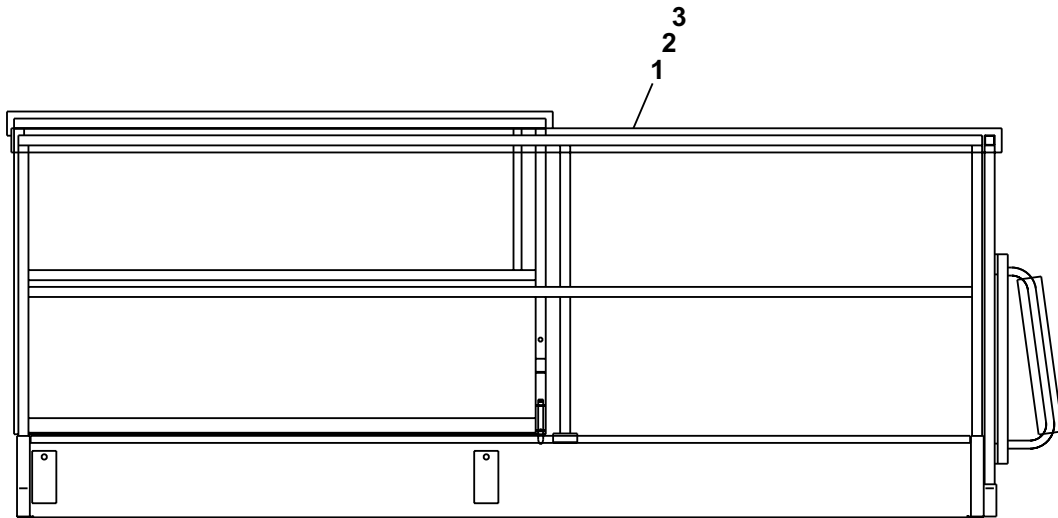


END VIEW

AWA56066A

Platform padding

item	part no	qty	description
1	9980003	1	Foam pipe wrap x 500 inch long
2	9980005	220	Cable tie
3	9980010	1	Cover kit, platform



AWA56068A

A

Air cleaner service indicator, 1-38, 1-54
 Air filter service indicator, 1-46
 Air hose, 4-2
 Alarm board/daughter board 12 volt, 3-4
 Ammeter, 3-4
 Amplifier, 3-4
 Articulating axle cylinder, 1-4, 1-12
 Articulating axle switch, 1-12, 3-2
 Axle saddle, 1-3
 Axle, articulating drive left hand, 1-4
 Axle, articulating drive right hand, 1-4, 1-11
 Axle, drive left hand, 1-10
 Axle, drive right hand, 1-11
 Axle, steer, 1-4, 1-9

B

Base frame, 1-3
 Battery cable, 1-19
 Battery hold down, 1-19
 Battery hold down bolt, 1-19
 Battery, 12 volt DC - 550 CCA, 1-19
 Bracket, air line mounting, 4-2
 Bracket, daughter board, 3-4
 Brake valve, 1-20
 Bump guard, 1-3

C

Cable, door restraint, 3-4
 Check valve, 4-3
 Choke rod, 1-45
 Circuit breaker, 15 amp capacity, 4-9
 Circuit breaker, 15 amp thermal, 3-4
 Circuit breaker, 20 amp capacity, 3-4
 Contact block, emergency stop switch, 3-8
 Controller, 3-3
 Corrosion inhibitor, 3-4, 3-8
 Counterbalance valve cartridge, 2-18
 Coupler, female LPG, 1-28, 1-30
 Coupling cover, 4-3
 Cover, electrical outlet, 4-9
 Cover, proximity switch, 1-15
 Cylinder, articulating axle, 1-12, 2-2, 2-3, 2-4
 Cylinder, brake, 1-13, 1-14, 2-5, 2-6
 Cylinder, cushion, 1-19, 2-7
 Cylinder, lift, 1-66, 1-68, 1-70, 2-8, 2-9
 Cylinder, outrigger, 2-10
 Cylinder, steering, 1-9, 2-11, 2-12

D

danger, 1-80
 Danger, tipover hazard, 1-80
 Decal, 1-80
 Decal, 3 inch stripe, 1-80
 Decal, ANSI standards, 1-80
 Decal, attach fall restraint, 4-12
 Decal, battery disconnect switch, 1-19, 1-80
 Decal, caution cylinder disassembly, 1-80
 Decal, caution no step, 1-80
 Decal, check engine oil, 1-80
 Decal, danger cylinder failure, 1-80
 Decal, danger pinch point, 1-80
 Decal, danger rotating engine parts, 1-80
 Decal, danger shearing/crushing, 1-80
 Decal, danger tipover/electrical hazard, 1-80
 Decal, diesel fuel, 1-33, 1-80
 Decal, do not alter, 1-80
 Decal, dual fuel instructions, 1-48, 1-80

Decal, electrical schematic, 1-80
 Decal, emergency stop, 1-80, 3-8
 Decal, explosive fumes/liquid withdrawal, 1-28, 1-30, 1-80
 Decal, full tank, 1-80, 2-13
 Decal, gasoline fuel, 1-32, 1-80
 Decal, hydraulic fluid level, 1-80, 2-13
 Decal, hydraulic schematic, 1-80
 Decal, lower control box plug, 3-4
 Decal, lower controls, 1-80, 3-4
 Decal, lowering valve, 1-80
 Decal, lube recommendations, 1-80
 Decal, operating manual enclosed, 1-80
 Decal, operator's checklist, 1-80
 Decal, outrigger operating instructions, 1-80
 Decal, parking brake, 1-80
 Decal, platform capacity, 1-80
 Decal, Snorkel brand logo, 1-80
 Decal, SR2584 logo, 1-80
 Decal, SR4084 logo, 1-80
 Decal, tire pressure, 1-80
 Decal, upper control box, 1-80, 3-8
 Decal, warning stripes, 1-80
 Diagnostic nipple, 1-37, 1-46, 1-53
 Door spring, 1-37, 1-42, 1-45, 1-53
 Drive/lift cut-out, 1-3, 1-15
 Dual fuel fitting kit, 1-53
 Dual fuel regulator kit, 1-53

E

Electric fuel pump, 1-24, 1-26, 1-28
 Electrical hazard
 See inside front cover
 Electrical outlet box, 4-9
 Electrical outlet, GFCI - 20 amp capacity, 4-9
 Electrical outlet, standard - 20 amp capacity, 4-9
 Emergency power switch, 3-8
 Engine dip stick, 1-37, 1-54
 Engine mount, 1-37, 1-46, 1-53
 Engine, Kubota D905 diesel, 1-46
 Engine, Kubota DF750-LP96 gasoline, 1-37, 1-53
 Entry chain, 1-74

F

Flashing light, yellow, 4-11
 Flow control needle valve, 1-10, 1-11
 Fuel filter, 1-24, 1-26, 1-28
 Fuel hose, 1-24, 1-26, 1-28, 1-45, 1-48
 Fuel shut-off valve, 1-32, 1-33
 Fuel tank, diesel, 1-26, 1-33
 Fuel tank, gasoline, 1-24, 1-28, 1-32

G

Gasket kit, lower controls, 3-4
 Gear pump, 1-37, 1-45, 1-53
 Generator, AC hydraulic powered, 4-3
 Guard, cable retention, 4-3
 Guard, emergency stop switch, 3-4
 Guard, flashing light, 4-11

H

Heat shield, muffler, 1-37, 1-53
 Hose cover, 1-3
 Hub with roller bearing, 1-9, 1-10, 1-11
 Hydraulic drive motor, 1-9, 1-10, 1-11, 2-15
 Hydraulic motor, AC generator, 4-3
 Hydraulic oil reservoir, 1-19, 2-13
 Hydraulic oil return filter, 1-19

Index

I

Insulator boot, 1-19, 1-34, 1-48, 1-51

K

King pin, 1-9

L

Level indicator, 1-58
Level sensor 4°, 1-19
Literature compartment, 1-80
Lower control box, 1-19
Lower control box, diesel, 1-42, 3-4
Lower control box, dual fuel, 1-48, 3-4
Lower control box, gasoline, 1-34, 3-4
Lower control box, LP fuel only, 1-51, 3-4
LP gas cylinder, liquid withdrawal, 1-48, 1-51, 4-10
LP gas fuel hose, 1-28, 1-30, 1-48, 1-51, 1-54

M

Manifold valve mount bracket, 1-19
Manifold valve, 4 wheel drive, 1-19
Manifold valve, articulating axle, 1-20
Manifold valve, lift/lower, 1-20
Manifold valve, main, 1-19
Manifold valve, outriggers, 1-61, 2-20
Manifold valve, proportional inlet, 1-19
Motor mount, upper, 1-37, 1-53
Motor mounting angle, 4-3
Mounting bracket, brake cylinder, 1-13, 1-14
Mounting bracket, LP fuel tank, 1-28, 1-30
Muffler, 1-37

O

Oil cooler, 4-4
Outrigger cylinder, 1-62, 1-64
Outrigger enclosure, 1-61
Outrigger enclosure channel, 1-58
Outrigger enclosure cover, 1-58
Outrigger enclosure support angle, 1-58
Outrigger harness wire kit, 1-61
Outrigger module, 1-58, 1-61
Outrigger pad, 1-62
Outrigger pin, 1-62, 1-64
Outrigger swivel pad, 1-64
Outriggers, standard pads, 1-58, 1-62
Outriggers, swivel pads, 1-58, 1-64
Overflow reservoir, 1-34, 1-42, 1-48, 1-51

P

Parking brake, left hand, 1-10, 1-13
Parking brake, right hand, 1-11, 1-14
Pin, axle pivot, 1-4
Pin, cylinder, 1-4
Pin, retainer, 1-4
Placard, 125 volts 15 amps, 1-80
Placard, caution serial number, 1-80
Placard, danger foam filled tires, 1-80
Placard, emergency bleed down valve, 1-80
Platform, 1-74
Platform entry gate, 1-77
Platform slider, 1-4
Power track link, 1-17
Proximity switch, 1-62, 1-64
Proximity switch, drive cut-out, 1-15
Proximity switch, lift cut-out, 1-15
Pump housing, fixed, 1-37, 1-53

R

Radiator, 1-37, 1-45
Radiator cushion, 1-37, 1-46, 1-53
Radiator overflow hose, 1-38, 1-45, 1-54
Relay board/mother board 12 volt, 3-4
Relay, 9 volt DC, 3-4
Roller spacer, aluminum gravity gate, 1-54
Rollout extension deck, 1-74, 1-77
Rubber bumper, 1-37, 1-42, 1-46, 1-53

S

Safety prop, 1-72, 1-73
Safety prop, left hand, 1-4
Safety prop, right hand, 1-3
Safety tread 2-3/4 inch x 7 inch, 1-80
Safety tread, 3 inch x 4 inch, 1-80
Safety tread, 4 inch x 9 inch, 1-80
Shuttle valve, 2-18
Slide block, 1-78
Slide pad, 1-16, 1-62, 1-64
Slide pad shim, 1-62, 1-64
Solenoid, 1-53
Stand-off, daughter board, 3-4
Steer axle, 1-9
Switch seal, 3-4, 3-8
Switch, battery disconnect, 1-19
Switch, keyed start, 3-4
Switch, push button, 3-8, 4-13
Switch, toggle, 1-58, 3-4, 3-8
Swivel outrigger, 1-64

T

Temperature gauge, 3-4
Temperature sensor, 3-4
Tie rod, 1-9
Track guide, 1-3, 1-17
Tray hanger, 1-3
Tray, diesel fuel, 1-26
Tray, dual fuel, 1-28
Tray, hydraulic and electrical, 1-19

U

Upper control box, 1-4, 3-8

V

Vacuum hose, 1-54

W

Warranty
See inside back cover
Wire harness, AC generator, 4-3
Wire harness, flashing light, 4-11
Wire harness, HI/LO relay, 1-20
Wire harness, Kubota engine, 1-37, 1-45, 1-53
Wire harness, lower control box internal, 3-4
Wire harness, lower control manifold, 1-19
Wire harness, main manifold, 1-19
Wire harness, outriggers, 1-58
Wire harness, upper control box internal, 3-8
Wire, internal - dual fuel, 3-4
Wire, internal - gasoline, 3-4
Wire, internal - LP fuel only, 3-4

LIMITED WARRANTY

Snorkel warrants each new machine manufactured and sold by it to be free from defects in material and workmanship for a period of one (1) year from date of delivery to a Customer or for one year after the machine has been placed in first service in a Dealer rental fleet, whichever comes first. Any part or parts which, upon examination by the Snorkel Service Department, are found to be defective, will be replaced or repaired, at the sole discretion of Snorkel, through its local Authorized Dealer at no charge.

Snorkel further warrants the structural components; specifically, the mainframe chassis, turntable, booms and scissor arms, of each new machine manufactured by it to be free from defects in material and workmanship for an additional period of four (4) years. Any such part or parts which, upon examination by the Snorkel Service Department, are found to be defective will be replaced or repaired by Snorkel through its local Authorized Dealer at no charge; however, any labor charges incurred as a result of such replacement or repair will be the responsibility of the Customer or Dealer.

The Snorkel Service Department must be notified within forty-eight (48) hours of any possible warranty situation during the applicable warranty period. Personnel performing warranty repair or replacement must obtain specific approval by Snorkel Service Department prior to performing any warranty repair or replacement.

Customer and Dealer shall not be entitled to the benefits of this warranty and Snorkel shall have no obligations hereunder unless the "Pre-Delivery and Inspection Report" has been properly completed and returned to the Snorkel Service Department within ten (10) days after delivery of the Snorkel product to Customer or Dealer's rental fleet. Snorkel must be notified, in writing, within ten (10) days, of any machine sold to a Customer from a Dealer's rental fleet during the warranty period.

At the direction of the Snorkel Service Department, any component part(s) of Snorkel products to be replaced or repaired under this warranty program must be returned freight prepaid to the Snorkel Service Department for inspection. All warranty replacement parts will be shipped freight prepaid (standard ground) from the Snorkel Service Department or from Snorkel's Vendor to Dealer or Customer.

REPLACEMENT PARTS WARRANTY

Any replacement or service part made or sold by Snorkel is not subject to the preceding **Limited Warranty** beyond the normal warranty period of the machine upon which the part was installed.

THIS WARRANTY EXCLUDES AND SNORKEL DOES NOT WARRANT:

1. Engines, motors, tires and batteries which are manufactured by suppliers to Snorkel, who furnish their own warranty. Snorkel will, however, to the extent permitted, pass through any such warranty protection to the Customer or Dealer
2. Any Snorkel product which has been modified or altered outside Snorkel's factory without Snorkel's written approval, if such modification or alteration, in the sole judgment of Snorkel's Engineering and/or Service Departments, adversely affects the stability, reliability or service life of the Snorkel product or any component thereof.
3. Any Snorkel product which has been subject to misuse, improper maintenance or accident. "Misuse" includes but is not limited to operation beyond the factory-rated load capacity and speeds. "Improper maintenance" includes but is not limited to failure to follow the recommendations contained in the Snorkel Operation, Maintenance, Repair Parts Manuals. Snorkel is not responsible for normal maintenance, service adjustments and replacements, including but not limited to hydraulic fluid, filters and lubrication.
4. Normal wear of any Snorkel component part(s). Normal wear of component parts may vary with the type application or type of environment in which the machine may be used; such as, but not limited to sandblasting applications.
5. Any Snorkel product that has come in direct contact with any chemical or abrasive material.
6. Incidental or consequential expenses, losses, or damages related to any part or equipment failure, including but not limited to freight cost to transport the machine to a repair facility, downtime of the machine, lost time for workers, lost orders, lost rental revenue, lost profits or increased cost.

This warranty is expressly in lieu of all other warranties, representations or liabilities of Snorkel, either expressed or implied, unless otherwise amended in writing by Snorkel's President, Vice President-Engineering, Vice President-Sales or Vice President-Marketing.

SNORKEL MAKES NO WARRANTIES WHICH EXTEND BEYOND THE DESCRIPTION OF THIS LIMITED WARRANTY. SNORKEL MAKES NO IMPLIED WARRANTY OF MERCHANTABILITY OR FITNESS FOR A PARTICULAR PURPOSE AND DISCLAIMS ALL LIABILITY FOR INCIDENTAL OR CONSEQUENTIAL DAMAGES, INCLUDING BUT NOT LIMITED TO INJURY TO PERSONS OR PROPERTY.

The Customer shall make all warranty claims through its local Authorized Dealer and should contact the Dealer from whom the Snorkel product was purchased for warranty service. Or, if unable to contact the Dealer, contact the Snorkel Service Department for further assistance.

Effective July 1995

Maintenance information

The parts drawings located in the repair parts sections, are designed for use as a guide for proper disassembly of the machine and components as well as for parts replacement. Always refer to the hydraulic system installation drawings and the electrical wiring diagram before removing or disassembling associated parts.

▲ CAUTION

Do not attempt to disconnect or remove any hydraulic line before reading and understanding all text concerning the system hydraulics. In most cases, disassembly of the machine will be obvious from the illustration.

When disassembling or reassembling components, complete the procedural steps in sequence. Do not partially disassemble or assemble one part, then start on another. Always check your work to assure that nothing has been overlooked.

The following list is a gentle reminder when disassembling or assembling the machine.

- ✔ Always be conscious of weight.
- ✔ Never attempt to lift heavy objects without the aid of a mechanical device.
- ✔ Do not allow heavy objects to rest in an unstable condition.
- ✔ Always make sure work platform is in stowed position - blocked or the weight removed by a suitable lifting device before disconnecting the hydraulic hose from the motor/pump unit to the lift cylinder.
- ✔ When raising a portion of the machine, be sure that adequate blocking is properly positioned - Do not depend on lifting device to hold and secure weight.
- ✔ If a part resists removal, check to see if all fasteners, electrical wiring, hydraulic lines, etc., have been removed or that other parts are not interfering.

Parts should be thoroughly inspected before restoring to service at the time of reassembly. Burrs, nicks or scratches may be removed from machined surfaces by honing or polishing with #600 crocus cloth, followed by a thorough cleaning in an approved cleaning solvent, and blown dry with compressed air. Do not alter the contour of any part. If this operation does not restore the part to a serviceable condition, replace the part. Replace all O-rings, seals, and gaskets at reassembly. Use new roll pins or cotter pins. Dip all packing rings and seals in hydraulic oil before reassembling in cylinder and manifold installations. Replace any part having imperfect threads. In general, units that have been disassembled can be reassembled by reversing the order of disassembly.

Remember that the service life of a machine can be increased by keeping dirt and foreign materials out of the vital components. Precautions have been taken to safeguard against this; shields, covers, seals and filters are provided to keep air and oil supplies clean; however, these items must be maintained on a scheduled basis in order to function properly.

At any time air or oil lines are disconnected, clean surrounding areas as well as the opening and fittings themselves. As soon as a line or component is disconnected, cap or cover all openings to prevent the entry of dirt or foreign materials.

New parts should remain in their container until they are ready to be used.

Clearly mark or tag hydraulic lines and electrical wiring connections when disconnecting or removing them from unit. This will assure that they are correctly reinstalled.

Proper assembly is critical to the successful rebuilding of any unit. Carefully inspect any parts which are to be reused. If in doubt, replace.

“SAFETY FIRST” is a good slogan.

Replace any guards and protective devices that have been removed to carry out maintenance and repair work.

Maintenance schedules

Snorkel has established a Preventive Maintenance Schedule that includes Daily Maintenance (Operator's Inspection), 90 Day or 150 Hour (frequent) Maintenance and Yearly or 500 Hour (annual) Maintenance, to detect any defective, damaged or improperly secured parts and provide information regarding lubrication and other minor maintenance items.

The Maintenance Schedule following, outlines the requirements of these maintenance checks for each time interval. The Operator's Daily Maintenance and inspection must be performed by a trained operator. All other maintenance and inspections must be performed by a trained service technician only.

Note that the 90 Day or 150 hour (frequent) and yearly or 500 hour (annual) Maintenance, require use of the Preventive Inspection Maintenance Checklist to pinpoint all inspection items. Retain a copy of these forms for your records.

Daily maintenance (operator's inspection)

Components	Service Required
Engine fuel level	Check fuel tank level (full)
Water separator (diesel engines only)	Visually inspect (condition)
Fuel leaks	Visually inspect (hoses, connections, etc.)
Engine oil level	Check oil level (between dipstick lines)
Engine coolant level	Check fluid level and radiator hoses
Radiator cap	Visually inspect (condition)
Wiring harnesses and connectors	Visually inspect (installation, condition)
Battery terminals	Visually inspect (no corrosion)
Hydraulic oil reservoir cap	Visually inspect (installation)
Hydraulic oil	Check fluid level (at line on side of tank)
Hydraulic oil leaks	Visually inspect (hoses, tubes)
Tires and wheels	Visually inspect (condition)
Bolts and fasteners	Visually inspect (looseness)
Structural damage and welds	Visually inspect (weld cracks, dents)
Platform guardrails	Visually inspect (condition)
Lanyard anchor points	Visually inspect (condition)
Bubble level indicator	visually inspect (condition)
Guides, rollers and slides	visually inspect (condition)
Level sensor	Check operation
Charging system	Visually inspect (belt, gauge)
Control switches and alarms	Actuate and inspect (operation)
Emergency lowering	Check operation (causes correct motion)
Air filter	Check condition (gauge)
Safety prop	Check operation
Parking brakes	Check operation
Placards, decals and operator's manual	Visually inspect (installation, condition)
Optional items	Check operation

They also require that all placards and decals on the unit are to be inspected.

All placards and decals must be in place and legible. Use the placards installation drawing and parts listing in the repair parts section 1 of this manual to check these placards and decals.

Snorkel recommends that you make additional copies of the Preventive Inspection Maintenance Checklist forms for your use in performing these inspections.

▲ DANGER

Failure to perform the Preventive Maintenance at the intervals outlined in the Maintenance Schedule may result in a unit being operated with a defect that could result in INJURY or DEATH of the unit operator. Do not allow a unit to be operated that has been found to be defective.

Repair all defects before returning the unit to service.

Maintenance schedules

90 day or 150 hour maintenance (trained service technician)

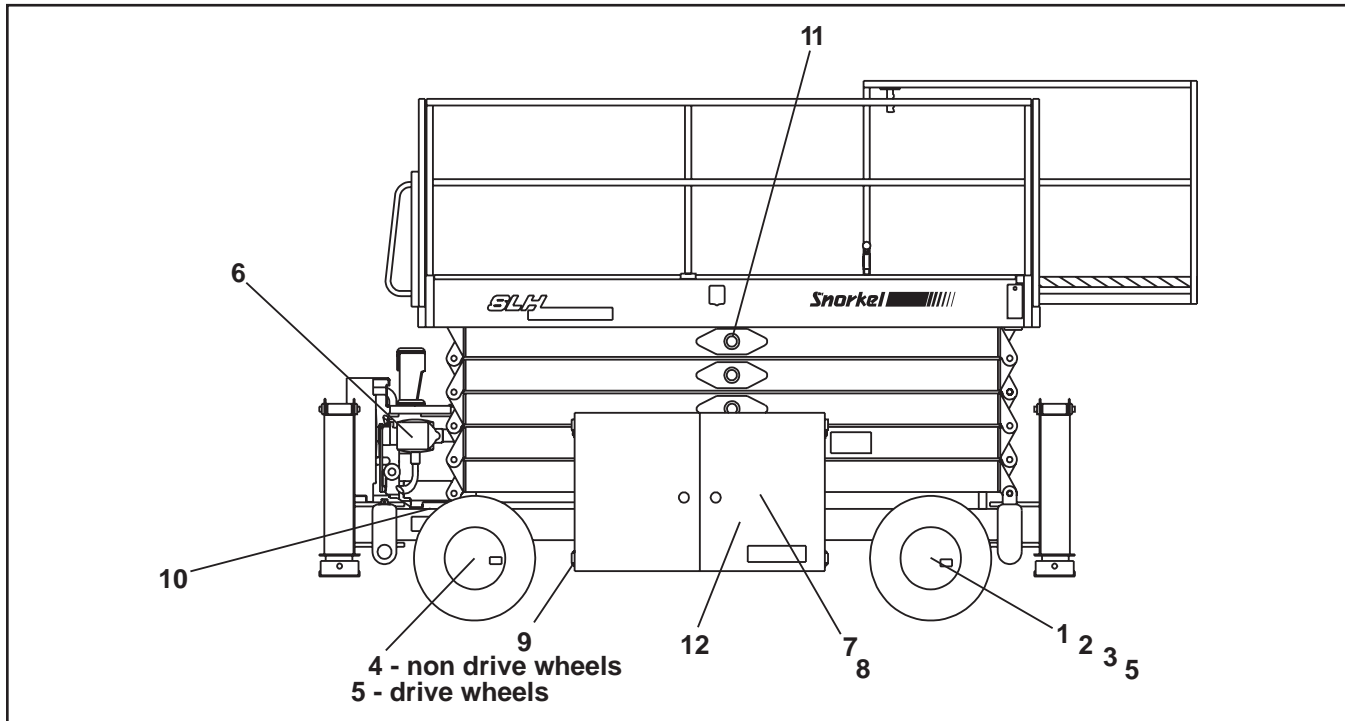
Components	Service Required	Recommended Lubricant or Further Instructions
Daily maintenance	Perform maintenance as per schedule	
Preventive inspection maintenance checklist	Perform inspection, complete form	Retain copy of checklist
Placards and decals inspection	Inspect using drawing and parts listing in section 1 (repair parts)	Replace any missing or unreadable decals/placards
Door hinges and latches	Lubricate	SAE 10W oil or spray lure
Tie rods and steer cylinder ends	Lubricate	Conoco Super Sta #2 Above 32° Mobilgrease CM-P Below 32° Mobilgrease CM-L
Gear hubs	Check fluid level, fill if low	Mobil Mobilube HD 80W-90
Batteries	Check specific gravity	1.260/1.275 at 80° F.
Platform lift capacity	Check if platform can lift maximum load	
Platform lift/lower speeds	Check smooth operation and speeds	
Hydraulic return filter	Check condition	Replace if dirty
Engine RPM	Check for proper engine RPM	See engine manufactures owner's manual
Engine oil and filter	Replace per engine owners manual	
Engine fuel filter	Check condition	Replace every 6 months or if dirty
Slide pads	Check condition	DO NOT lubricate
Scissor arm bearings	CHeck condition	DO NOT lubricate

Yearly or 500 hour maintenance (trained service technician)

Components	Service Required	Recommended Lubricant or Further Instructions
90 day or 150 hour maintenance	Perform maintenance per schedule	
Hydraulic oil reservoir	Clean and replace fluid	Above 10° Mobil DTE-13M Below 10° Mobil DTE-11M
Hydraulic return filter	Replace	After 1st. 50 hours, thereafter at recommended interval
Hydraulic pressures	Check pressures	
Lower controls	Check operation	
Engine coolant	Check Condition	See engine manufacturer's owner's manual
Wheel bearings	Clean and repack	Conoco Super Sta #2 Above 32° Mobilgrease CM-P Below 32° Mobilgrease CM-L

Service information

Lubrication illustration



The illustration locates the lubrication points of the SR series.

Lubricants

Specific lubricants as recommended by Snorkel, should be used in maintaining your unit. If in doubt regarding the use of lubricants other than those listed, contact Snorkel Customer Service Department, St. Joseph Missouri, for evaluation and recommendation.

Refer to the above lubrication illustration for location of item numbers.

Pressure gun application

Service all fittings as indicated in the Maintenance Schedule and lubrication illustration. Wipe away all excess lubricant from exposed surfaces. Over lubrication can collect dirt and foreign matter which acts as an abrasive. Lubrication of accessory equipment should be in accordance with the manufacturer's recommendations.

King pins

King pins (item 1.): Pressure gun lubricate bearing at recommended interval using lubricant as outlined in the maintenance schedule.

Tie rods

Tie rods (item 2.): Pressure gun lubricate bearing at recommended interval using lubricant as outlined in the maintenance schedule.

Steer cylinder end

Steer cylinder end (item 3.): Pressure gun lubricate bearing at recommended interval using lubricant as outlined in the maintenance schedule.

Wheel bearings

Wheel bearings, non drive wheels (item 4.): Wheel bearings on non drive wheels should be cleaned and repacked yearly, (or every 500 hours of operation), using specific lubricants as specified in the maintenance schedule.

Clean and repack wheel bearings following normal automotive procedures.

Wheel bearings, drive wheels (item 5): Wheel bearings used on drive wheels are sealed bearings and do not require lubrication.

Engines

Engine (item 6.): Refer to the engine manufacturer's instruction manual or consult your local engine service representative if engine adjustments or repairs are needed. The engine **MUST** be operated in accordance with manufacturer's instructions and serviced at recommended intervals.

Service information

Hydraulic oil reservoir

Hydraulic oil reservoir (item 7.): The fluid level should be kept level with the indicator line on the side of the reservoir and should be checked with all cylinders fully retracted and the platform in stowed position.

The interior of the reservoir should be wiped out and cleaned each time the hydraulic oil is changed. The reservoir filler/breather cap should be removed and the cap strainer cleaned with Kerosene, Fuel Oil, or other solvent at this time.

Any time the hydraulic oil is changed or added, it is absolutely necessary that only clean hydraulic oil is used.

Note:

If it becomes necessary to add or use an oil other than the recommended fluid, it is important that it be compatible and equivalent to the factory fill. Local oil suppliers can generally furnish this information.

If questions still remain, contact Snorkel Customer Service Department, St. Joseph, Missouri, for further information.

Return filter

Return filter (item 8.): On SR series models, the hydraulic oil return filter is mounted in the right hand tray assembly close to the hydraulic oil reservoir.

The filter element is a throwaway type filter and should be changed after the initial break-in period (approximately 50 hours operation time).

The filter condition should be checked at the 90 day or 150 hour Preventive Inspection Maintenance interval or more frequently under extreme working conditions.

Door hinges and latches

Door Hinges and Latches (item 9.): Lubricate at recommended interval using specific lubricants as outlined in the maintenance schedule.

After lubricating, remove any excess oil or over spray so it will not collect dirt and debris.

Slide pads

Slide pads (item 10.): Check slide pads for excessive wear and replace as required.

Slide pads do not require lubrication.

Scissor arm bearings

Scissor arm bearings (item 11.): Scissor arm bearings are self lubricating. Check bearings for signs of damage and excessive wear as outlined in the maintenance schedule.

Do not lubricate scissor arm bearings.

Batteries

Batteries (item 12.): Batteries will have longer life if the water level is maintained and they are kept charged. The unit will have better starting characteristics with a fully charged battery.

In cold weather the battery should be maintained at full charge to keep from freezing. An extremely low or dead battery can freeze in cold weather. Make sure connections are clean and tight.

Make sure charging equipment is operating properly.

▲ DANGER

Lead-acid batteries contain sulfuric acid which will damage eyes or skin on contact. When working around batteries, **ALWAYS** wear a face shield to avoid acid in eyes.

If acid contacts eyes, flush immediately with clear water and get medical attention.

Wear rubber gloves and protective clothing to keep acid off skin, if acid contacts skin, wash off immediately with clear water.

Lead-acid batteries produce flammable and explosive gases. **NEVER** allow smoking, flames or sparks around batteries.

Preventive inspection maintenance

90 day or 150 hour checklist

OK	OK - No Service Required
✓	Corrective Action Required
X	Corrected, (Record description of corrective action).

Serial Number _____

Inspection Procedures Codes
(1) Weld cracks, dents and/or rust
(2) Installation
(3) Leaks
(4) Operation
(5) Condition
(6) Tightness
(7) Residue buildup
(8) See placards and decals inspection chart

Check	OK	✓	X
Base frame			
Structural (1)			
Steering cylinders (2,3,4,6)			
Steering cylinder fasteners and linkage (2,4)			
Tires and wheels (5)			
Articulating axles, if so equipped (2,4,5)			
Tray side covers (2,5,6)			
Torque wheel lug nuts per placard (2,6)			
Right drive motors (3,6)			
Left drive motors (3,6)			
Drive cut out 4084hd - 32 ft. (4)			
Back-up horn (4)			
Guides, rollers, and slides (2,4,5)			
Parking brakes (2,3,4,5)			
Free-wheeling valve (3,4)			
Emergency lowering valve (3,4)			
Lowering alarm (4)			
Battery disconnect switch (4)			
Lubrication points			
Cords and wire assemblies (2,5,6)			
Hydraulic tubes and hoses (3,5)			
Decals and placards (2,8)			
Outriggers and controls standard on model 4084, optional on 2584 and 3284			
Right front outrigger (2,3,4)			
Left front outrigger (2,3,4)			
Right rear outrigger (2,3,4)			
Left rear outrigger (2,3,4)			
Platform will not lift above 32 feet unless all outriggers have been set and unit is level (4)			
Platform elevated outrigger controls do not work (4)			
Outriggers lowered, platform elevated drive will not work (4)			
Scissors arms			
Structural (1)			
Scissor arm pivot pins (2,5)			
Lift cylinders and valves (2,3,4)			
Safety bar (2,4,5)			
Hydraulic tubes and hoses (3,5)			
Wires and electrical cables (2,5)			
Decals and placards (2,8)			

Check	OK	✓	X
Lower controls			
Key switch, main power ON - OFF (4)			
Selector switch lower/upper controls lower controls selected upper controls do not work (4)			
Selector switch lower/upper controls upper controls selected lower controls do not work (4)			
Toggle switch, platform UP - DOWN (4)			
Key start switch (4)			
Toggle switch, glow plug, timing light diesel units only (4)			
Fuel select switch GAS - LP FUEL (4)			
Emergency stop switch (4)			
Hour meter (4)			
Circuit breaker reset (4)			
Lowering alarm (4)			
Engine kill alarm (4)			
Low oil pressure alarm (4)			
High temperature alarm (4)			
Lift enable light (4)			
Platform			
Structural (1)			
Guardrails properly installed and fastened (2,5)			
Platform entrance chain or gate (2,5)			
Wires and electrical cables (2,5)			
Decals and placards (2,8)			
Correct operators manual in document holder			
Upper controls			
Drive speed, platform elevated SLOW drive speed only (4)			
Drive speed, platform elevated Slow or FAST drive speed (4)			
Joystick control, drive/steer and proportional lift (4)			
Selector switch, HIGH speed/HIGH torque (4)			
Selector switch, LIFT - DRIVE (4)			
Low engine oil light (4)			
Engine START/KILL switch (4)			
Lift enable light, if so equipped (4)			
Raised platform drive enable light, if so equipped (4)			
Emergency stop button (4)			
Joystick interlock switch (4)			
Selector switch ALTERNATOR/MACHINE units equipped with optional AC alternator (4)			
Electrical			
Batteries (2,4)			
Battery terminals (5,6,7)			
Battery electrolyte level (5)			
Battery specific gravity reading (5)			
Wires and cables (2,5,6)			
Battery disconnect switch (4)			
Level sensor (2,4,5)			
Motion warning alarm (2,4)			
Two wheel parking brakes (2,4,5)			

Preventive inspection maintenance

Check	OK	✓	X
Engine			
Air filter (5)			
Belts and hoses (5)			
Hydraulic pump (4)			
Engine oil (5)			
Engine START - STOP (4)			
Electric throttle (4)			
Engine coolant level (5)			
Fuel system (3)			
Fuel tank (3,5)			
Hydraulic reservoir and return filter			
Hydraulic oil reservoir (3,5)			
Filler, breather cap (6)			
Hydraulic fluid level (2,5)			
Return filter (2,5,6)			
Return filter element (5)			

Check	OK	✓	X
Optional equipment			
Roll out platform deck extension (2,4,5,8)			
Entry gate, spring loaded (2,4,5)			
AC 110 volt outlet on platform (2,4)			
AC generator (2,4,5)			
Operator type horn (2,4)			
DC power operation (2,4)			
Propane tank(s), dual fuel machines only (2,5)			
Flashing light (2,4)			
Tires, Big Paw (5)			
Outriggers and outrigger controls (2,4)			
Retractable guardrails (2,4,5)			
Battery condition indicator (2,4)			





Corrective Action Required

Note: If correction action is required on any item, attach sheet indicating problem and action taken.

All items have been properly checked and tested and found to be operating satisfactory or necessary corrective action has been completed.

Inspected By: _____ Date _____

Capscrew torque chart

GRADE BOLT	SAE GRADE 1 OR 2	SAE GRADE 5	SAE GRADE 6	SAE GRADE 8
MARKING				
DEFINITION	INDETERMINATE QUALITY	MINIMUM COMMERCIAL QUALITY	MEDIUM COMMERCIAL QUALITY	BEST COMMERCIAL QUALITY
MATERIAL	LOW CARBON STEEL	MEDIUM CARBON STEEL TEMPERED	MEDIUM CARBON STEEL Q & T	MED. CARBON ALLOY STEEL Q & T
MIN. TENSILE STRENGTH	64,000 P.S.I.	105,000 P.S.I.	133,000 P.S.I.	150,000 P.S.I.
BOLT SIZE	RECOMMENDED TORQUE VALUES (FT - LBS)			
1/4	5	7	10	10.5
5/16	9	14	19	22
3/8	15	25	34	37
7/16	24	40	55	60
1/2	37	60	85	92
9/16	53	88	120	132
5/8	74	120	167	180
3/4	120	200	280	296
7/8	190	302	440	473
1	282	466	660	714

The following rules apply to the chart

1. Consult manufacturers' specific recommendations when available.
2. The chart may be used with both course and fine thread fasteners lightly lubricated.
3. Increase torque by 20% when multiple tapered tooth (shake proof) lock washers are used.
4. The torque values are given in foot-pounds.
5. Inch pound equivalent may be obtained by multiplying by 12.

F

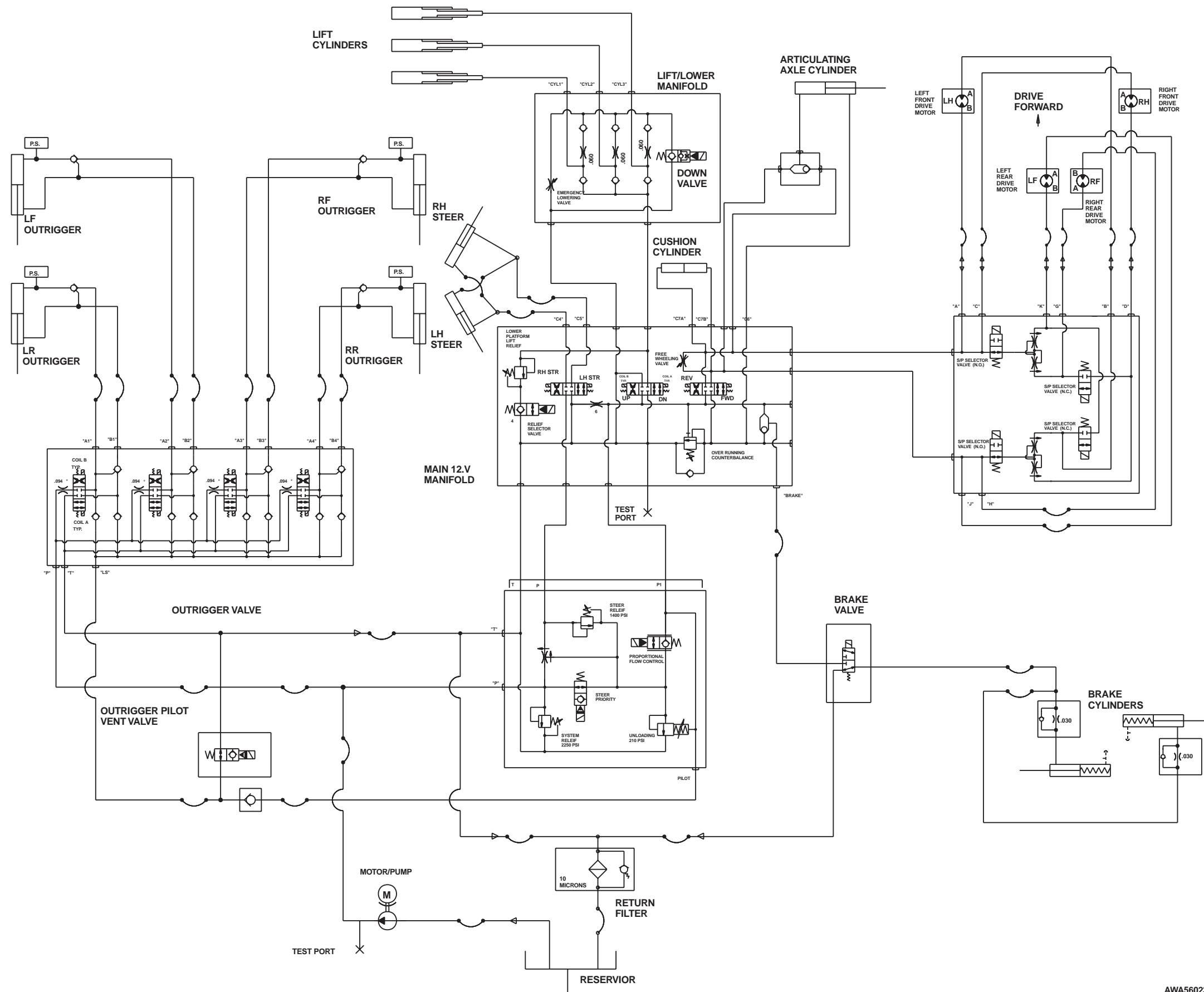
E

D

C

B

A



AWA56023B

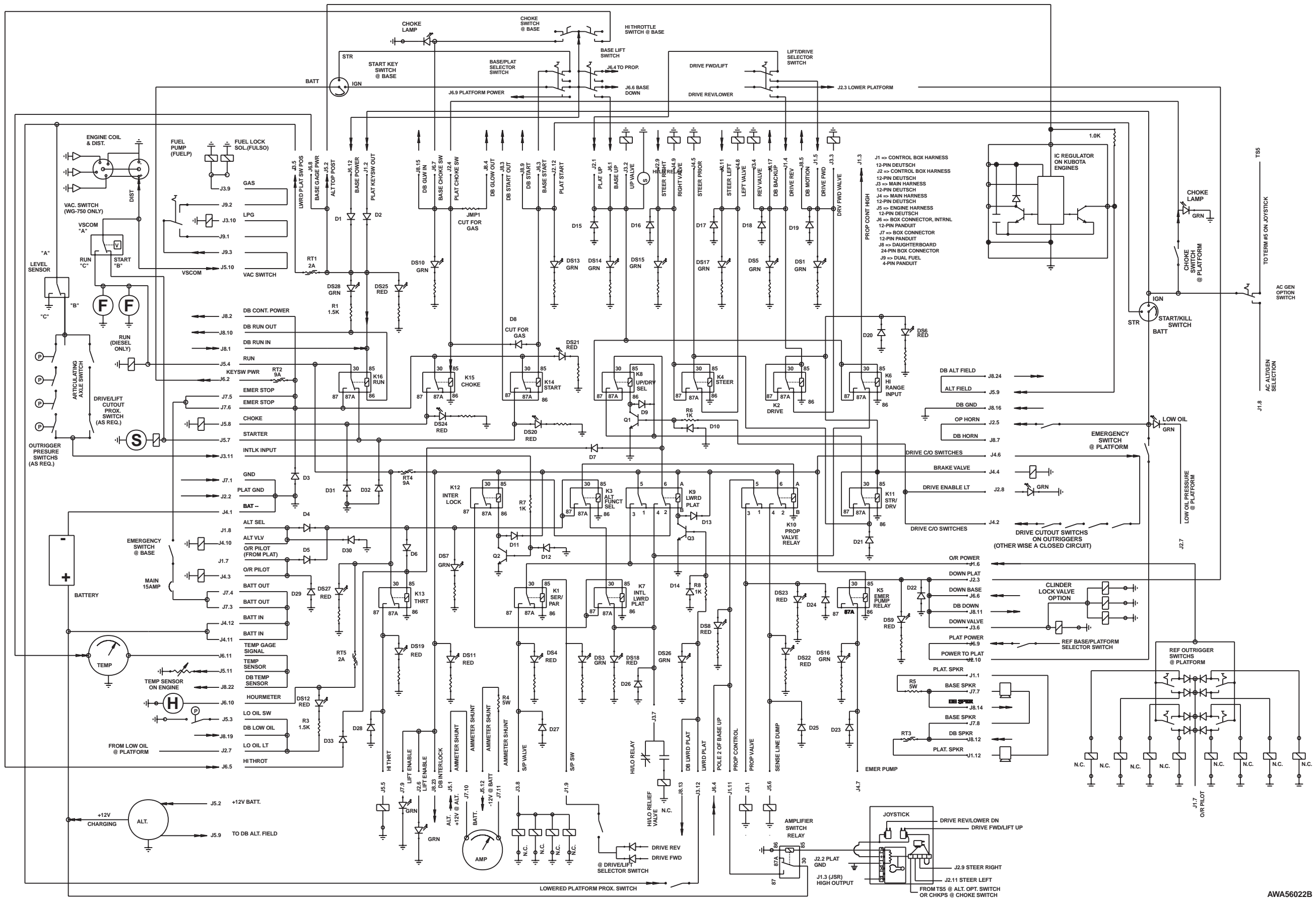
TITLE Hydraulic schematic

Snorkel model SR series



Page 9

1 2 3 4 5 6 7 8 9



AWA56022B

Local Distributor:

Lokaler Vertiebshändler:

Distributeur local:

El Distribuidor local:

Il Distributore locale:

USA

TEL: +1 (559) 443 6600
FAX: +1 (559) 268 2433

UpRight
POWERED ACCESS

www.upright.com

Europe

TEL: +44 (0) 845 1550 058
FAX: +44 (0) 195 2299 948

PN-